


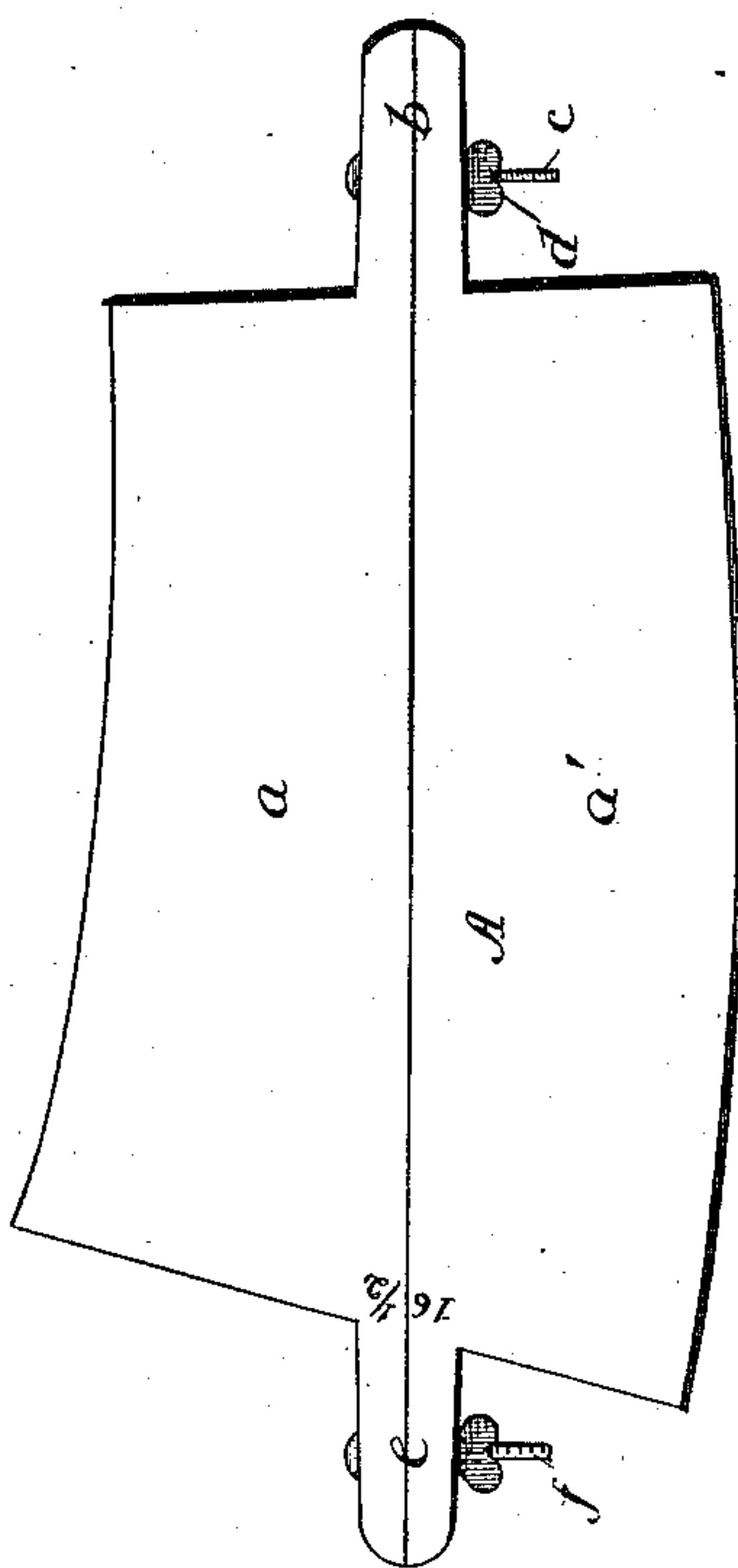
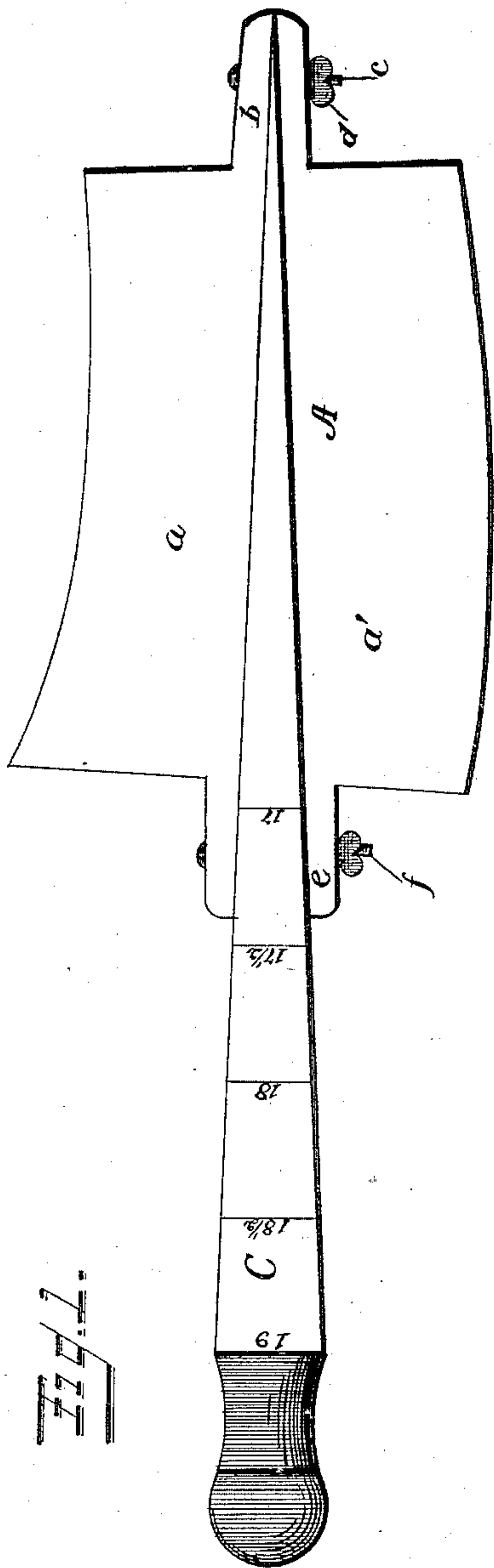
(No Model.)

C. HATTON.

DEVICE FOR SHAPING PANTALOONS.

No. 307,460.

Patented Nov. 4, 1884.



WITNESSES

F. L. Osgood
H. B. Harris

INVENTOR.

Chas. Hatton
by Oct. Snowles.
Attorney

UNITED STATES PATENT OFFICE.

CHARLES HATTON, OF HICKSVILLE, OHIO.

DEVICE FOR SHAPING PANTALOONS.

SPECIFICATION forming part of Letters Patent No. 307,460, dated November 4, 1884.

Application filed February 27, 1884. (No model.)

To all whom it may concern:

Be it known that I, CHARLES HATTON, a citizen of the United States, residing at Hicksville, in the county of Defiance and State of Ohio, have invented a new and useful Stretcher and Former, of which the following is a specification, reference being had to the accompanying drawings.

My invention relates to an adjustable board for pressing the bottoms of pants; and it has for its object to provide a device of this character which shall be laterally adjustable to the size of the leg of the pants to be pressed, whereby the bottom of a pants-leg may be pressed with uniformity in all the various sizes made.

A further object of the invention is to provide a device of this character which shall be extremely simple in its construction and effective in its operation.

With these ends in view the invention consists in the improved construction and combinations of parts, hereinafter fully described, and pointed out in the claims.

In the drawings, Figure 1 is a plan view of a board constructed in accordance with my invention. Fig. 2 is a detail view of parts detached.

In the accompanying drawings, in which like letters refer to corresponding parts in both the figures, A represents a board the outline of which is made to conform to the shape of the leg of a pair of pants. This board A consists of two sections, *a a'*, each of which is provided at its upper end with an outwardly-projecting arm or extension, *b*, which are secured together by means of a transverse bolt, *c*, having a screw-threaded end to receive a thumb-screw, *d*. These sections *a a'* are also provided on their other ends with similar arms or extensions, *e*, provided with an adjustable bolt, *f*.

C represents a rod which is provided at about the center of its width with longitudinal slots *g*, which are adapted to receive the bolts at each end of the board, respectively, and which slides thereon. This rod C is made tapering in form, as is clearly shown in Fig. 1, and has marked thereon, according to its

width, inches and half-inches. The sections *a a'*, when closed, and the rod C removed are ten and one-half inches wide; but when it is desired to press the bottom of a pair of pants whose width exceeds the width of the sections, the tapering rod is inserted and slid down, so as to widen or spread apart the sections to the width desired.

I have shown the tapering rod capable of extending the sections to nineteen inches; but it will be apparent by making the same longer the width to which the sections may be extended can be increased as much as may be desired or found necessary.

It will also be seen that the construction is simple and effective, and that it affords ready and convenient means for pressing the bottoms of the legs of a pair of pants.

It will also be obvious that changes in the details of construction may be resorted to without departing from my invention; hence I would have it understood that I do not limit myself to the precise construction shown and described, but reserve to myself the right to make all such slight changes and alterations as may properly fall within the scope of my invention.

Having fully described my invention, what I claim as new, and desire to secure by Letters Patent, is—

1. In a stretcher and former, the combination, with two sections adjustably secured together at their ends by means of screw-threaded bolts, of a wedge provided with slots, as shown, to receive said bolts, said wedge being tapering in form, substantially as set forth.

2. The combination, with two sections provided at both their forward and rear ends with arms or extensions, through which pass screw-threaded bolts, of a wedge adapted to be inserted between said sections and slide on said bolts, substantially as set forth.

In testimony that I claim the foregoing as my own I have hereto affixed my signature in presence of two witnesses.

CHARLES HATTON.

Witnesses:

C. G. SHEPARD,
J. W. S. PALMER.