
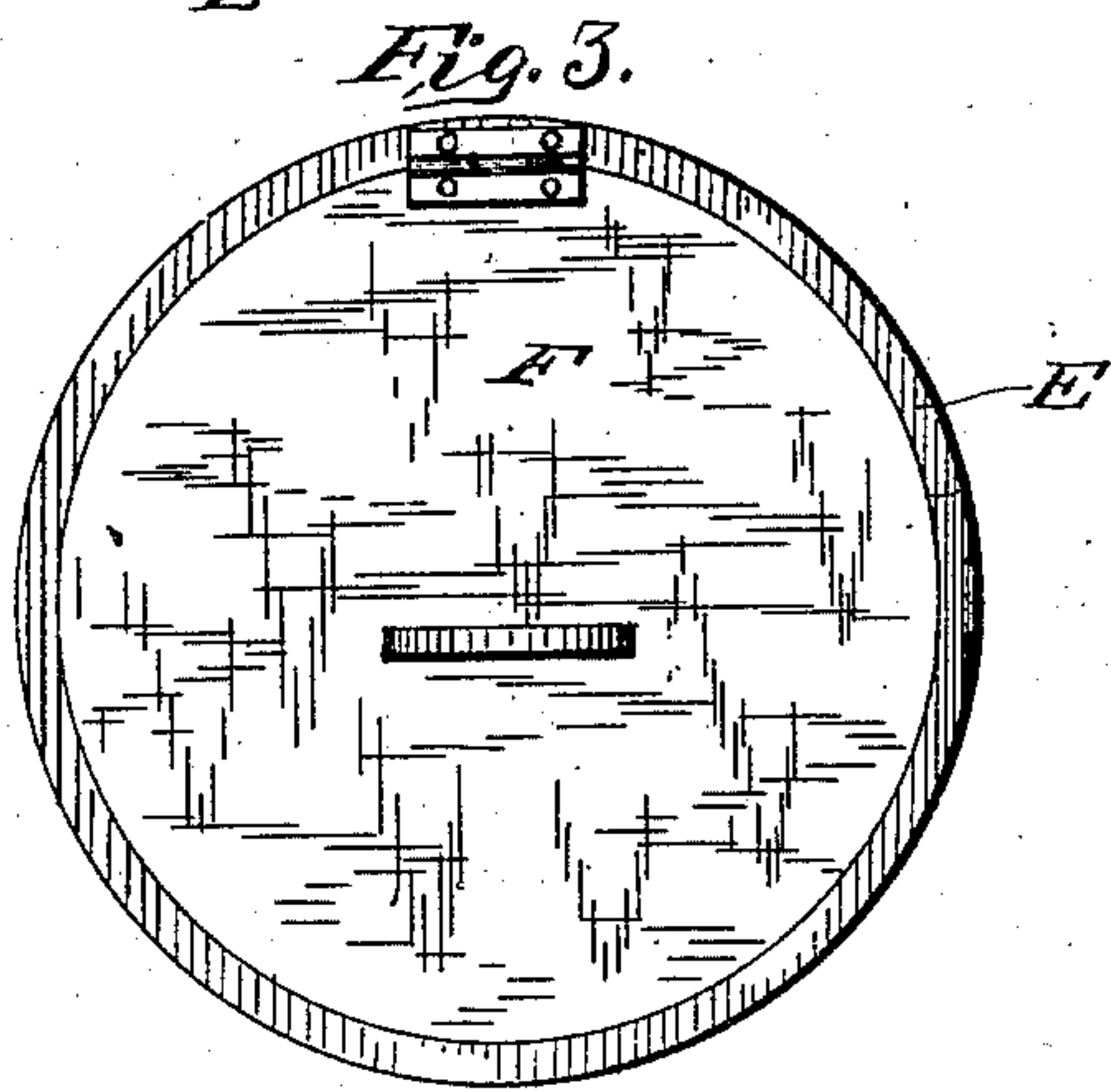
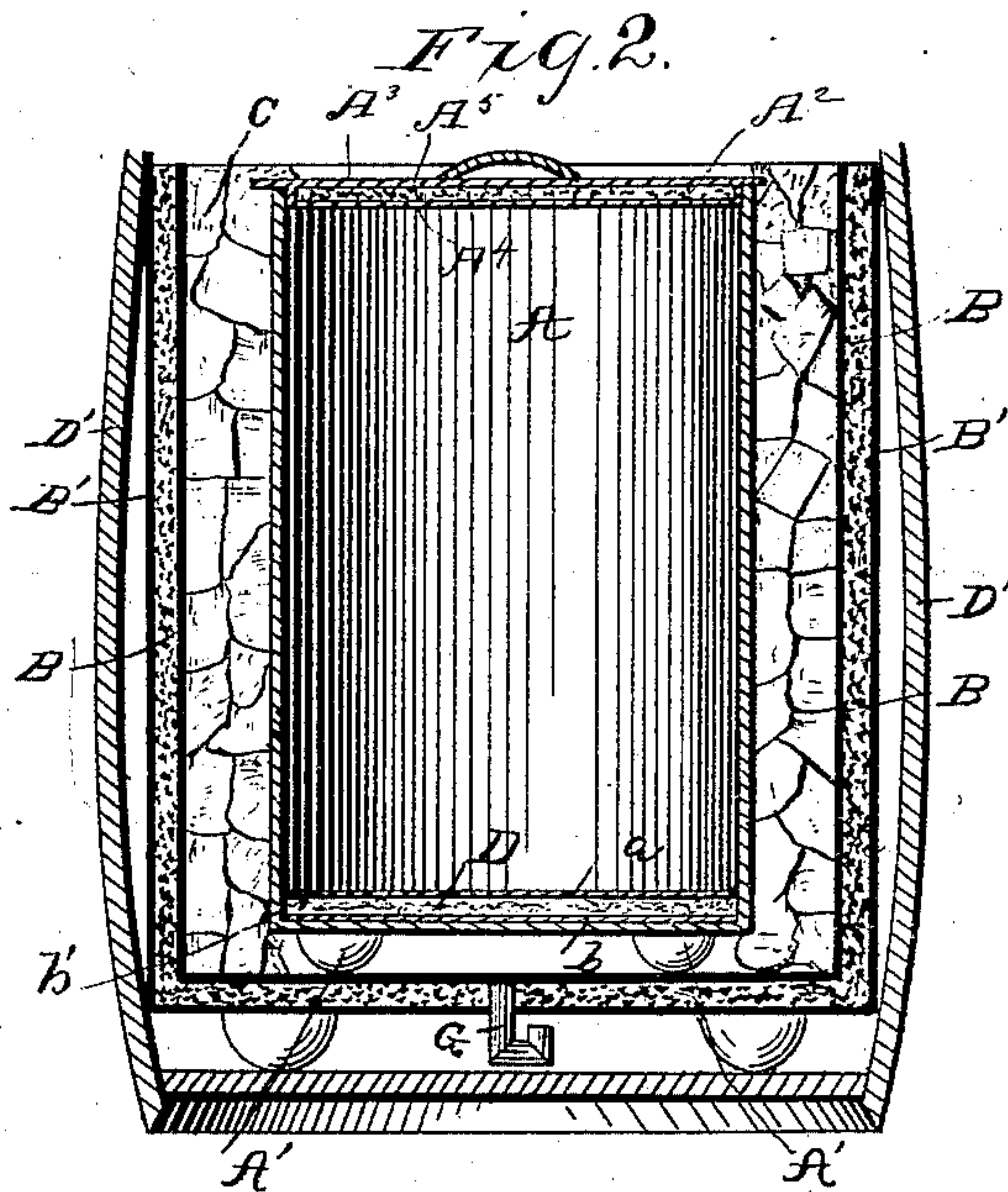
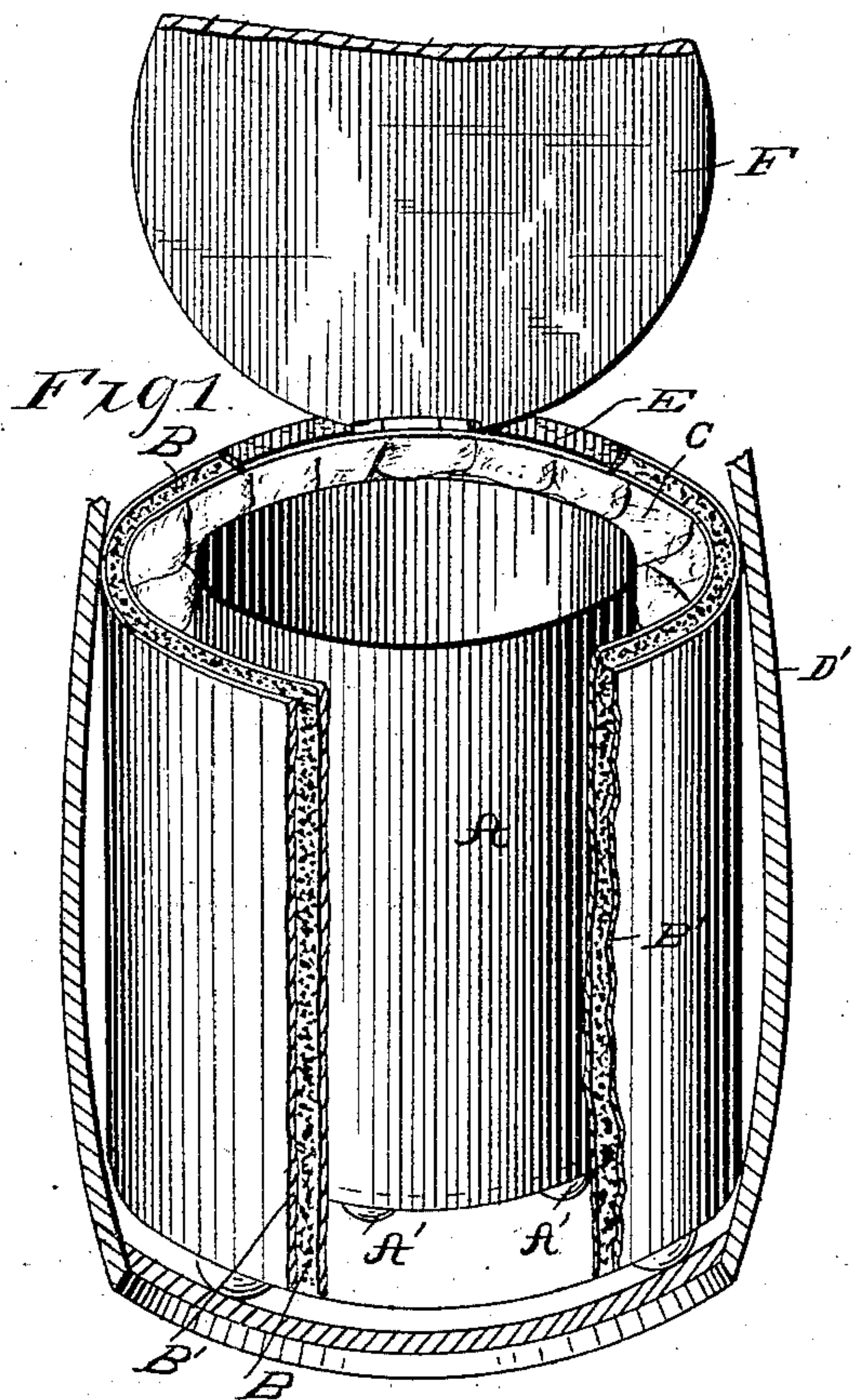


(No Model.)

C. N. SHAW.
MEAT FREEZER.

No. 307,341.

Patented Oct. 28, 1884.



WITNESSES

John M. Gill
Wm. J. Dye

INVENTOR

Charles N. Shaw
By Myers & Co.

Attorneys.

UNITED STATES PATENT OFFICE.

CHARLES N. SHAW, OF PETOSKEY, MICHIGAN.

MEAT-FREEZER.

SPECIFICATION forming part of Letters Patent No. 307,341, dated October 28, 1884.

Application filed July 3, 1884. (No model.)

To all whom it may concern:

Be it known that I, CHARLES N. SHAW, a citizen of the United States of America, residing at Petoskey, in the county of Emmet and State of Michigan, have invented certain new and useful Improvements in Meat-Freezers, of which the following is a specification, reference being had therein to the accompanying drawings.

My invention relates to an improvement in meat freezers or refrigerators for the preservation of meats. It is conformed to the shape and ordinarily to the dimensions of a barrel, in order that the meat-freezer, or two of them, when small enough, may be inserted in an ordinary barrel, and thus shipped as heavy freight; and it consists in the novel construction, combination, and arrangement of the parts, substantially as hereinafter more fully shown and claimed.

In the accompanying drawings, Figure 1 is a perspective, partly broken away, and Figs. 2, 3, and 4 are detail views, thereof.

In the accompanying drawings, A represents a cylindric metallic can having the feet A', which, as the interior or central chamber of the refrigerator, is designed for the reception of the article to be frozen, and thus preserved. It is provided with the cover A², having the non-conducting top A³, formed by inclosing and soldering charcoal between the two coincident metallic disks A⁴, which are connected by a vertical metallic band soldered thereto. The charcoal-chamber B encompasses and forms the outer vertical wall of the ice-chamber C, and is constructed sufficiently larger than the chamber A to admit an intermediate space between chambers A and B, forming ice-chamber C, and thus constructed chamber A is removable. Charcoal-chamber B is constructed of two vertical spaced-apart walls—the inner one metallic and the outer one wood—and at bottom in like manner of coincident horizontal parts, and it is disposed between the ice-chamber C and the barrel or tub D', formed between the metallic can B' and the barrel or tub D', and the bottom of the tub inside of the charcoal-chamber has

inserted therein a removable non-conducting bottom, D, which consists of the metallic disks *a* and *b*, united by the band *b'*, which is soldered thereto after first inserting and packing in bottom D pulverized or suitably-prepared charcoal, which is thus secured therein.

E represents a circular cover, which is fitted air-tight, and covers only the charcoal-space; and F represents another cover, which is hinged to the charcoal-cover, and is shut down air-tight inside the inner wall of can B'.

The barrel or tub D' is preferably constructed of wood and forms the outer wall or inclosure of the refrigerator, and it is provided with a bottom and flanged support constructed after the manner of barrels or tubs, as shown in Fig. 1.

The drip-pipe G is located, as shown, near the outer line of the ice-space, and has provided therein sponge G', which admits the outflow of the water, while preventing the ingress of atmospheric air. Thus constructed, in order to freeze meat either for preservation or to render it tender, it is only necessary to insert salted ice in the ice-space C; and it is obvious that this condition of the meat may be readily maintained by keeping up the supply of salted ice in the ice-chamber.

In the shipment of meat, ice-cream, or vegetables to a considerable distance, one or two (according to the size) of the meat freezers or refrigerators may be inclosed in an ordinary air-tight barrel, from which there can be no leakage, unless the distance and the period of exposure renders such precaution unnecessary.

It will be observed that as there is no communication between the ice-chamber and can A when the can is closed the article or articles contained in the refrigerator are not affected by the moisture of the ice-chamber.

Having thus fully described my invention, what I claim, and desire to secure by Letters Patent, is—

1. A meat freezer or refrigerator consisting of the can A, having non-conducting cover A², ice-chamber C, can B', charcoal-

chamber B, having cover E, barrel or tub D', cover F, non-conducting bottom D, and drip G, substantially as shown, and for the purpose described.

- 5 2. In a meat freezer or refrigerator, the combination of the barrel or tub D', having cover F, can B', ice-chamber C, having drain-pipe G and covers A² and E, can A, and bot-

tom D, substantially as shown, and for the purpose described. 10

In testimony whereof I affix my signature in presence of two witnesses.

CHARLES N. SHAW.

Witnesses:

B. B. POWELL,
C. J. PAILTHORP.