

(No Model.)

J. B. BROOME.

SPINNING TOP.

No. 307,264.

Patented Oct. 28, 1884.

FIG-1-

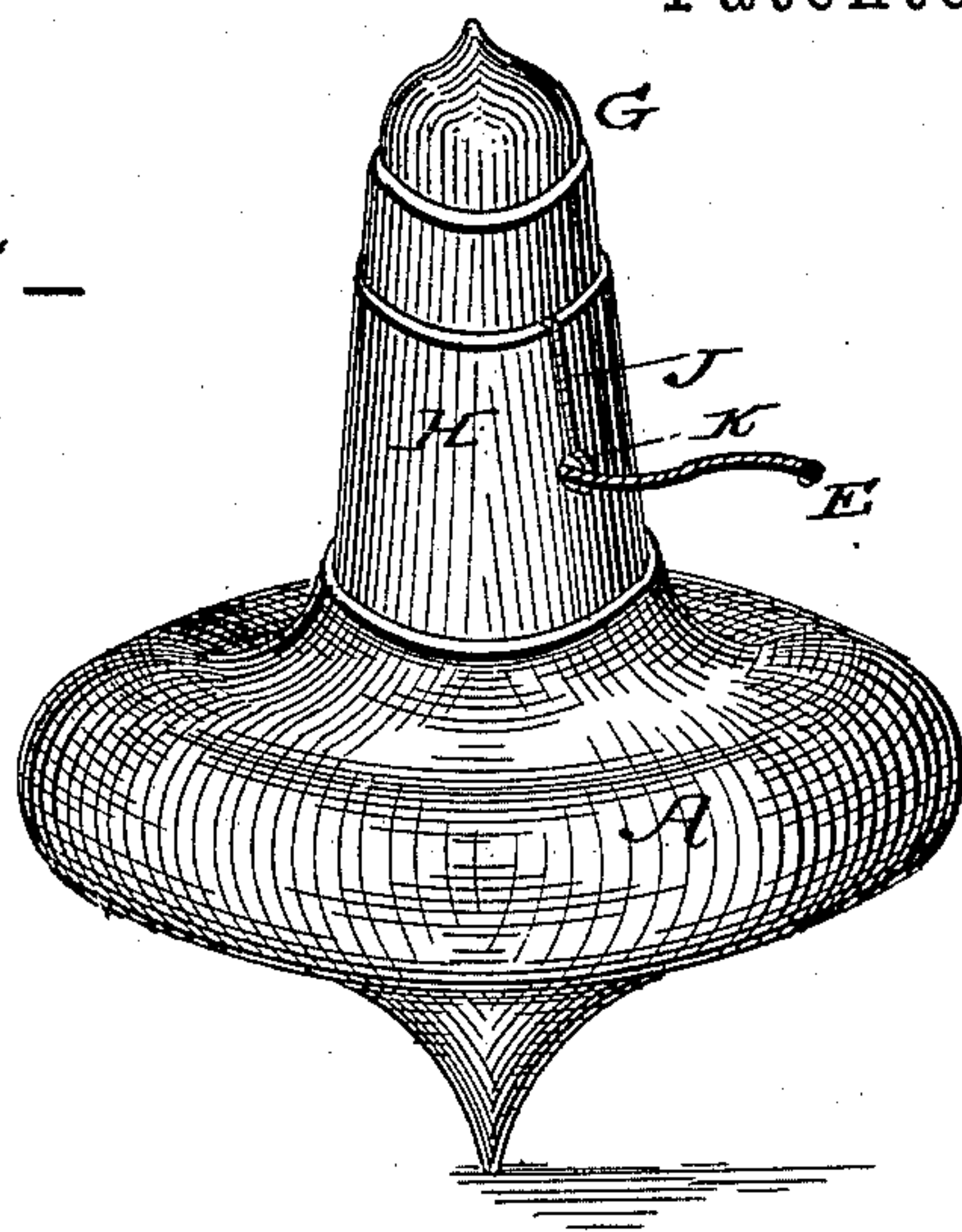


FIG-2-

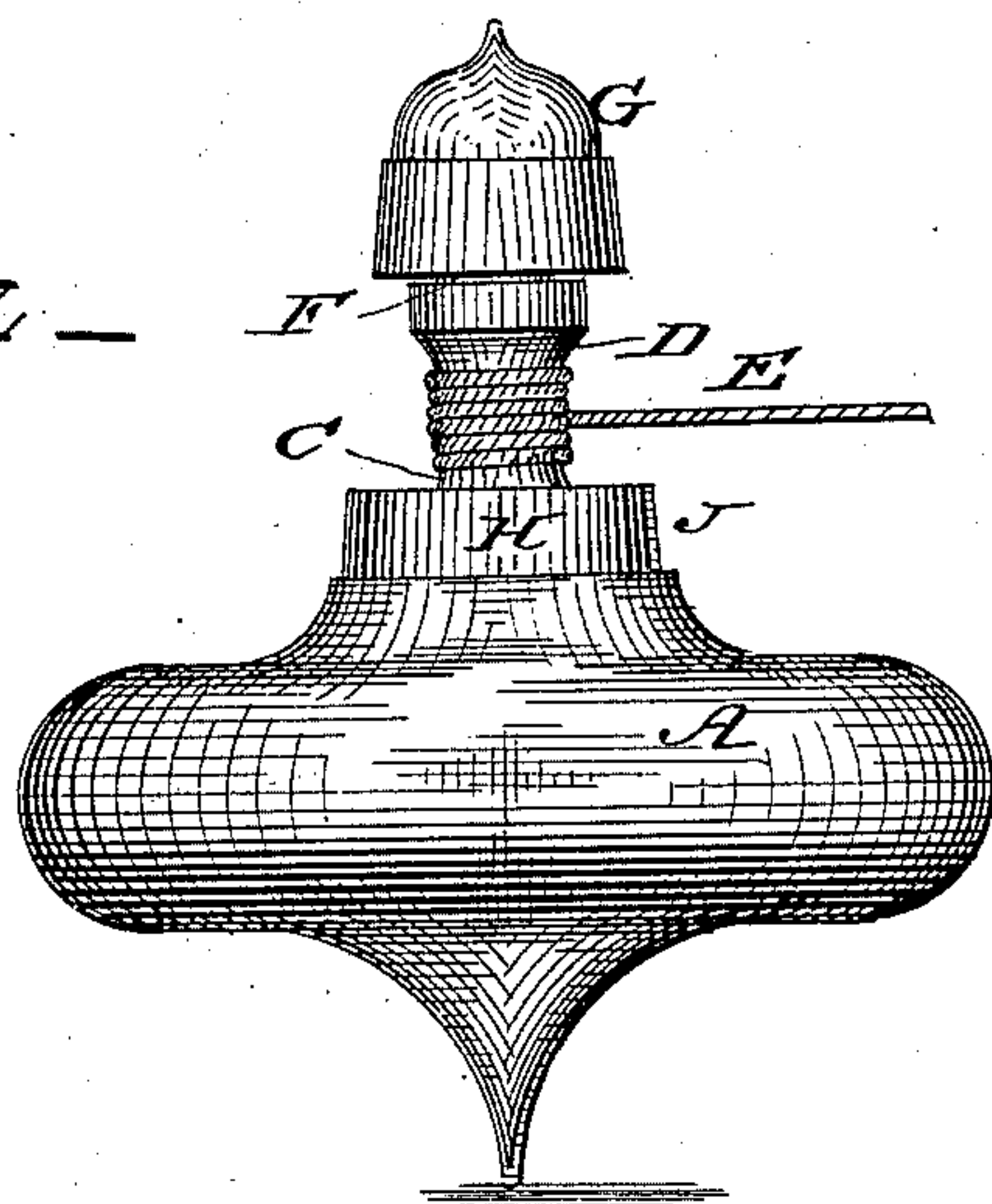
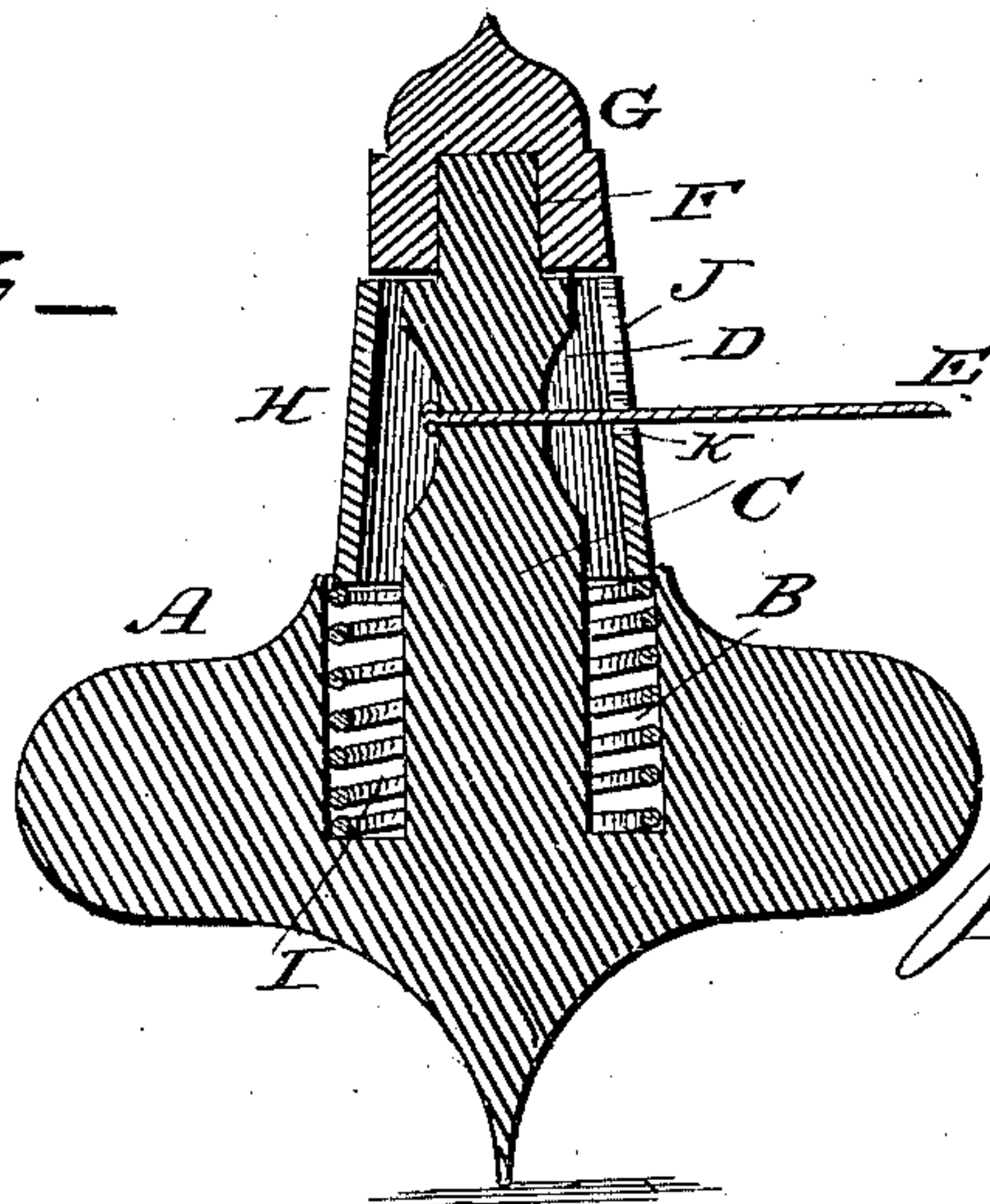


FIG-3-



WITNESSES:

Wm. S. Dieterich
Witness

J. B. Broome
INVENTOR.

By Louis Baggett & Co
ATTORNEYS.

UNITED STATES PATENT OFFICE.

JOSEPH B. BROOME, OF OSWEGO, NEW YORK.

SPINNING-TOP.

SPECIFICATION forming part of Letters Patent No. 307,264, dated October 28, 1884.

Application filed April 3, 1884. (No model.)

To all whom it may concern:

Be it known that I, JOSEPH B. BROOME, a citizen of the United States, and a resident of Oswego, in the county of Oswego and State of New York, have invented certain new and useful Improvements in Spinning-Tops; and I do hereby declare that the following is a full, clear, and exact description of the invention, which will enable others skilled in the art to which it appertains to make and use the same, reference being had to the accompanying drawings, which form a part of this specification, and in which—

Figure 1 is a perspective view of my improved spinning-top. Fig. 2 is a side view showing the cylinder at its upper end pushed down for the purpose of drawing the string out, and Fig. 3 is a vertical section of the top.

Similar letters of reference indicate corresponding parts in all the figures.

My invention has relation to spinning-tops; and it consists in the improved construction and combination of parts of the same, as hereinafter more fully described and claimed.

In the accompanying drawings, the letter A indicates the body of the top, the upper side of which has a central recess, B, from the center of which projects an upright axial spindle, C, the middle of which is recessed at D, in which recess the string E is wound, which string is attached at one end to the spindle, and the upper end, F, of the spindle is reduced, adapted to receive a cap, G. A sleeve, H, fits loosely around the spindle, leaving sufficient space for the string, and bears with its lower end against a spring, I, coiled in the recess in the upper side of the top around the spindle, while its upper end bears against the cap. A slot, J, extends from the upper end of the sleeve to its middle, where it is enlarged at K, and the end of the string may be drawn out through this slot, running in the enlarged lower end of the same. When the top is to be set in motion, the string is wound around the spindle and the end passed out through the slot, which may be accom-

plished by pushing the sleeve down against the spring into the recess, when it may be slipped into the slot, and by drawing the string out and allowing it to be wound upon the spindle a couple of times sufficient rotary motion may be imparted to start the top, when the end of the string is released and the top placed upon the floor, table, or other place for its rotation. When it now is desired to spin the top again, the sleeve is again pushed down, the end of the string drawn out, and the same operation repeated.

Having thus described my invention, I claim and desire to secure by Letters Patent of the United States—

1. The combination of the top-body having a central recess in its upper side and an axial spindle, a string winding upon the spindle, secured to the same at one end, a sleeve fitting loosely around the spindle and having a slot in its side, and means, substantially as described, for retaining the said sleeve upon the spindle and for forcing it upward out of the recess, as and for the purpose shown and set forth.

2. The combination of the top-body having a central recess in its upper side and a recessed spindle axial to the same, a spring coiled around the lower end of the spindle in the recess, a string attached to the spindle and winding upon the same, a sleeve fitting loosely around the spindle and having a slot extending from the upper edge of the sleeve, forming an enlargement at its lower end at the middle of the sleeve, and a cap fitting upon the upper end of the spindle and bearing against the upper end of the sleeve, as and for the purpose shown and set forth.

In testimony that I claim the foregoing as my own I have hereunto affixed my signature in presence of two witnesses.

JOSEPH B. BROOME.

Witnesses:

HENRY FAVREAU,
WM. BACKUS.