

(No Model.)

R. TITCOMB.

SAND DISTRIBUTING MACHINE.

No. 307,151.

Patented Oct. 28, 1884.

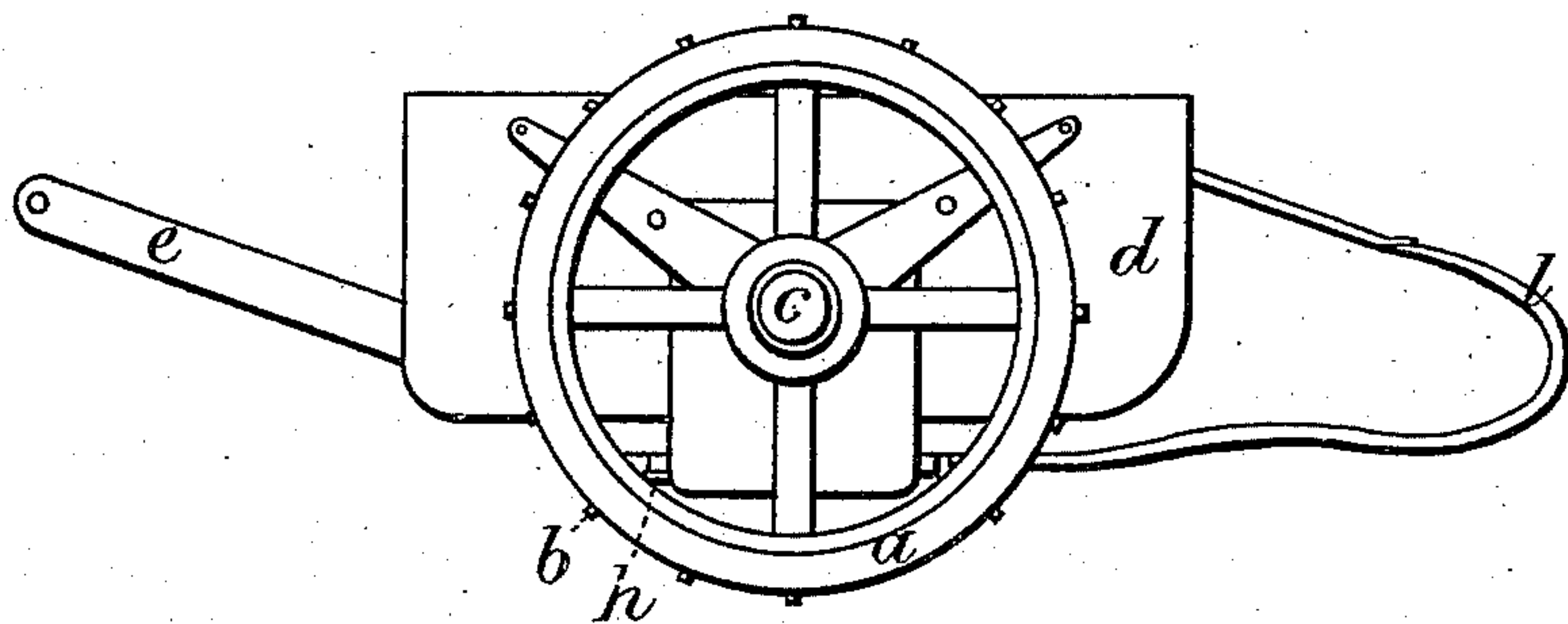


FIG. 1.

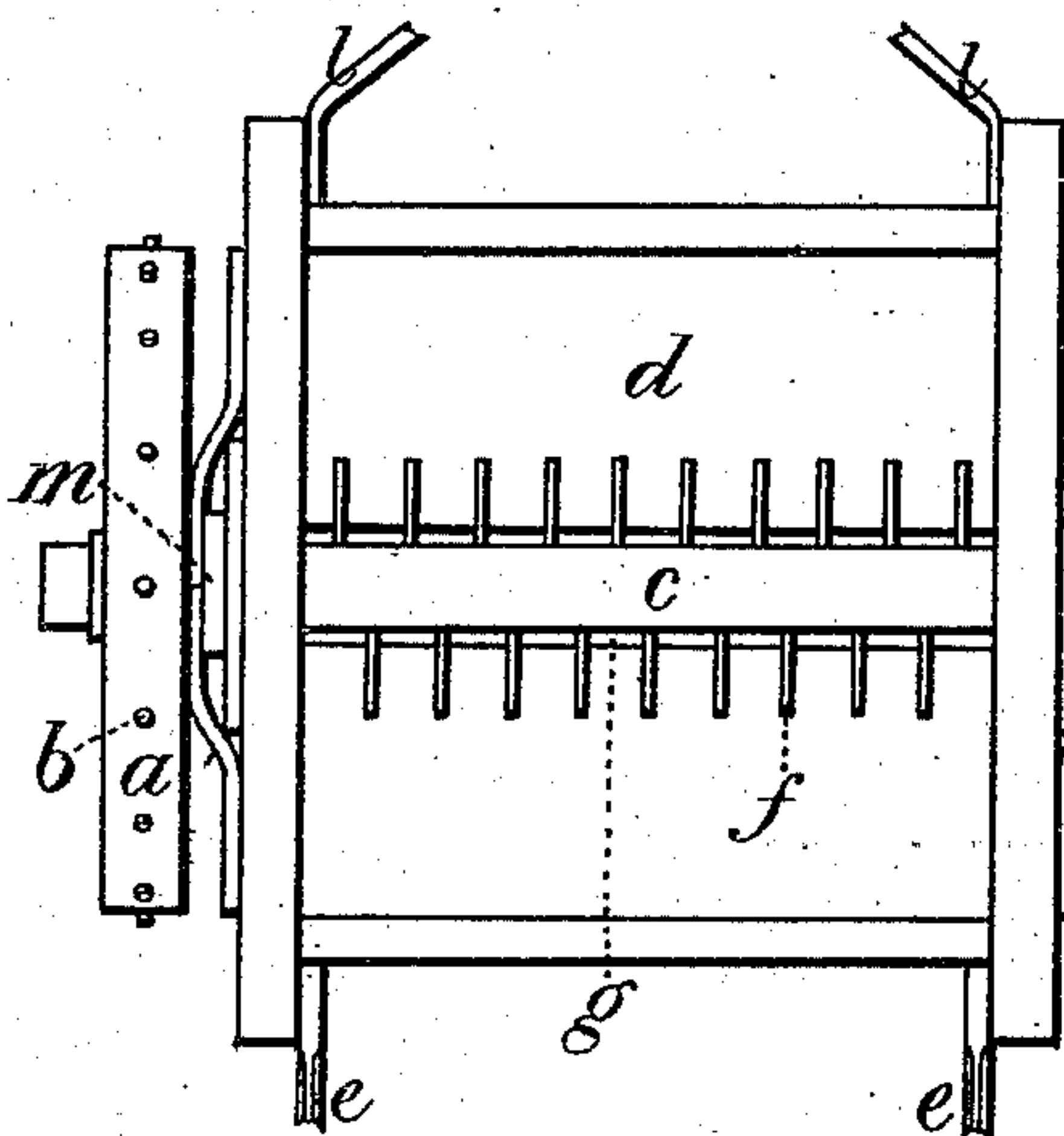


FIG. 2.

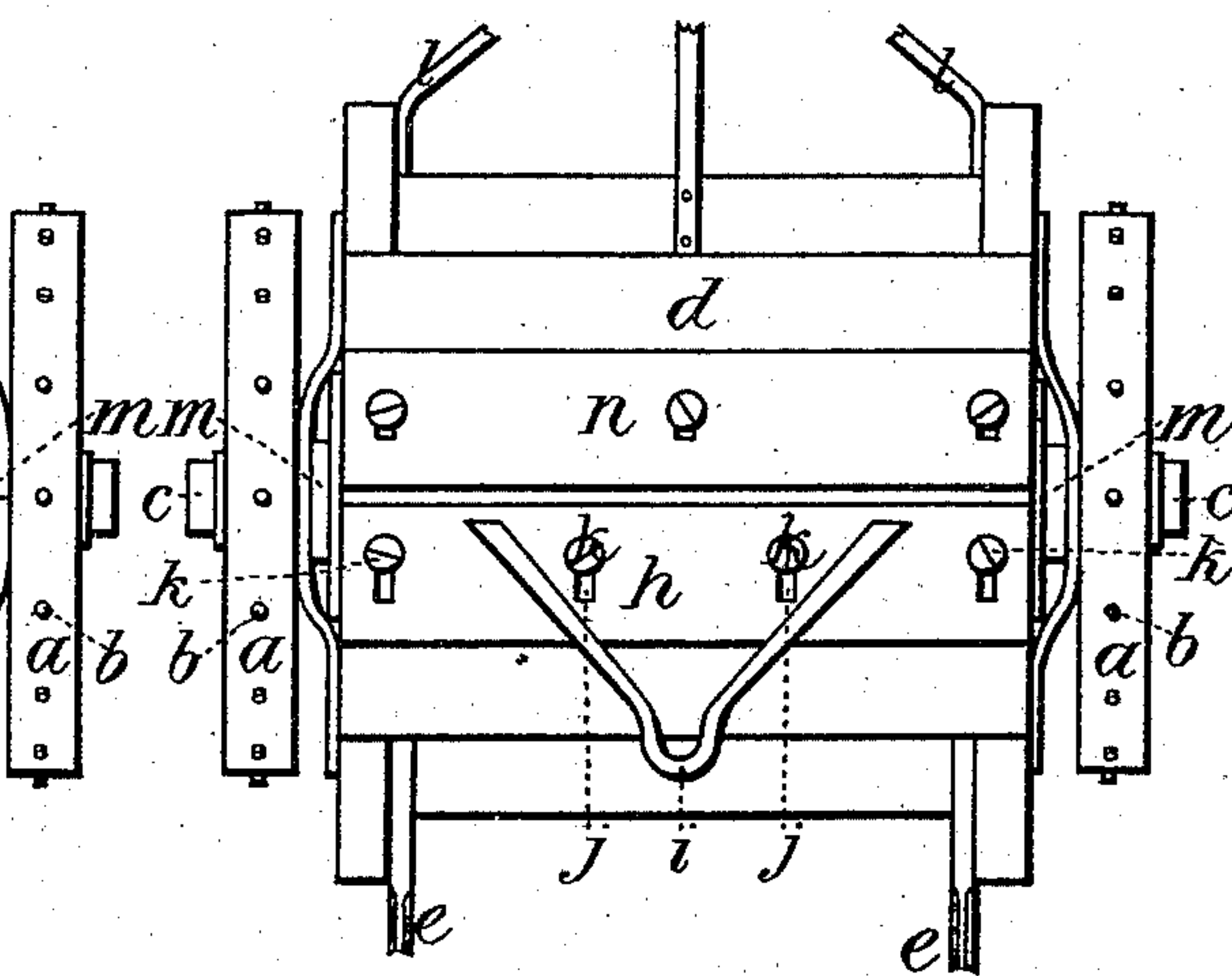


FIG. 3.

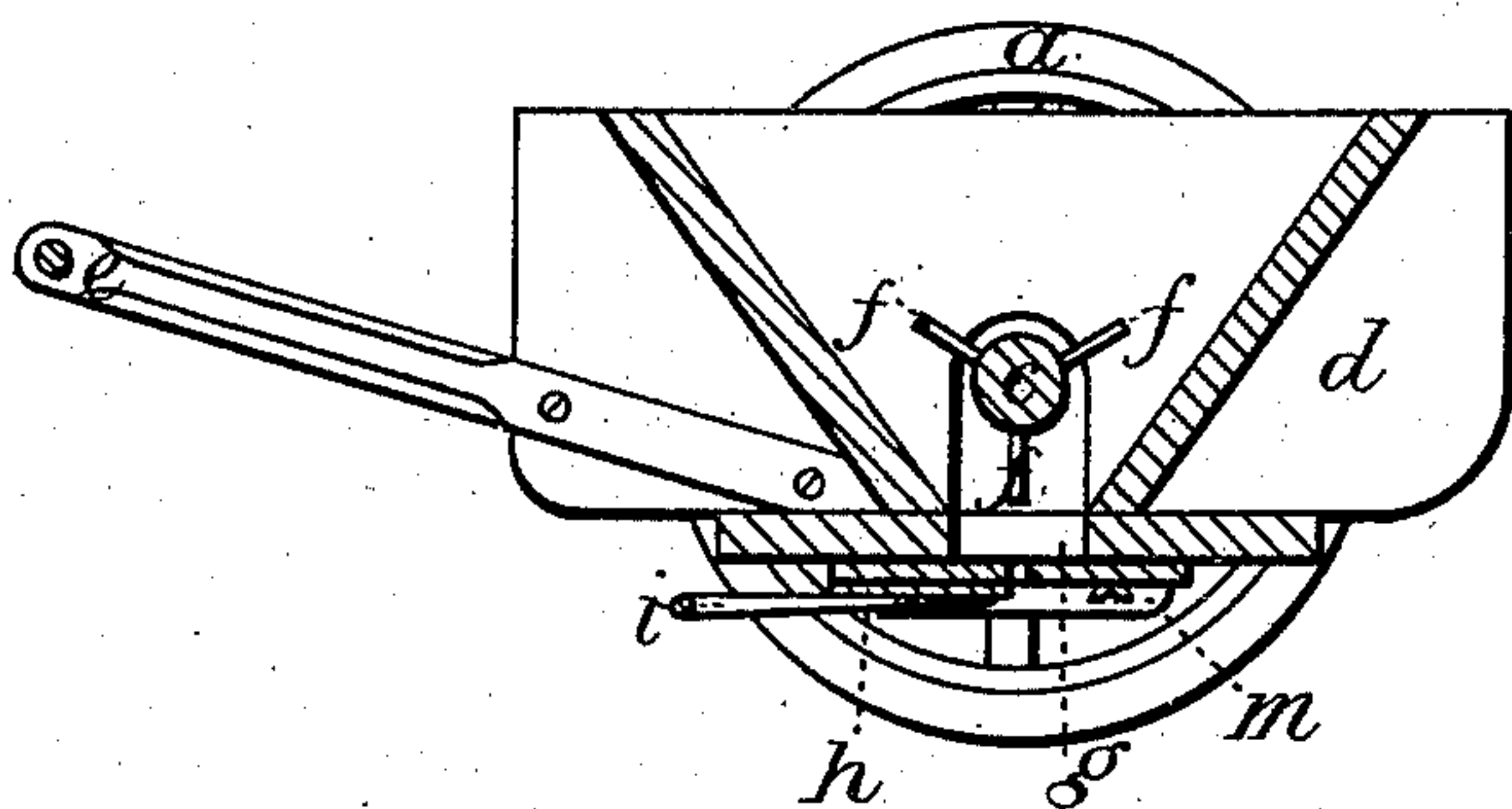


FIG. 4.

WITNESSES:

*Chas H Kimball.*  
*John V. Kington.*

INVENTOR:

*Roscoe Titcomb*  
*Per atty.*  
*William Henry Clifford*

# UNITED STATES PATENT OFFICE.

ROSCOE TITCOMB, OF NORTH YARMOUTH, MAINE.

## SAND-DISTRIBUTING MACHINE.

SPECIFICATION forming part of Letters Patent No. 307,151, dated October 28, 1884.

Application filed May 15, 1884. (No model.)

*To all whom it may concern:*

Be it known that I, ROSCOE TITCOMB, of North Yarmouth, in the county of Cumberland and State of Maine, have invented certain new and useful Improvements in Sand-Distributing Machines; and I do hereby declare that the following is a full, clear, and exact description thereof, which will enable others skilled in the art to which it appertains to make and use the same, reference being had to the accompanying drawings, and to letters of reference marked thereon, which form a part of this specification.

Figure 1 is a side elevation. Fig. 2 is a top plan. Fig. 3 is a bottom plan. Fig. 4 is a sectional view.

Same letters show like parts.

My invention is designed to distribute and scatter sand or any such substance upon roads and walks rendered slippery and dangerous by accumulations of ice, and for other similar purposes. It is in form a cart or carriage borne on two wheels, *a*. These are on their peripheries provided with knobs *b*, to sink into the ice and prevent sliding thereon, as well as to secure the revolution of the wheels, upon which the operations of the machine in certain particulars depend. One of the wheels *a* is fixed on the axle-tree and the other is free or loose thereon. These are so arranged in order that the feeding device *c* may not rotate while the carriage is being turned. If the feeding device should be allowed to revolve while the carriage was being turned, an unnecessary amount of sand or earth would be deposited, and for that purpose the feeding or dropping down of the same is temporarily suspended while turning.

*d* is the cart-body.

*e* is the shafts or tongue.

The carriage can be drawn by hand or animal power.

The feeding device *c* is the axle-tree of the cart, extending across the body and through that part that contains the sand or other substance to be distributed. It is rotated by the fixed wheel on the journal thereof. This feeding device *c* has the fingers *f* so arranged as to gradually and uniformly work the contents of the body *d* down through the slot *g* in the

bottom thereof. The body *d* is a kind of hopper, tapering at the bottom, so that as the sand or other substance works downwardly it is brought to the slot, to be discharged therefrom.

*h* is a sliding gage. It has the slots *j* and handle *i*. In the slots *j* are set-screws *k*. By these devices the slot or opening in the bottom of the body *d* can be widened or narrowed, and thus the quantity of discharge regulated—that is, the gage *h* can be moved backward or forward, so as to open or close the slot *g*.

*l* is a rest or guard. This is to aid in getting the cart off from sidewalks and over curbstones, &c.

*m* are washers to prevent the contents of the body *d* from working out around the axle-tree, where it passes through the wall of the body *d*.

*n* is a gage to be adjusted, in connection with the gage *h*, to regulate the issue of the contents of the body *d* through the slot *g*.

As the cart is moved along, the sand or other substance placed within the body *d* is caused by the rotation of the feeder *c*, with its fingers *f*, to pass evenly and uniformly through the slot *g*, and thus be sprinkled and scattered over ice on sidewalks, &c. This is now commonly done in cities by hand from shovels held by the persons doing the work, and the sand is carried from point to point in carts, from which it is taken by the shovels.

It is plain that my improved device greatly improves the uniformity of the sand thus used, and requires less time in the work.

What I claim as my invention, and desire to secure by Letters Patent of the United States, is—

The combination, with the body *d*, of the wheels *a*, one loose and one fixed on the axle-tree, the revolving feeder *c*, with its fingers *f*, the slot *g*, the gages *h* and *n*, the guard *l*, and washers *m*, all as herein set forth.

In testimony that I claim the foregoing as my own I affix my signature in presence of two witnesses.

ROSCOE TITCOMB.

Witnesses:

G. C. PETERS,

WARREN ROBINSON.