

(Model.)

B. SIMMONS.

CARRIAGE TOP.

No. 307,072.

Patented Oct. 21, 1884.

Fig- 1 -

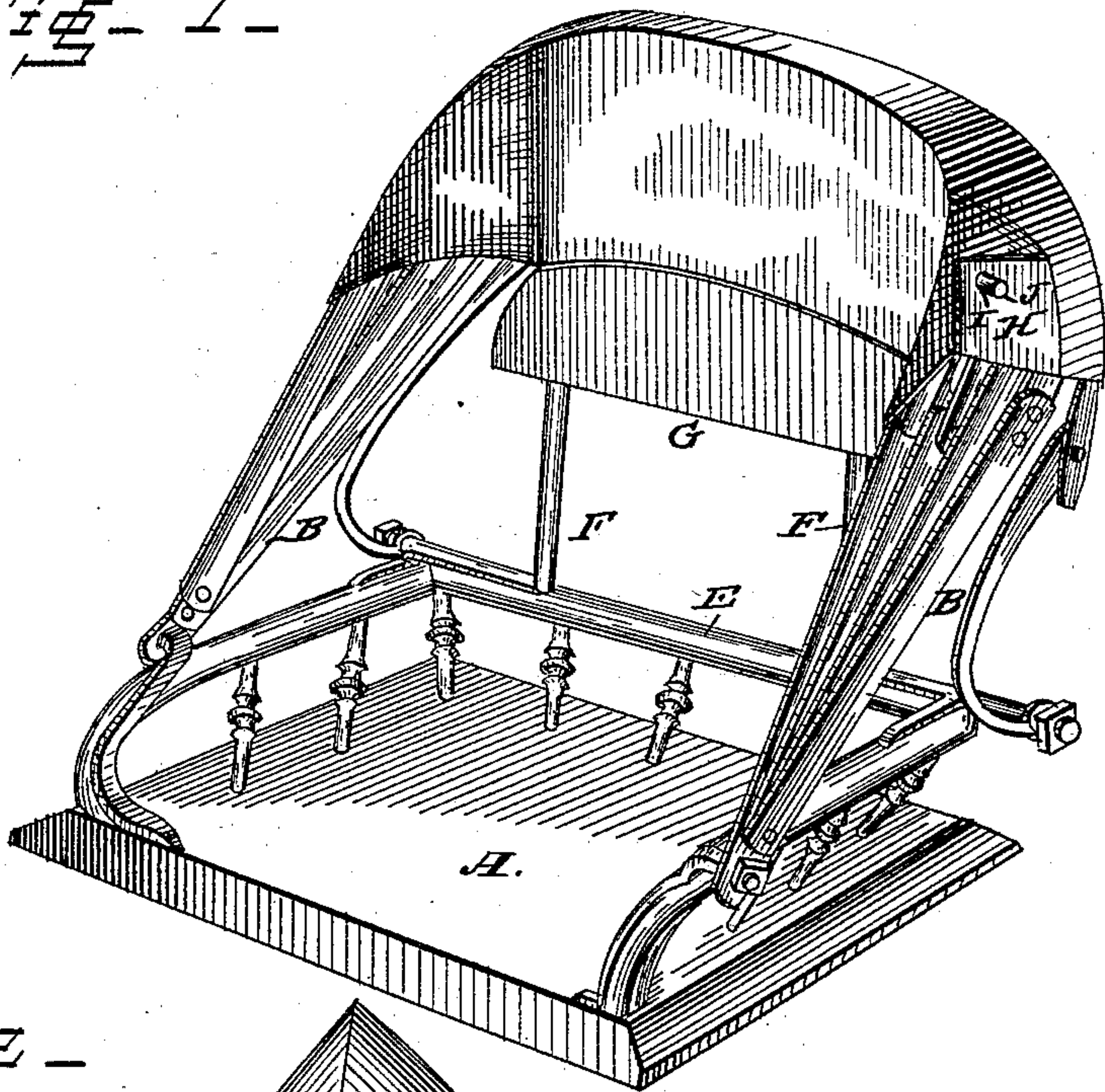


Fig- 2 -

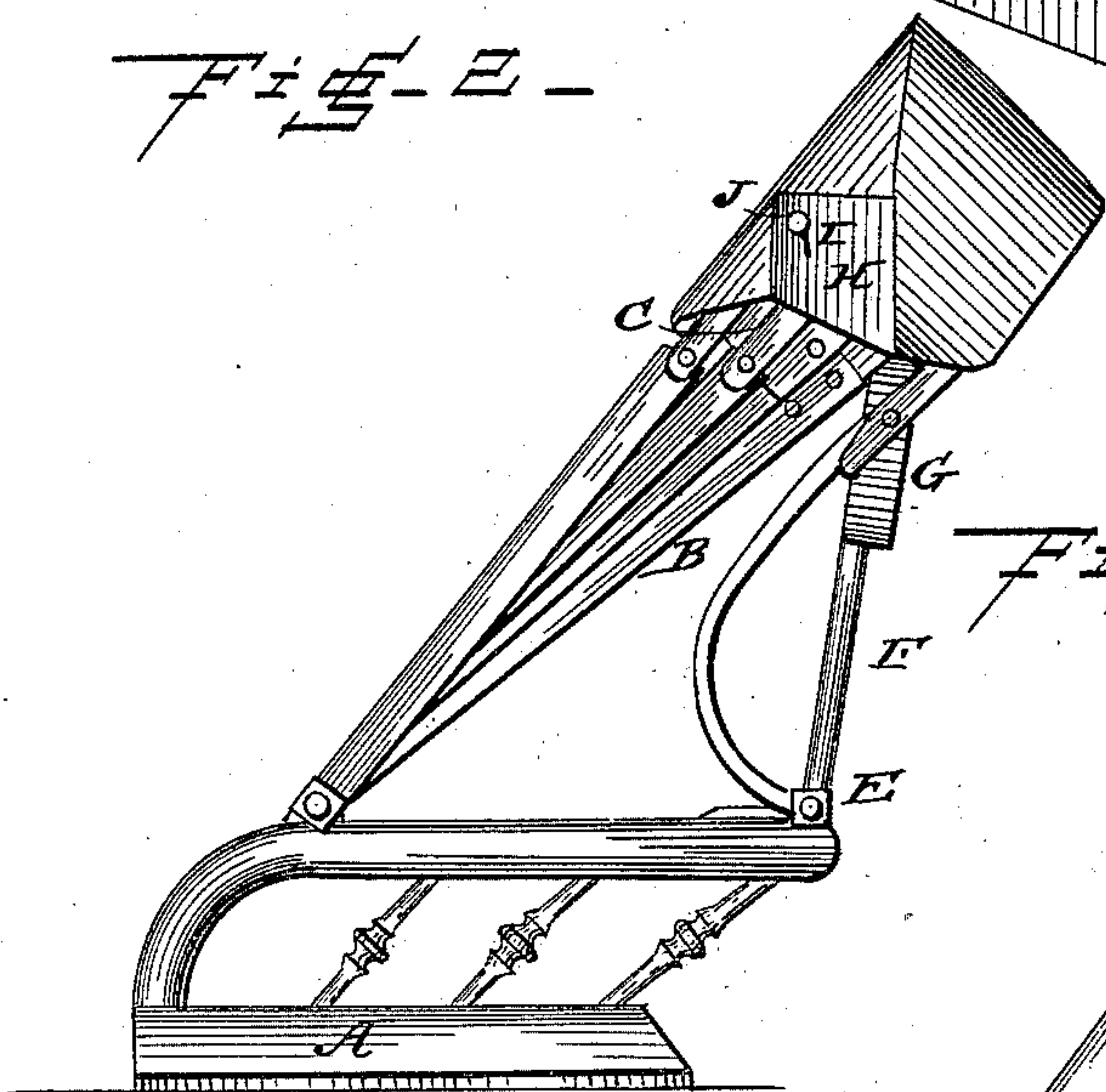
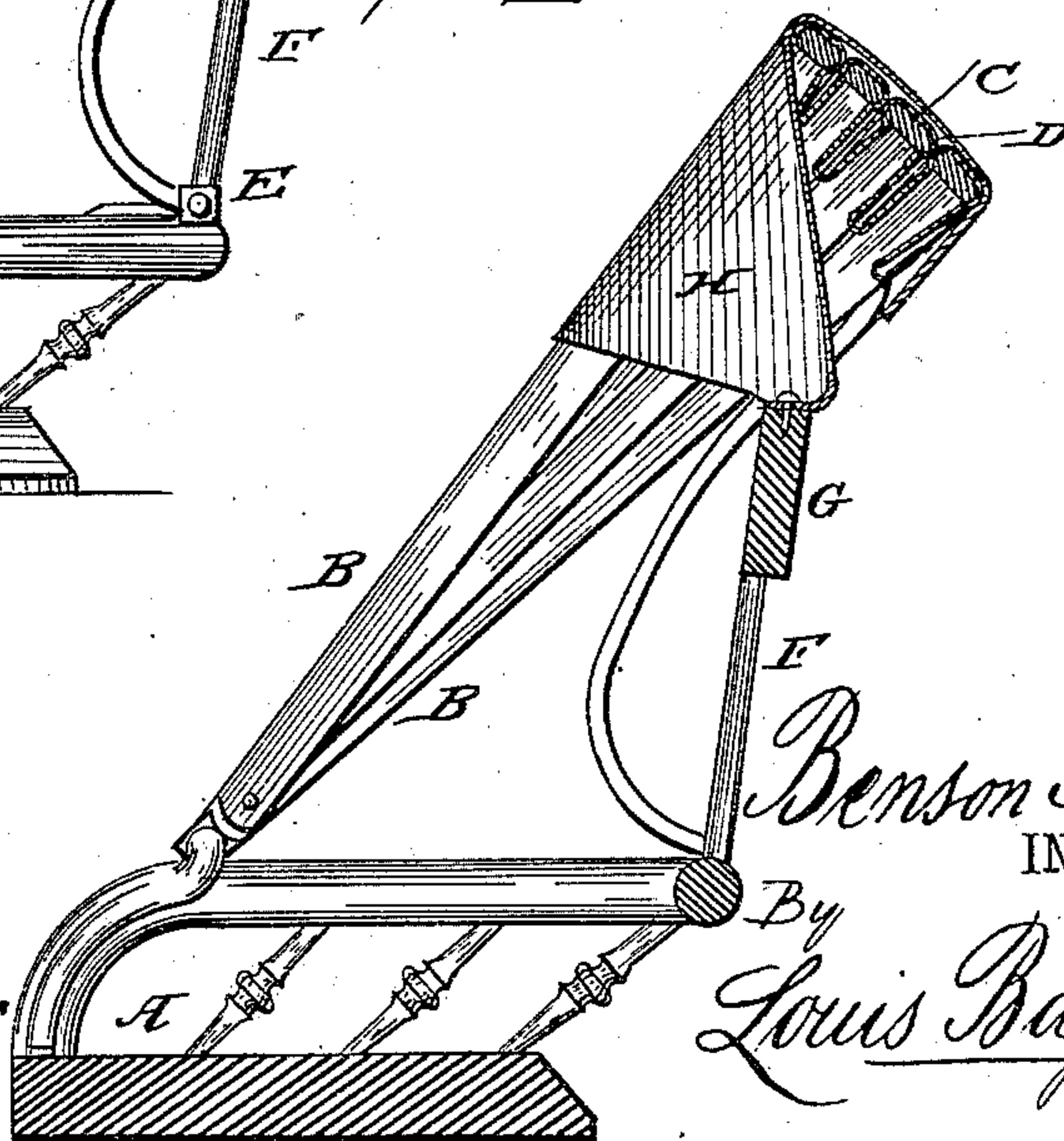


Fig- 3 -



WITNESSES:

Ad. S. Dietrich.
D. McWhinny

Benson Simmons
INVENTOR.

By *Louis Bagger & Co.*
ATTORNEYS.

UNITED STATES PATENT OFFICE.

BENSON SIMMONS, OF SANDY CREEK, NEW YORK, ASSIGNOR OF ONE-HALF
TO JAMES KNOX POLK COTTRELL AND EUGENE FRANCIS NYE, BOTH OF
SAME PLACE.

CARRIAGE-TOP.

SPECIFICATION forming part of Letters Patent No. 307,072, dated October 21, 1884.

Application filed July 5, 1884. (Model.)

To all whom it may concern:

Be it known that I, BENSON SIMMONS, a
citizen of the United States, and a resident of
Sandy Creek, in the county of Oswego and
5 State of New York, have invented certain new
and useful Improvements in Carriage-Tops;
and I do hereby declare that the following is
a full, clear, and exact description of the in-
vention, which will enable others skilled in
10 the art to which it appertains to make and
use the same, reference being had to the ac-
companying drawings, which form a part of
this specification, and in which—

Figure 1 is a perspective view of my im-
15 proved carriage-top, showing the same in its
folded position. Fig. 2 is a side view, and Fig.
3 is a longitudinal vertical sectional view.

The same letters refer to the same parts in
all the figures.

20 This invention relates to folding carriage-
tops; and it consists of an improved hood or
cap adapted to cover the said top when in its
folded position, substantially as I shall now
proceed to describe, with reference to the draw-
25 ings hereto annexed, in which—

A designates the seat of the buggy or other
vehicle to which my invention is attached.

30 B B designate the top props or pivots, to
which the braces C C of the top are connect-
ed in the usual manner. The said braces or
bows are provided with the usual awning or
cover, D.

E is the back of the seat, which is provided
with uprights F, connected by a horizontal
35 brace, G, to which the forward edge of my
improved hood or cap is attached by means
of nails, tacks, or in any other suitable man-
ner. The said hood or cap is to be construct-
ed in such a manner as to fit neatly over the
40 upper or rear ends of the bows constituting

my improved carriage-top, and it is provided
with flaps H H, having eyelets or holes I I,
which may be buttoned over studs J J, ex-
tending laterally from the front bow.

The operation of this invention will be 45
readily understood from the foregoing de-
scription, when taken in connection with the
drawings hereto annexed. When the top is
raised, the cap or hood may be brought in rear
of the seat, so as to be out of the way, and when 50
the top of the carriage is folded it may be en-
tirely surrounded and protected by the hood
or cap, as illustrated in the drawings.

This device is simple in construction, and
it may be easily applied to any vehicle of or- 55
dinary manufacture.

Having thus described my invention, I claim
and desire to secure by Letters Patent of the
United States—

1. The combination, with a carriage-top, of 60
a hood or covering attached to the back of the
same and provided with flaps which may be
connected to the sides of the bows, substan-
tially as set forth.

2. The combination, with a carriage-seat 65
the back of which is provided with uprights
connected by a transverse brace, of the fold-
ing top connected pivotally to the side rails of
the seat, and a hood or cap secured to the up-
per edge of the said brace and having flaps 70
adapted to be connected to the sides of the
said bows, substantially as set forth.

In testimony that I claim the foregoing as
my own I have hereunto affixed my signature
in presence of three witnesses.

BENSON SIMMONS.

Witnesses:

FRED E. LINN,
EUGENE NUTTING,
PITT M. NEWTON.