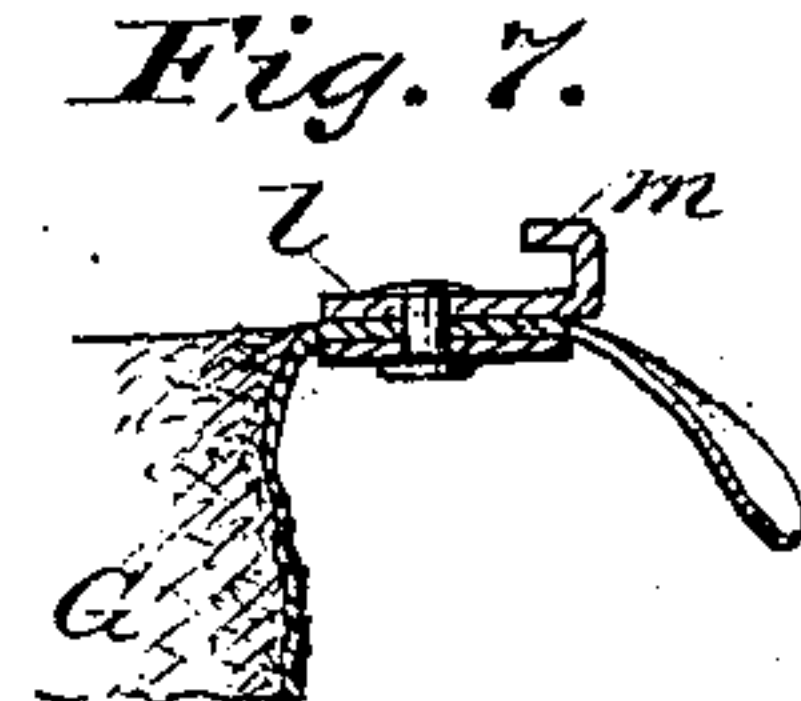
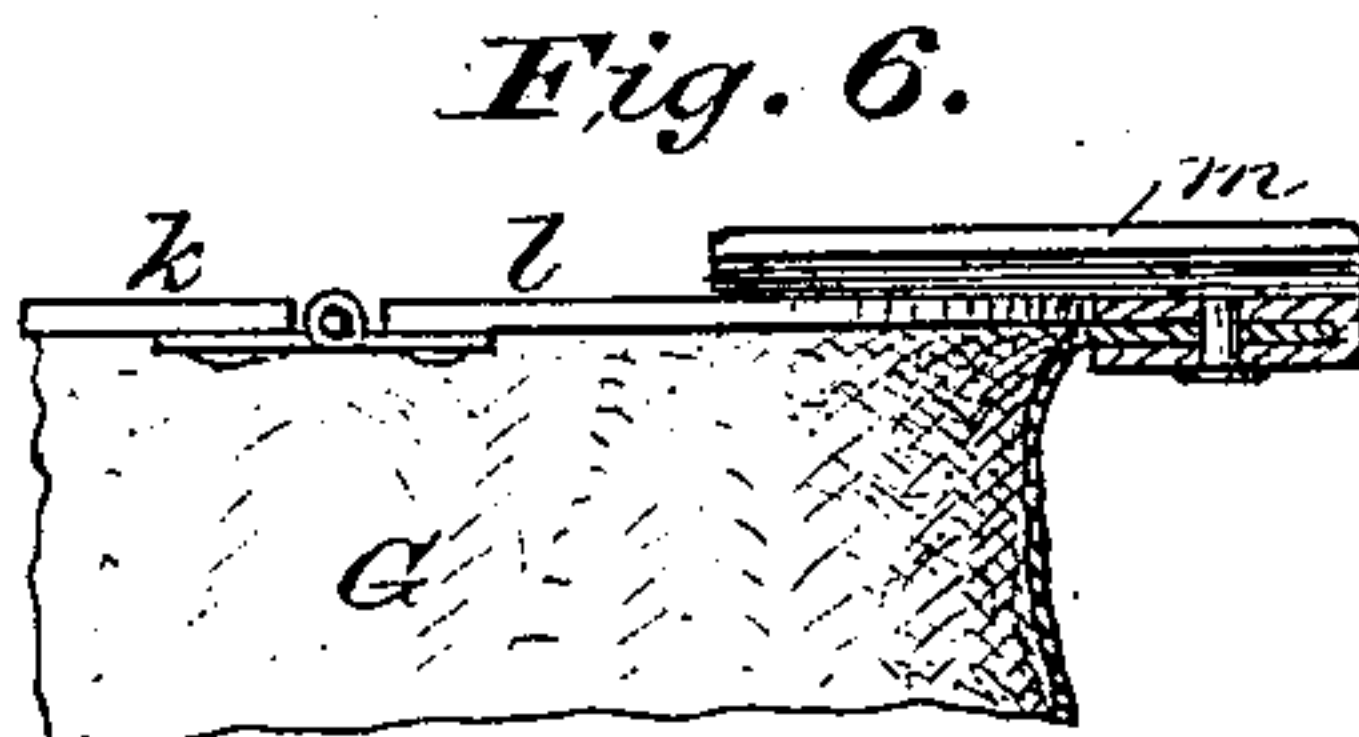
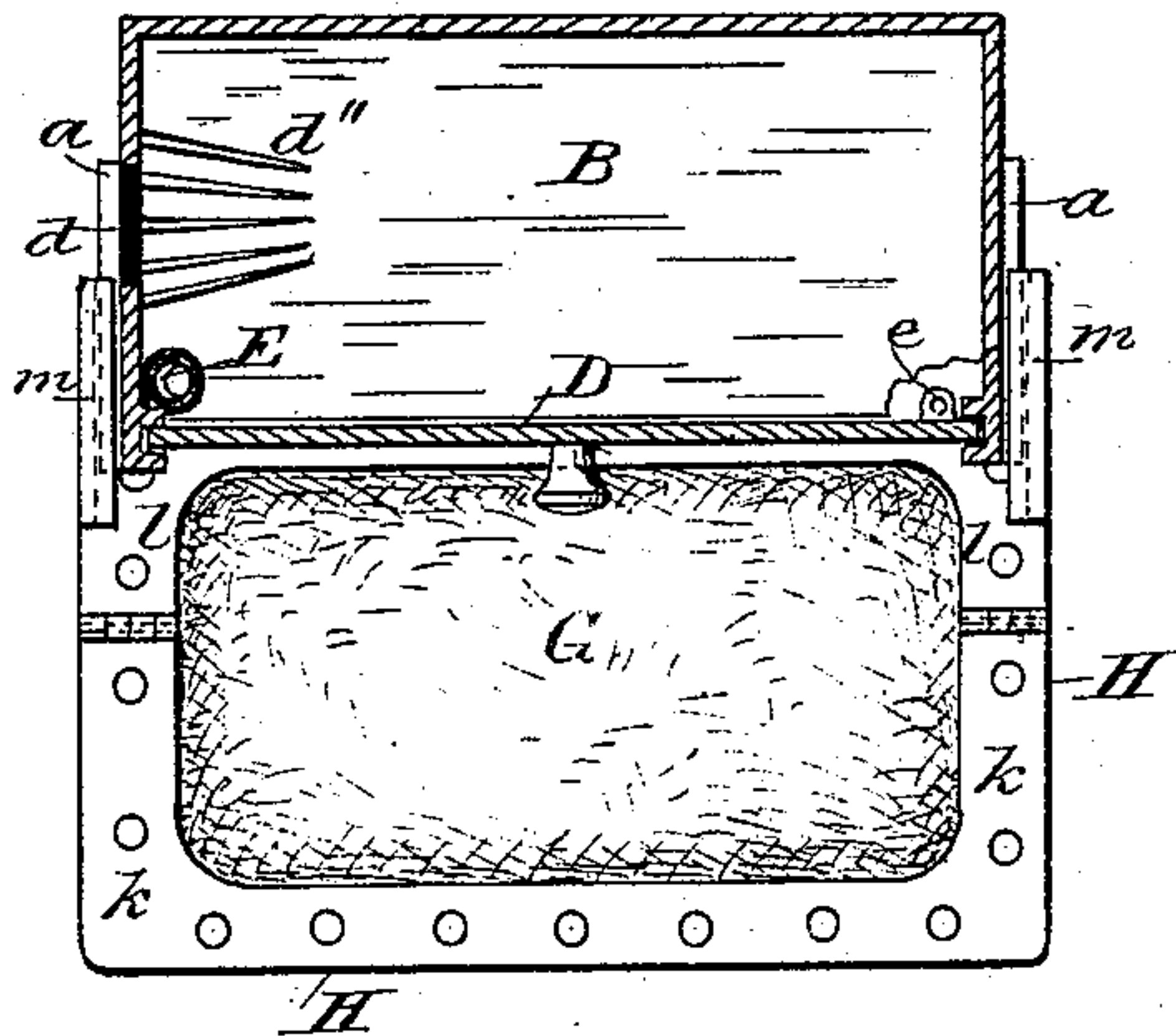
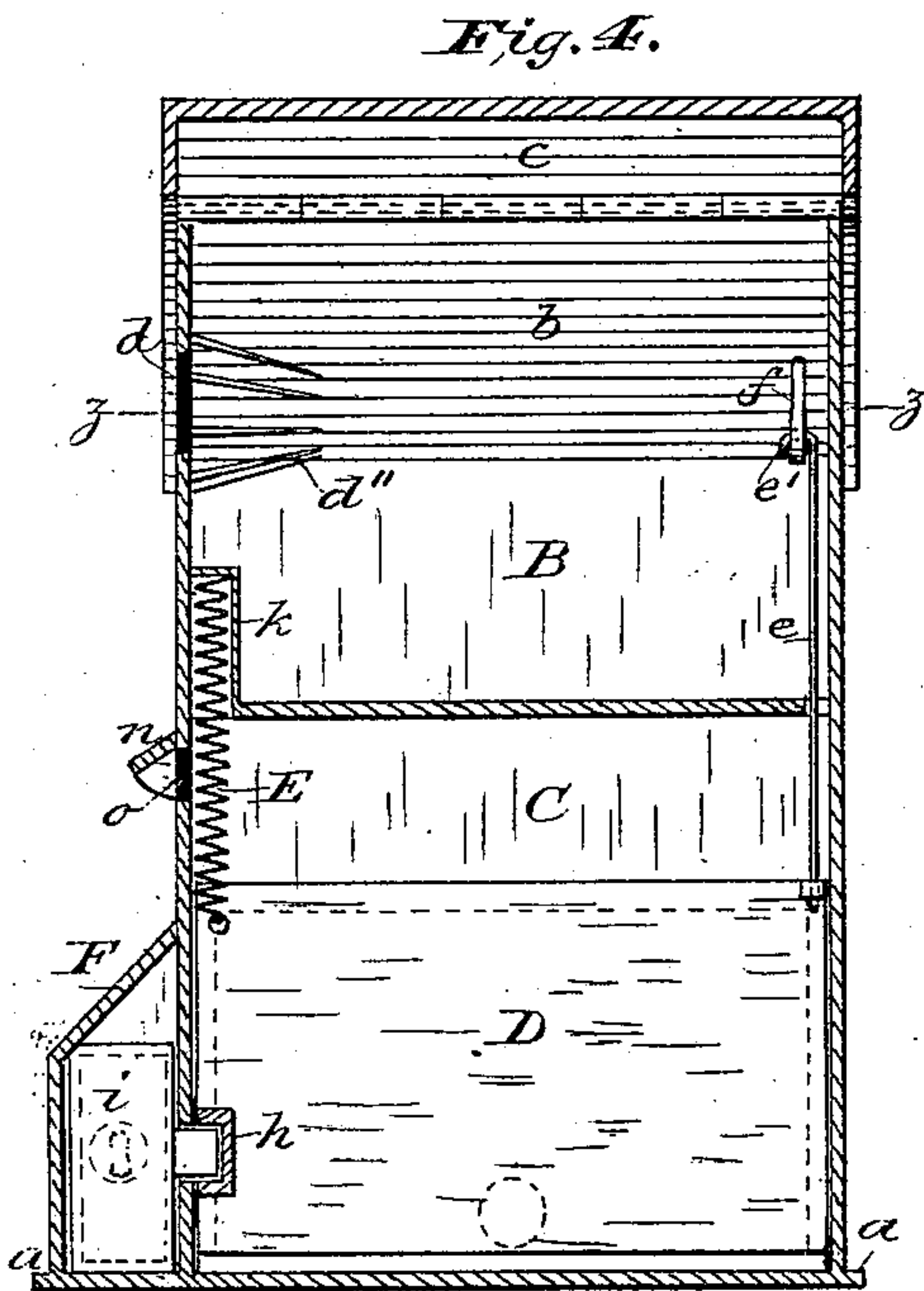
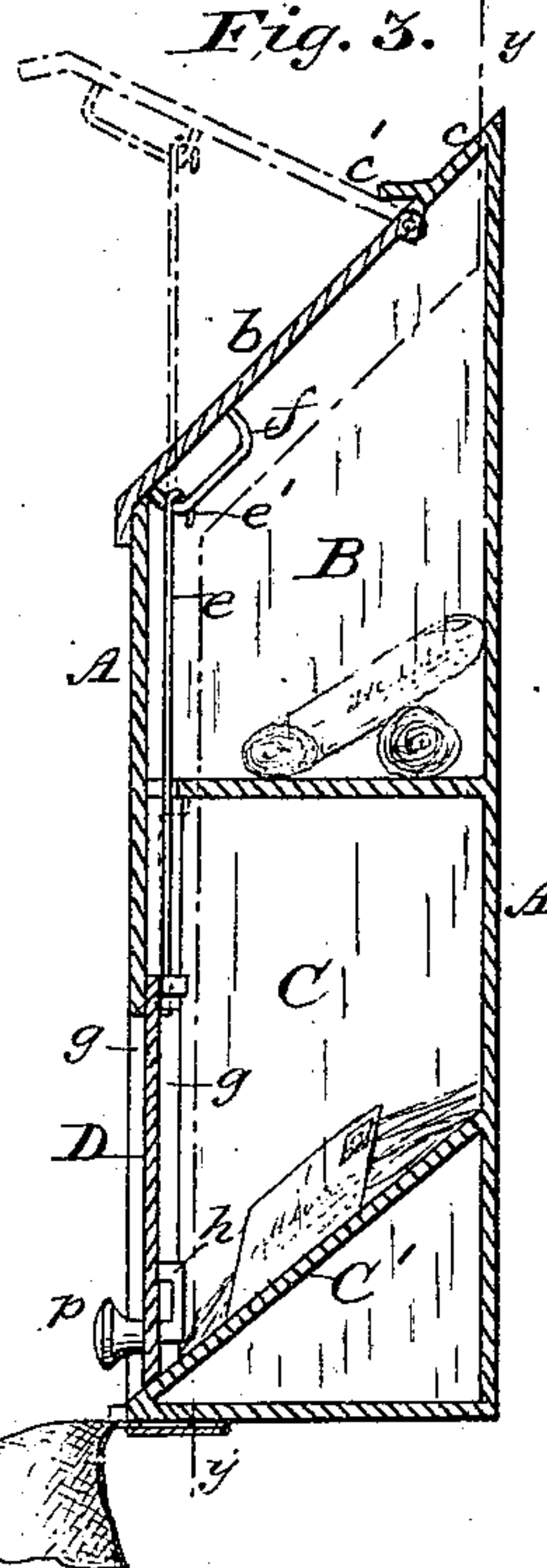
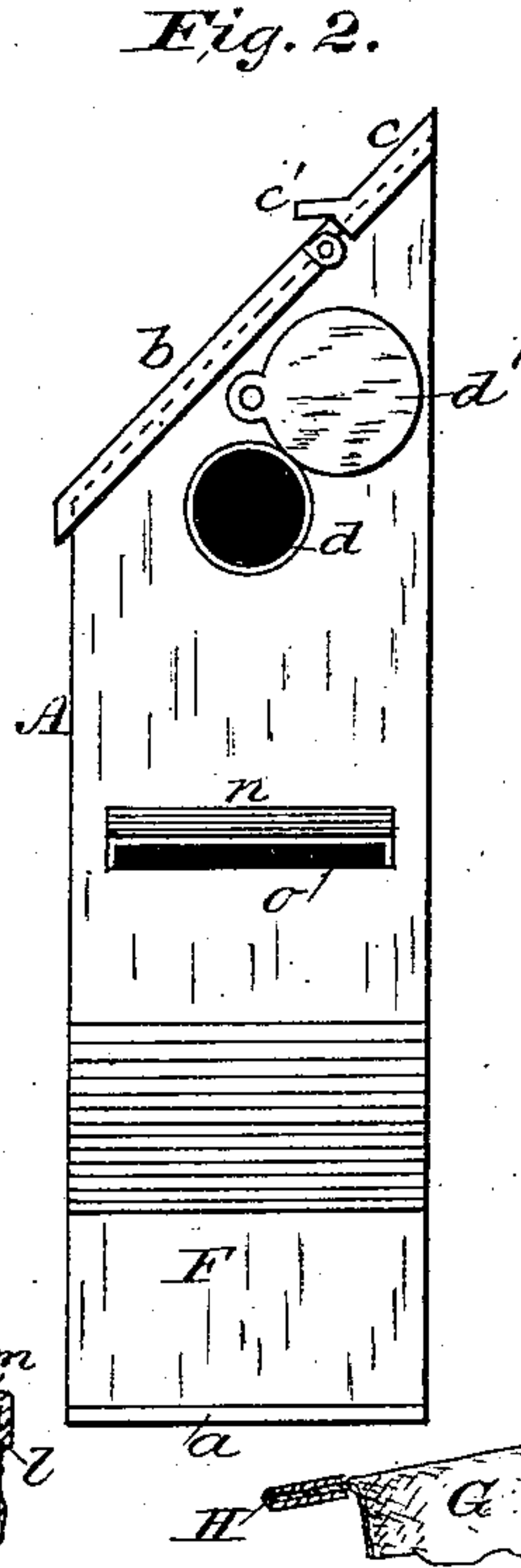
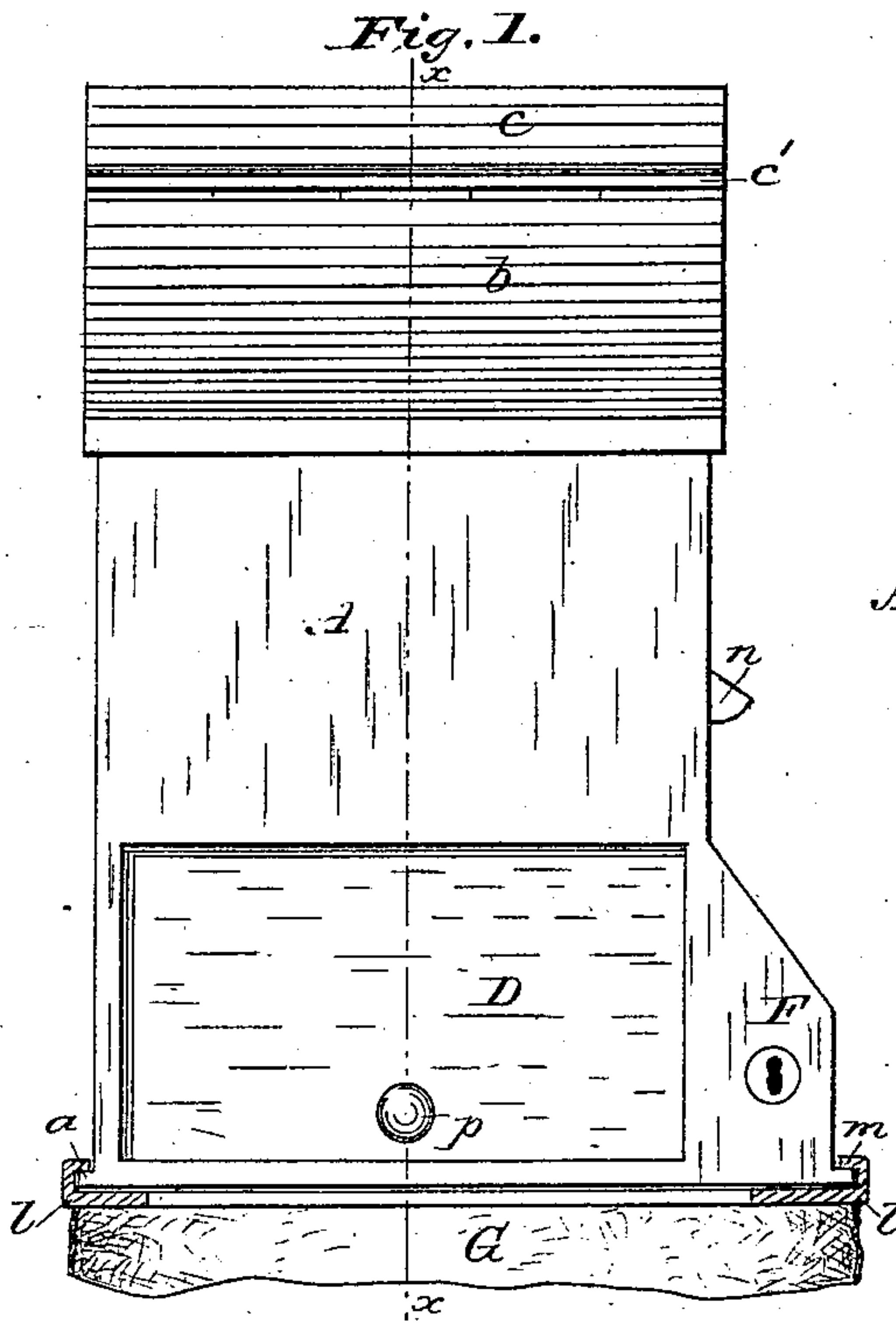


(No Model.)

L. PRINCE.  
LETTER OR MAIL BOX.

No. 306,953.

Patented Oct. 21, 1884.



Witnesses:  
Guy L. DeMotte  
Alex. Simon

Inventor  
Louis Prince,  
By J. C. Brecht,  
Attorney.



# UNITED STATES PATENT OFFICE.

LOUIS PRINCE, OF NASHVILLE, OHIO.

## LETTER OR MAIL BOX.

SPECIFICATION forming part of Letters Patent No. 306,953, dated October 21, 1884.

Application filed March 3, 1884. (No model.)

*To all whom it may concern:*

Be it known that I, LOUIS PRINCE, a citizen of the United States, residing at Nashville, in the county of Holmes and State of Ohio, have invented certain new and useful Improvements in Letter or Mail Boxes; and I do hereby declare the following to be a full, clear, and exact description of the invention, such as will enable others skilled in the art to which it appertains to make and use the same.

My invention relates to improvements in letter or mail boxes, more especially to that class employed in cities, and which are secured to lamp-posts or other suitable places; and the object of my invention is to produce a letter or mail box that will facilitate the collecting of the mail by the carriers, and in which the letters are separated from the printed matter; also, that such printed matter, although of considerable size or bulk, can be dropped into the box, and at the same time cannot be reached or taken out of the box by unauthorized persons; furthermore, that such printed matter—such as newspapers, pamphlets, &c.—can be kept perfectly dry, and need not be placed on top of the box, as is now the case with the ordinary letter-boxes in use; also, that said boxes are not liable to get out of order, and can be produced at a very moderate cost.

My invention consists in the construction and arrangement of parts of a letter-box, as will be more fully described hereinafter, and more specifically pointed out in the claims, reference being had to the accompanying drawings and the letters of reference marked thereon.

Like letters indicate similar parts in the different figures of the drawings, in which—

Figure 1 represents a front view of my improved letter-box, showing the mail-bag attached thereto. Fig. 2 is an end view of the same. Fig. 3 is a cross-section of the same on the line *xx* of Fig. 1. Fig. 4 is an irregular longitudinal section on the line *yy*. Fig. 5 is a horizontal section on the line *zz*. Figs. 6 and 7 are enlarged sectional detail views of the upper part of the mail-bag.

In the accompanying drawings, A represents the outer shell or casing, which is divided into two compartments, B and C, the upper one being intended for the printed mat-

ter and the lower one for letters. The upper part is covered by a hinged part, *b*, pivoted to the roof or top *c*, and the hinge is protected against rain, &c., by a water-shed, *c'*.

In the side of the compartment B a hole, *d*, is placed, covered by a pivoted door or flap, *d'*, and on the inner side of the hole are arranged a series of sharp-ended converging points, *d''*, to prevent the possibility of withdrawing any printed matter dropped through the hole *d*, as a hand inserted would be caught if holding any such matter. These points are preferably made of steel or any other suitable material. The lower compartment, C, has an inclined bottom, *C'*, so that when a sliding door, D, is opened by the letter-carrier and his mail-bag has been attached the letters will fall into it by gravity. The door D is connected at its upper end with the hinged cover *b* by a rod, *e*, which has a hook, *e'*, that engages with a loop, *f*, or slotted lug, so that the door D and cover *b* can move together, and said loop can compensate for their combined movement. The door moves between a recessed flange, *g*, and is provided at one side with a slotted lug, *h*, with which the bolt of a spring-lock, *i*, engages and locks said door in position. A spring, E, is attached to the door D, and projects into a small casing, *k*, between which and the door it is compressed when the door moves upward after being released from the bolt of the lock. The lock is preferably placed in a side extension, F.

On each side of the casing A is arranged a flange, *a*, over which the mail-bag G is suspended. This mail-bag is secured to a metal top, H, consisting of two hinged plates, *l* and *k*, of which the plate *l* is provided with the recessed flanges *m*, which fit over the flanges *a*, by which the bag is then suspended until the carrier has removed the mail. The letters are introduced through a side opening, *o*, in the casing, which is protected against the inclemencies of the weather by a water-shed, *n*.

The letter-box can be made of any suitable material and of any desired size, and it may be made ornamental or plain, as preferred. The door D has a knob, *p*, by which it can be drawn down when it is desired to lock the box. The cover *b* is provided on its sides with flanges *b'*, to protect it against the rain, &c.



The operation is as follows: The letters are introduced through the opening *o*, and the newspapers and other printed matter through the hole *d*. When the carrier arrives, he first  
 5 attaches his mail-bag by the flanges *m* to the flanges *a* and opens it. He then unlocks the box, when the door *D* will rise instantly by the action of the spring *E*, and at the same time the cover will be raised by the rod *e*.  
 10 The letters will slide into the bag on account of the inclined bottom, and the printed matter can be removed from the upper compartment by the carrier. When all the mail has been removed, the carrier will pull down the  
 15 door *D* by the knob *p*, which at the same time closes the cover *b*, and the spring-lock will firmly secure the box until it is again to be opened.

It will be readily seen that the letter-box is  
 20 perfectly protected against the inclemencies of the weather. It can be opened, emptied, and closed again much quicker than those now in use. It is perfectly safe, and cannot be tampered with by unauthorized persons, and  
 25 it cannot get out of order.

Having thus described my invention, what I claim, and desire to secure by Letters Patent, is—

1. In a mail-box having an upper and lower  
 30 compartment, a sliding door and hinged cover connected and operated together in the manner shown, and for the purpose specified.

2. In a mail-box having an upper and lower  
 35 compartment, the latter provided with an inclined bottom and closed by a sliding door, connected by a rod to a hinged cover of the upper compartment, and both opened by the action of a spring, substantially as set forth.

3. In a mail-box having an upper and lower  
 40 compartment, the former provided with a hole, *d*, protected by converging points to prevent the abstraction of printed matter, as specified.

4. In a mail-box having an upper and lower  
 45 compartment, the former provided with a hinged cover, *b*, whose hinge is protected by a water-shed, *c'*, substantially as set forth.

5. The combination of an upper compartment, *B*, having hinged cover *b* and opening  
*d*, protected by converging points *d''*, with the

lower compartment provided with an inclined  
 50 bottom, and a sliding door, *D*, connected to said cover *b*, and a spring, *E*, arranged as and for the purpose specified.

6. A mail-box having an upper and lower  
 55 compartment, the latter provided with an inclined bottom and a sliding door, *D*, connected by a rod, *e*, to a loop, *f*, on the hinged cover *b* of the upper compartment, and both opened by the action of a spring, *E*, when unlocked, substantially as specified, and for the  
 60 purpose described.

7. A mail-box having upper and lower compartment, the latter provided with an inclined  
 65 bottom, a sliding door connected to a hinged cover of the upper compartment, and flanges *a*, for attachment of the mail-bag, substantially as and for the purpose specified.

8. The mail-box herein described, having  
 70 upper and lower compartment, the former having an opening, *d*, protected by points *d''*, and a hinged cover, *b*, and the lower compartment provided with an opening, *o*, an inclined bottom, and a sliding door connected to and operated with the cover in the manner shown  
 75 and set forth.

9. The upper compartment, *B*, of a mail-box, having hinged cover *b*, a water-shed, *c'*,  
 80 over said hinge, and a loop, *f*, for attachment of a rod, *e*, connected to a sliding door, *D*, of a lower compartment, *C*, with spring *E*, inclined bottom *C'*, an extension, *F*, for a spring-lock, and flanges *a*, for attachment of a mail-bag, as and for the purpose specified.

10. A mail-box having upper and lower  
 85 compartments, provided with hinged cover *b* and sliding door *D'*, connected and operated as specified, and the upper compartment having an opening, *d*, cover *d'*, and protected by converging points *d''*, and the lower compartment having an opening, *o*, with water-shed  
 90 *n*, and an inclined bottom, *C'*, all arranged substantially as and for the purpose set forth.

In testimony whereof I hereby affix my signature in presence of two witnesses.

LOUIS PRINCE.

Witnesses:

GUY L. DE MOTTE,  
 ALEX. SIMON.