

(No Model.)

A. BRENDLER.

BAG LOCK.

No. 306,898.

Patented Oct. 21, 1884.

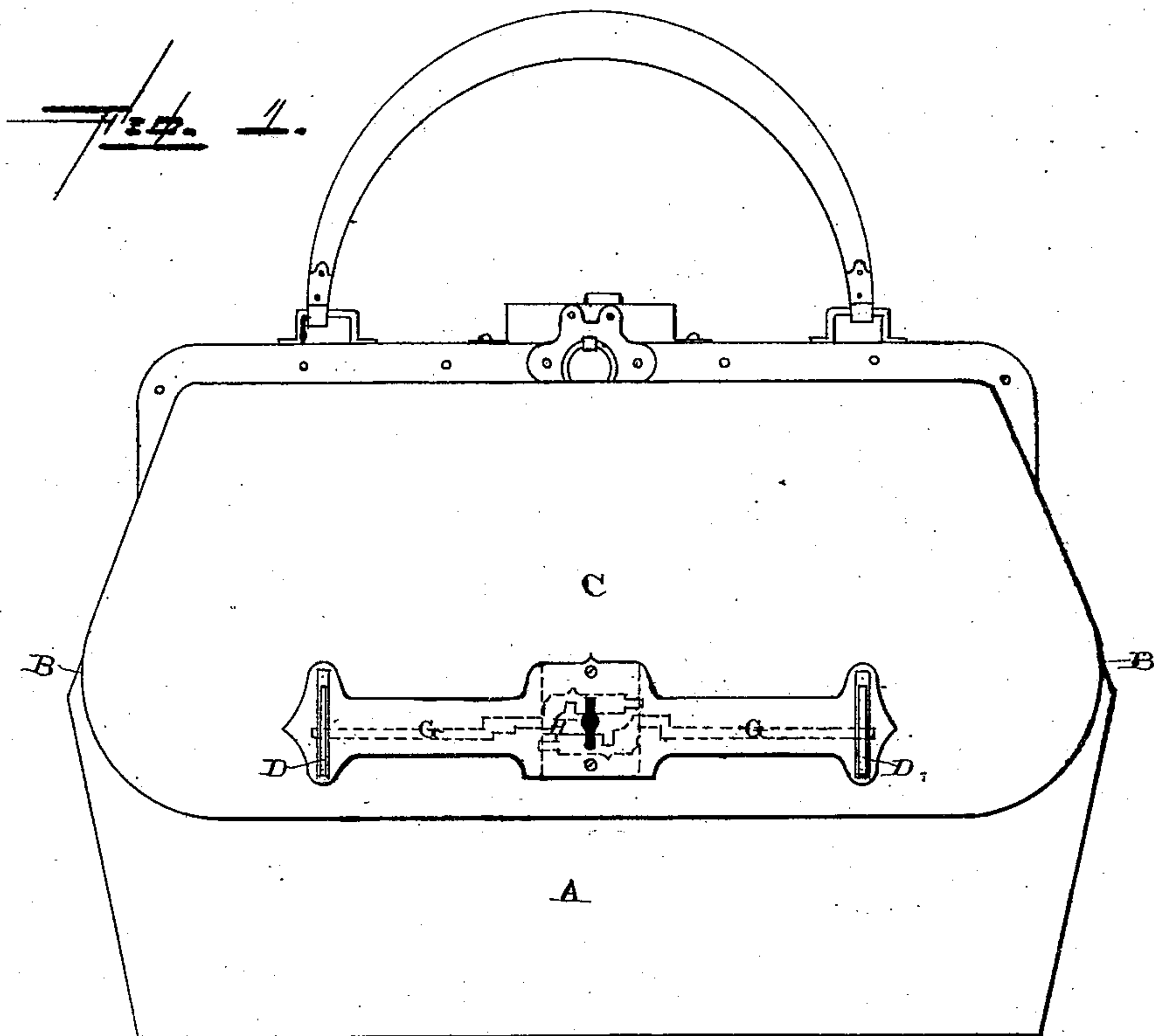


Fig. 2.

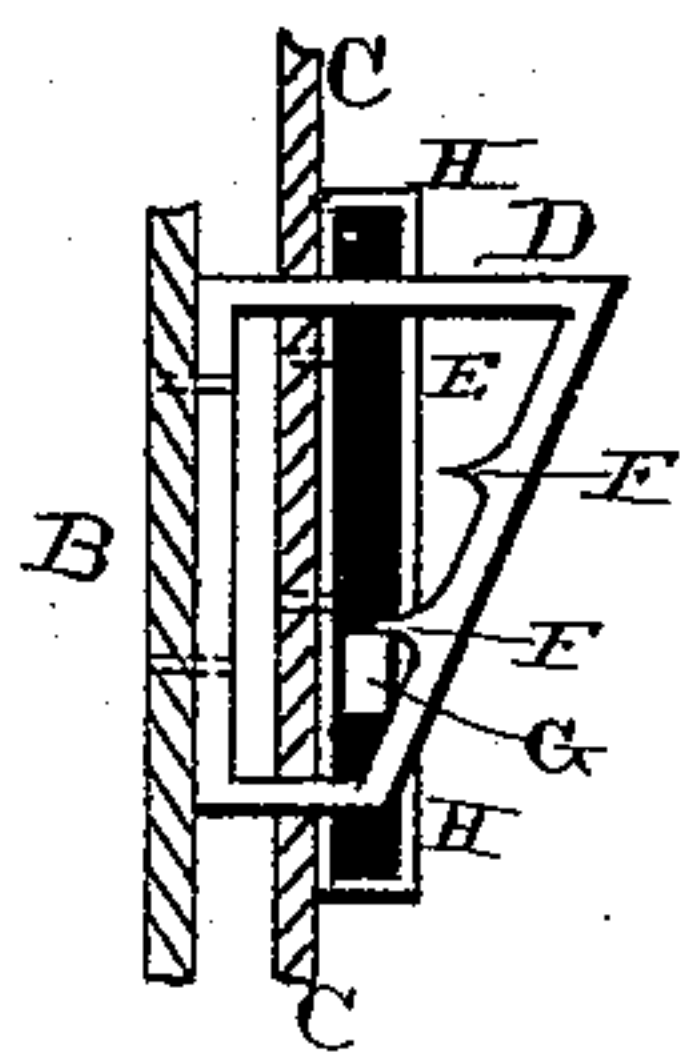
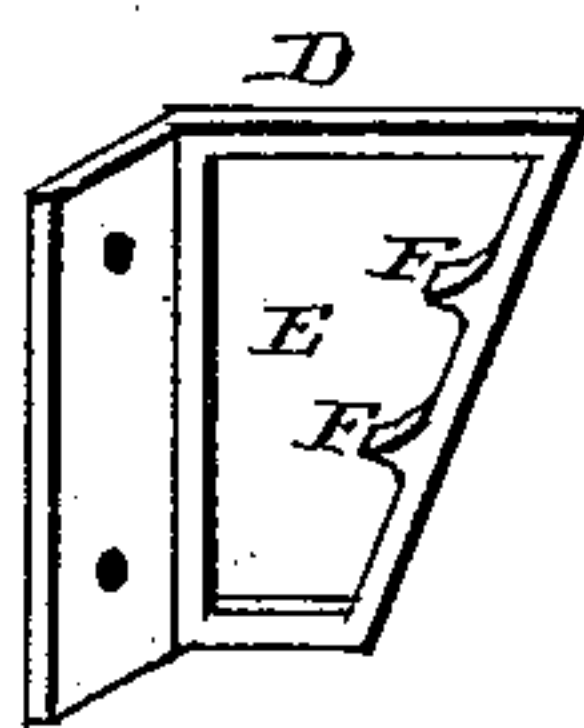


Fig. 3.



—Witnesses.—

R. F. Gardner
A. Patterson

—Inventor.—

A. Brendler,
per
J. A. Lehmann,
att'y

UNITED STATES PATENT OFFICE.

ALBERT BRENDLER, OF NEWARK, NEW JERSEY.

BAG-LOCK.

SPECIFICATION forming part of Letters Patent No. 306,898, dated October 21, 1884.

Application filed May 27, 1884. (No model.)

To all whom it may concern:

Be it known that I, ALBERT BRENDLER, of Newark, in the county of Essex and State of New Jersey, have invented certain new and
5 useful Improvements in Fastenings for the Flaps of Traveling-Bags; and I do hereby declare the following to be a full, clear, and exact description of the invention, such as will enable
10 others skilled in the art to which it pertains to make and use it, reference being had to the accompanying drawings, which form part of this specification.

My invention relates to an improvement in fastenings for the flaps of traveling-bags; and
15 it consists in the combination of a suitable bolt or bolts, which are fastened to the flap, and suitable catches fastened to the bag, having openings which are larger at their upper
20 than their lower ends, as will be more fully described hereinafter.

The object of my invention is to provide traveling-bags, pocket-satchels, and bags of all kinds which have a flap or flaps with a
25 fastening device which will allow the flap to accommodate itself to the amount which is placed in it, and thus prevent an unnecessary strain upon the fastening device, or prevent the flap from being fastened at all.

Figure 1 is a side elevation of a traveling-bag embodying my invention, the bolts being
30 shown in dotted lines. Fig. 2 is an end view of one of the locking devices detached. Fig. 3 is a perspective of one of the catches.

A represents an ordinary traveling-bag, satchel, or bag of any kind, which is provided
35 with a pocket, B, and flap C upon one or both sides. I do not limit myself to the kind or size of the bag, for my invention is adapted to be applied to any kind of a bag which is
40 provided with a flap.

Secured to the outer sides of the pocket B at any suitable point, but preferably in its outer edge, as here shown, are the catches D. These catches consist of a flat plate, which is
45 bent at right angles, and which is riveted or otherwise secured to the pocket. That part of the catch which extends outward at right angles to the side of the pocket has an opening, E, through it, which opening is larger at
50 its top than at its bottom. Projecting inward

toward the pocket from the outer edge of the catch are any suitable number of points, F, which serve as separate and distinct places in which the bolts can be made to catch, according to the position in which it is desired to
55 lock the flap. When the pocket is filled, and the flap will not reach downward to its full extent, the bolts will be made to catch in the upper or middle places; but when the bag is empty, or comparatively so, and the flap will
60 reach downward to its full length, then the bolts will be made to catch in the lower section. The lock-frame H is riveted or otherwise securely fastened to the flap, and forms
65 both a lock-frame and a name-plate at the same time. In this frame are placed the two sliding bolts G, which are moved at their inner ends by means of the key. By turning
70 the key the bolts are made to move in opposite directions when either being forced inward to unlock the flap or when forced outward for the purpose of locking it.

I do not limit myself to the form of bolts here shown, for that may be varied at will without departing from the spirit of my in-
75 vention.

Having thus described my invention, I claim--

1. The combination, with the flap having the locking-bolts secured thereto, of the pocket
80 having the catches secured to its outer side, and which are made to project through the flap, the openings through the catches being larger at their upper than their lower ends, substantially as set forth. 85

2. The combination of the catches having openings which are larger at their upper than their lower ends, and provided with suitable projections, with the flap which is provided with the bolts and a key for moving them, the
90 catches being made to project through the flaps, and the bolts being made to pass through the catches, substantially as described.

In testimony whereof I affix my signature in presence of two witnesses.

ALBERT BRENDLER.

Witnesses:

ANTON KROEHL,
GUSTAV W. FILLER.