

(No Model.)

H. G. WOLFFRAM.

SOFA BEDSTEAD.

No. 306,704.

Patented Oct. 14, 1884.

Fig. 1.

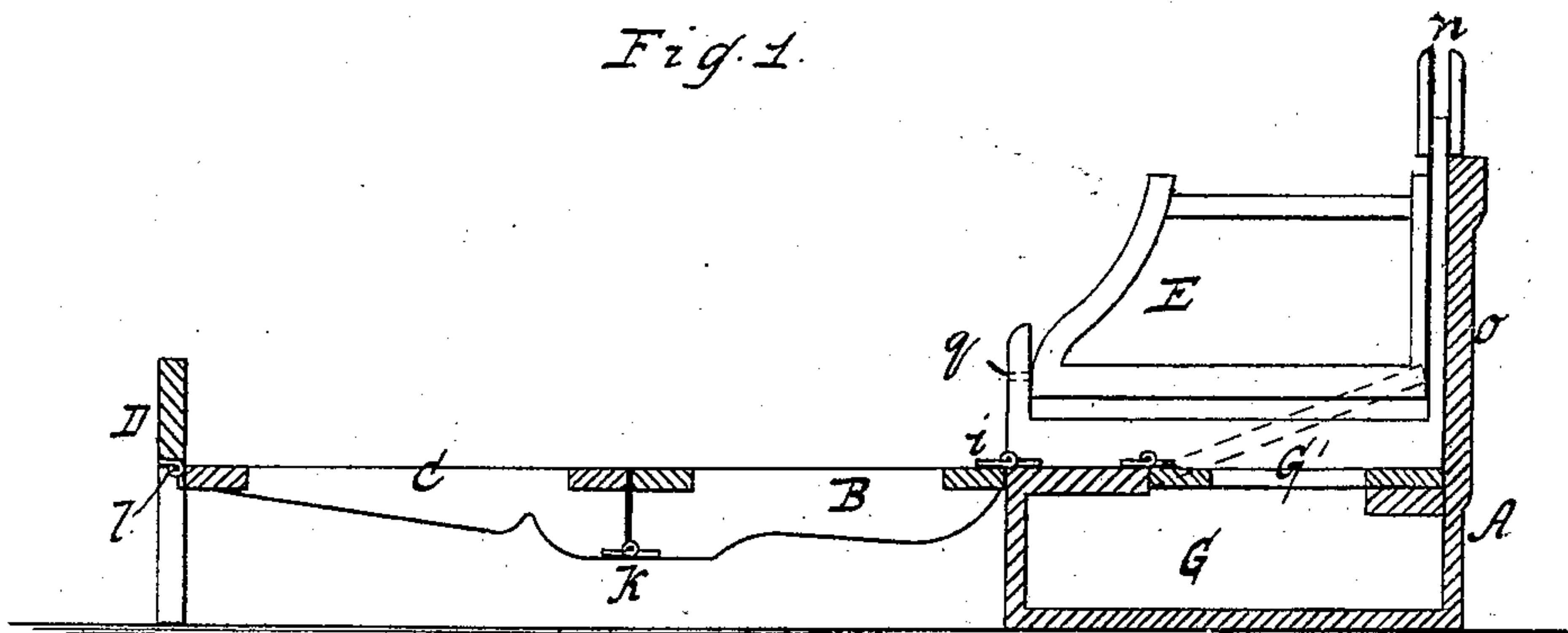


Fig. 2.

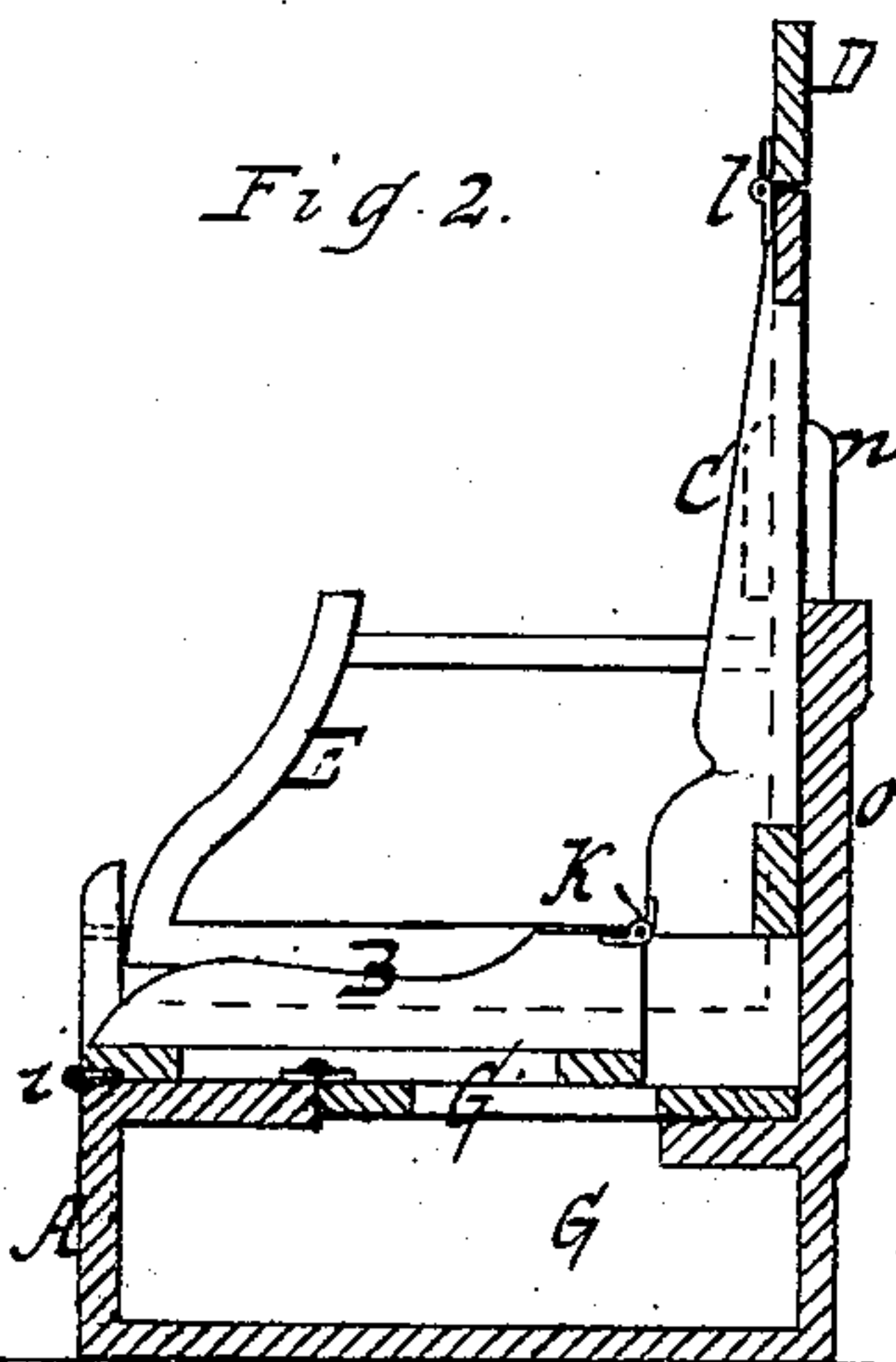


Fig. 3.

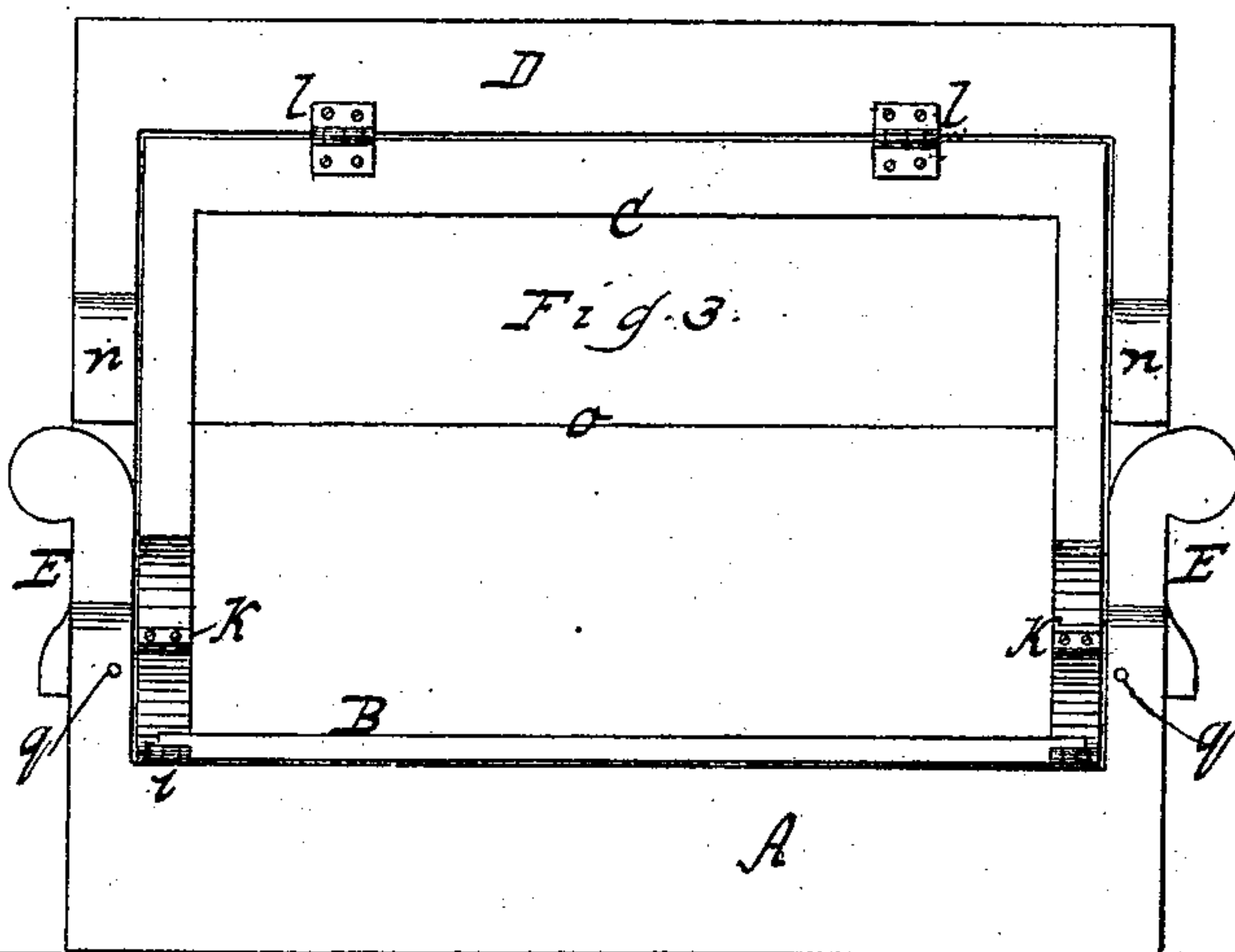


Fig. 5.

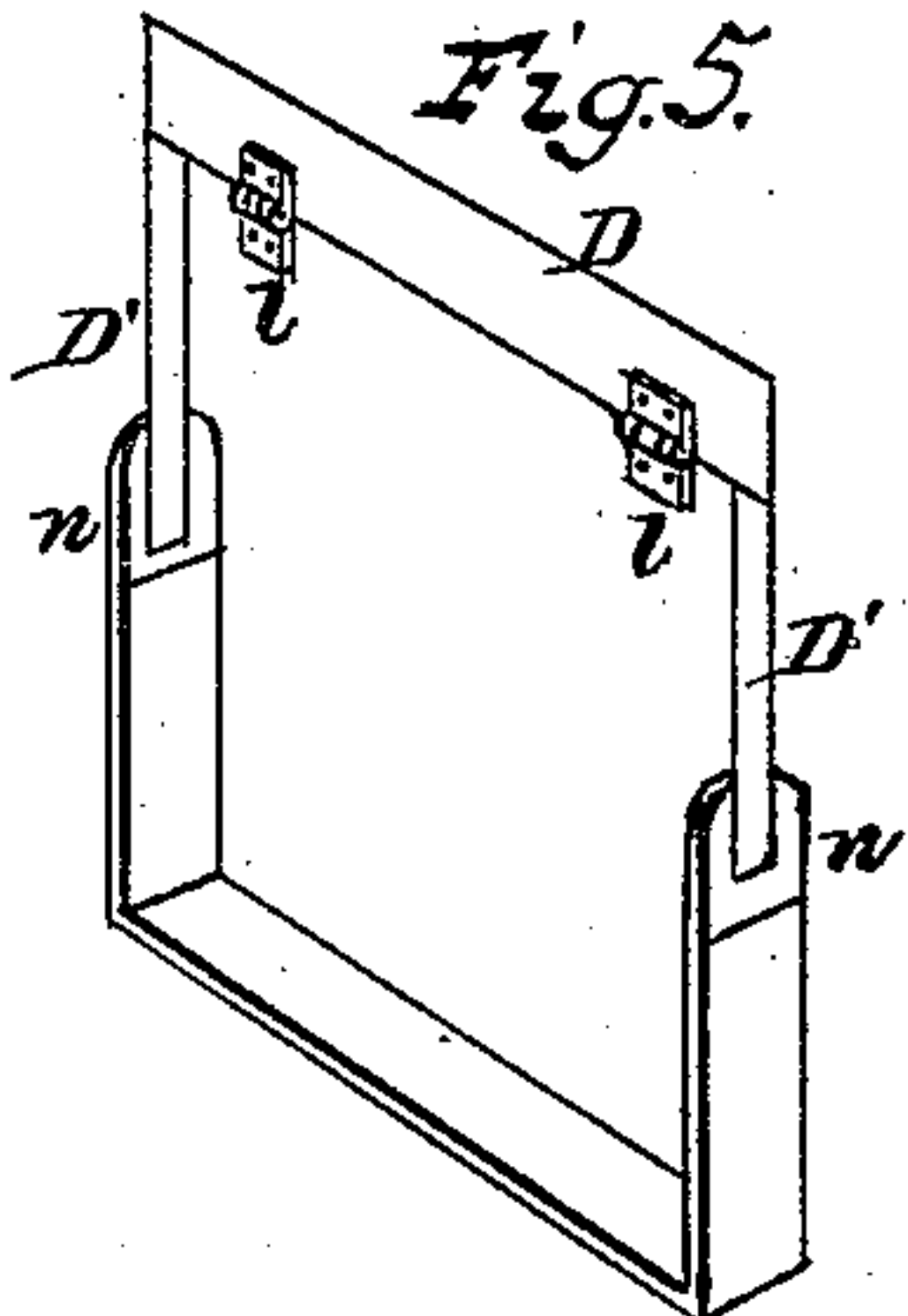
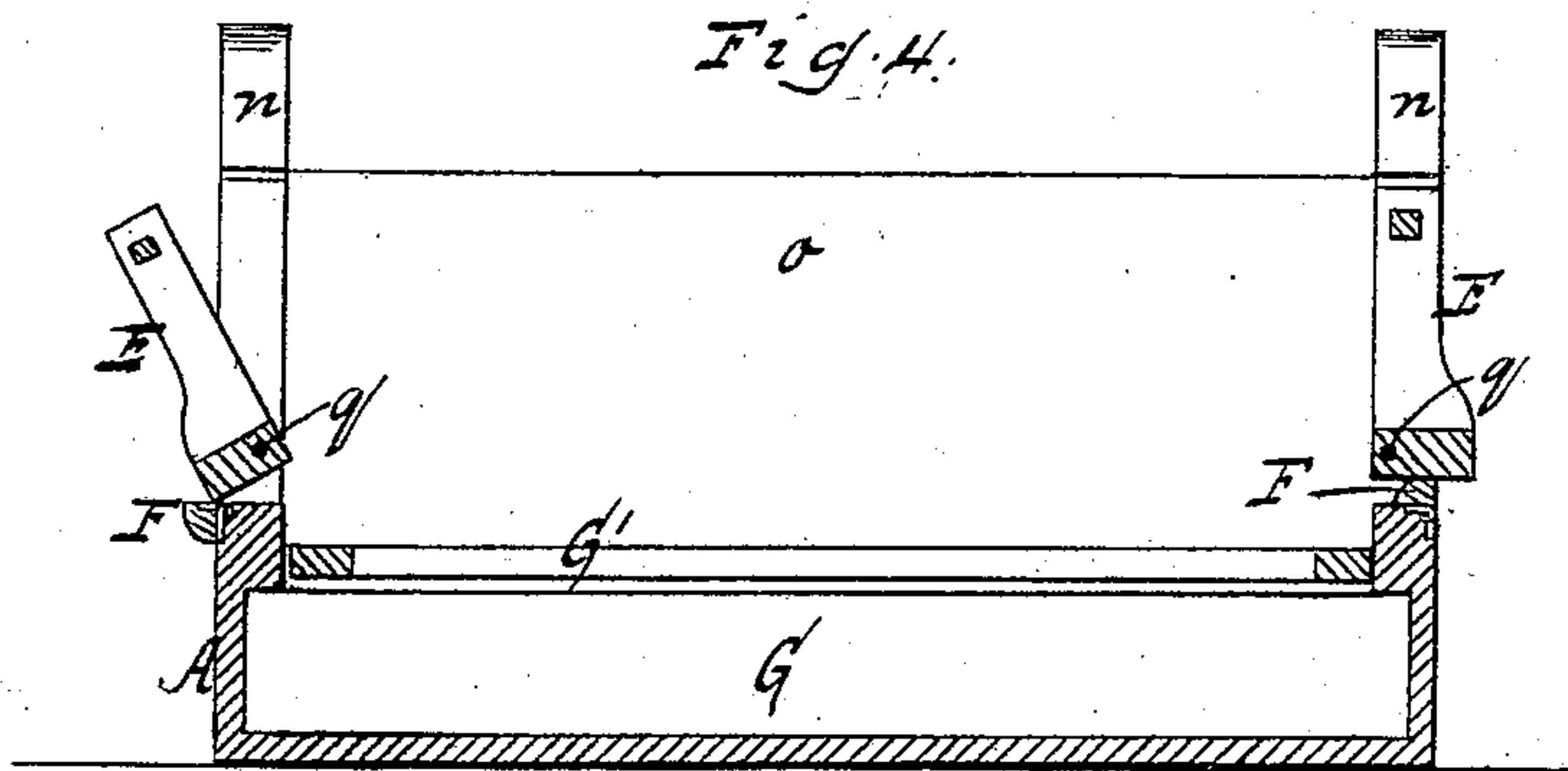


Fig. 4.



WITNESSES:

William Miller
J. A. Rutherford

INVENTOR

Heinrich G. Wolfram

BY

Van Cantwoud & Co.

ATTORNEYS

UNITED STATES PATENT OFFICE.

HEINRICH G. WOLFFRAM, OF NEW YORK, N. Y., ASSIGNOR TO CASPER V. STUMPF, OF SAME PLACE.

SOFA-BEDSTEAD.

SPECIFICATION forming part of Letters Patent No. 306,704, dated October 14, 1884.

Application filed December 12, 1883. (No model.)

To all whom it may concern:

Be it known that I, HEINRICH G. WOLFFRAM, a citizen of the German Empire, residing at New York, in the county of New York and State of New York, have invented new and useful Improvements in Sofa-Bedsteads, of which the following is a specification.

This invention consists in a sofa-bedstead embodying in its structure a seat-frame which is hinged to the main frame, and a back-frame which is hinged to the seat-frame, such hinged frames being capable of folding on the main frame to form the sofa and of unfolding to form the bedstead, the said back-frame having a hinged leg-frame, which, when the parts are folded, engages with forks of the main frame to hold the parts in position, the whole being hereinafter more fully described, and illustrated in the accompanying drawings, in which—

Figure 1 is a cross-section showing the parts unfolded. Fig. 2 is a similar section showing the parts folded. Fig. 3 is a front view. Fig. 4 is a longitudinal section on the line *xx*, Fig. 3. Fig. 5 is a detail view showing in perspective the hinged leg-frame in position within the forks.

Similar letters indicate corresponding parts.

The letter A designates the main or sofa frame; B, the seat-frame; C, the back-frame; D, the leg-frame; E, the arms, and F the props for the arms.

The main frame A is preferably constructed with a receptacle, G, for bed-clothes, to which access is had through a suitable opening in the top of the frame, provided with a wicket, G'. The seat-frame B is hinged to the outer edge of the main frame, as at *i*, and the back-frame C is hinged to the edge of the seat-frame, as at *k*, in such a manner that such frames may unfold to the position shown in Fig. 1 to form the bedstead, or may fold on the main frame, as shown in Figs. 2 and 3, to form the sofa. The leg-frame D is hinged to the outer edge of the back-frame C, as at *l*, to support it, together with the seat-frame B, when unfolded, and when the parts are folded the legs D' of the leg-frame are inserted in forks *n*, which are formed on the main frame to receive the legs, as shown in Figs. 2 and 3, and by this means the parts

are firmly held in position. When the parts are unfolded, the main or longitudinal portion of the leg-frame D acts as a foot-board to the bedstead, while when the parts are folded it constitutes in appearance a cornice to the back-frame. The forks *n* are formed on a back, *o*, of the main frame, which back forms a head-board to the bedstead when the parts are folded. The sofa-arms E are pivoted to the main frame, as at *q*, in such a manner that either arm is capable of taking an upright or inclined position, and when the arms have been adjusted to an upright position the horizontal props F are placed thereunder, which props are hinged along their longitudinal edges to the ends of the main frame below the horizontal bottom edges of the arms to support the same in such position, as shown at the right-hand end of Fig. 4, while when it is desired to set the arms to an inclined position the props are swung from under the arms, as shown at the left-hand end of Fig. 4, when the arms may abut against the main frame on the lower edge to obtain the required support. To accomplish these adjustments of the arms E, the horizontal props F are hinged at their longitudinal edges to the main frame directly beneath the horizontal bottom edges of the pivoted arms. In the example shown two arms are used to form a sofa; but it is evident that one arm may be omitted to form a lounge.

It is evident, also, that the structure herein described can be made to form a chair instead of a sofa or lounge.

What I claim as new, and desire to secure by Letters Patent, is—

The combination, substantially as hereinbefore described, of the main or sofa frame, the seat-frame hinged to the main frame, the back-frame hinged to the seat-frame, the leg-frame hinged to the back-frame, and the forks on the back of the main frame adapted to receive the legs of the leg-frame when the parts are folded.

In testimony whereof I have hereunto set my hand and seal in the presence of two subscribing witnesses.

HEINRICH G. WOLFFRAM. [L. S.]

Witnesses:

WILLIAM MILLER,
E. F. KASTENHUBER,