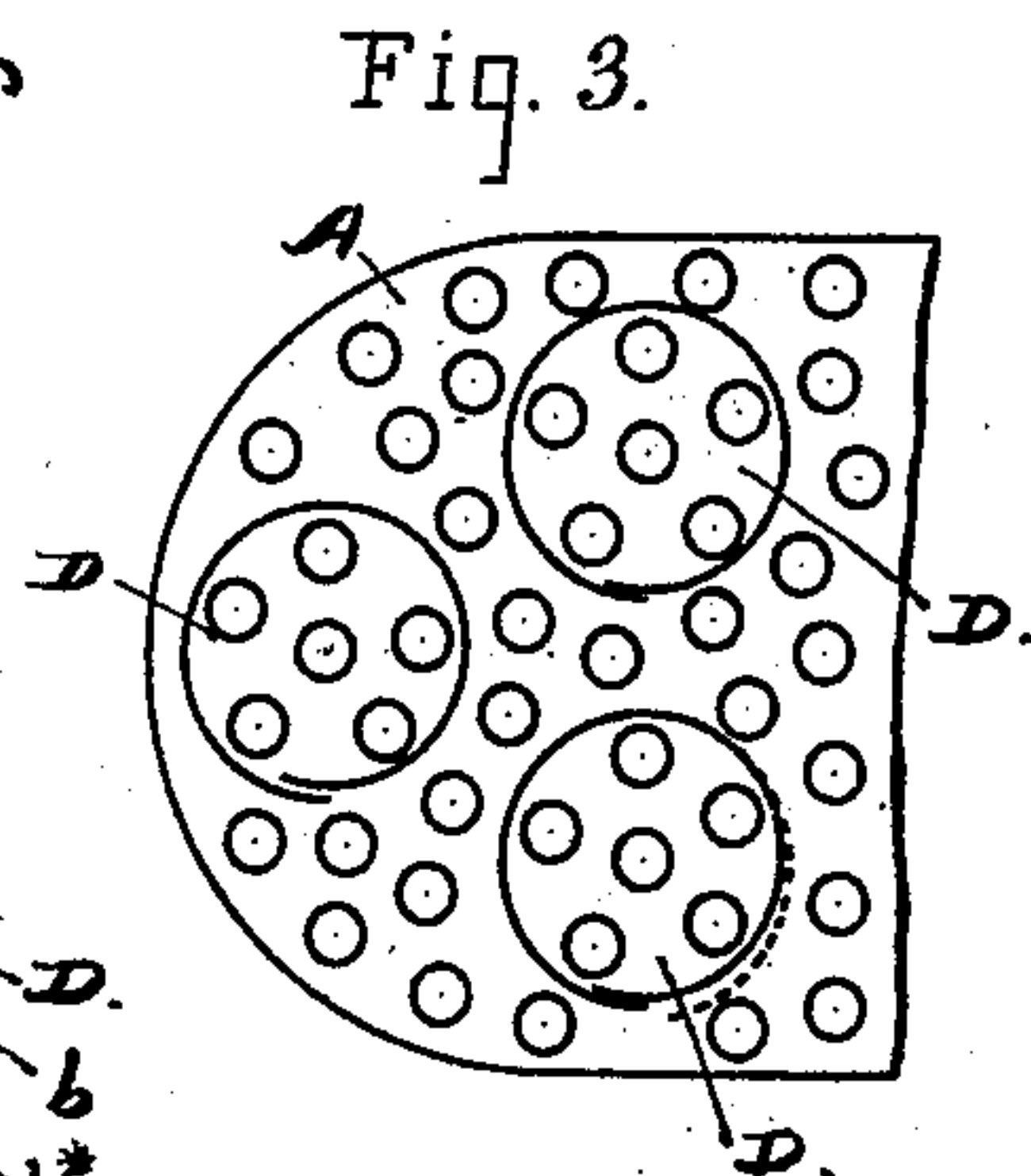
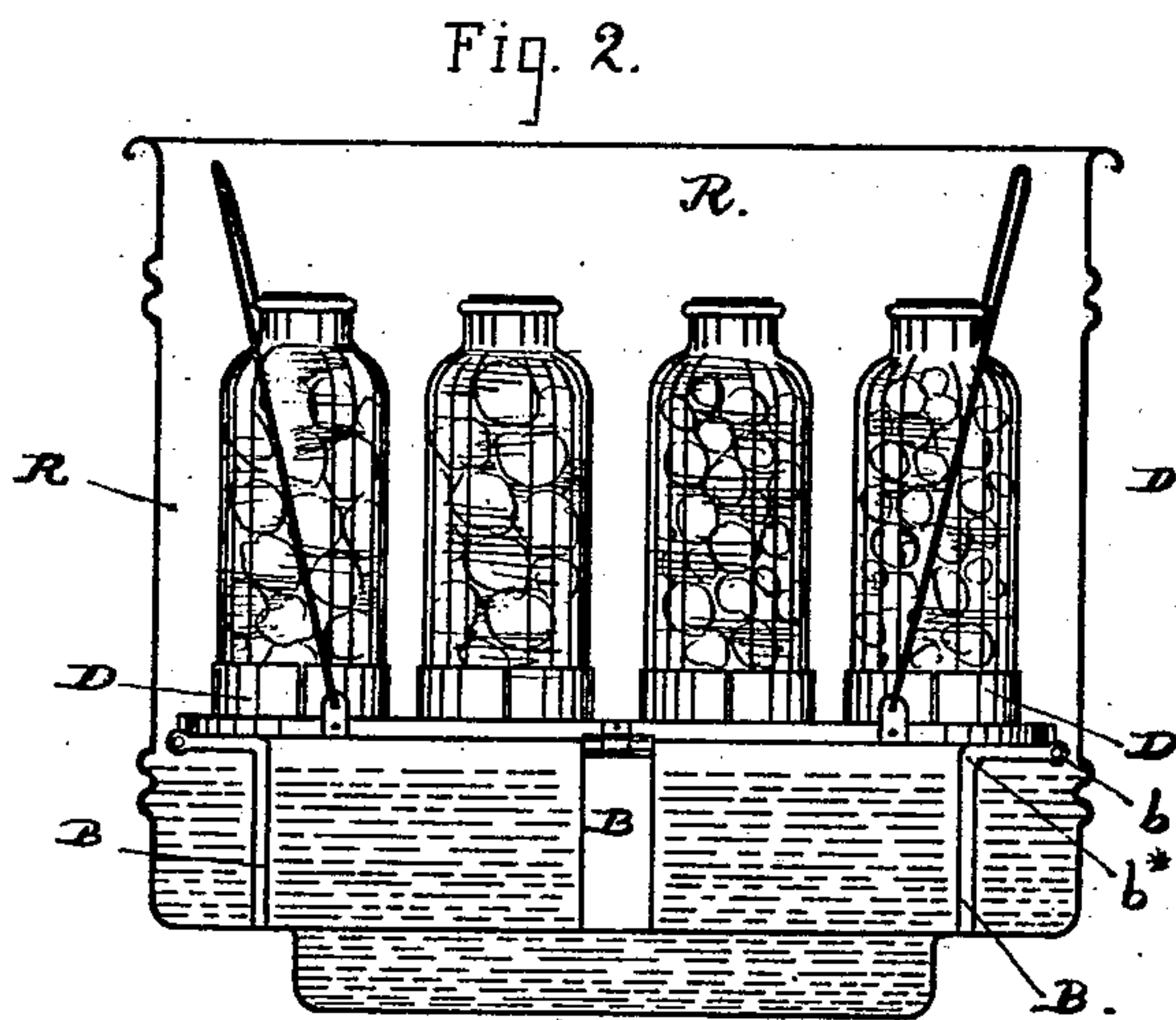
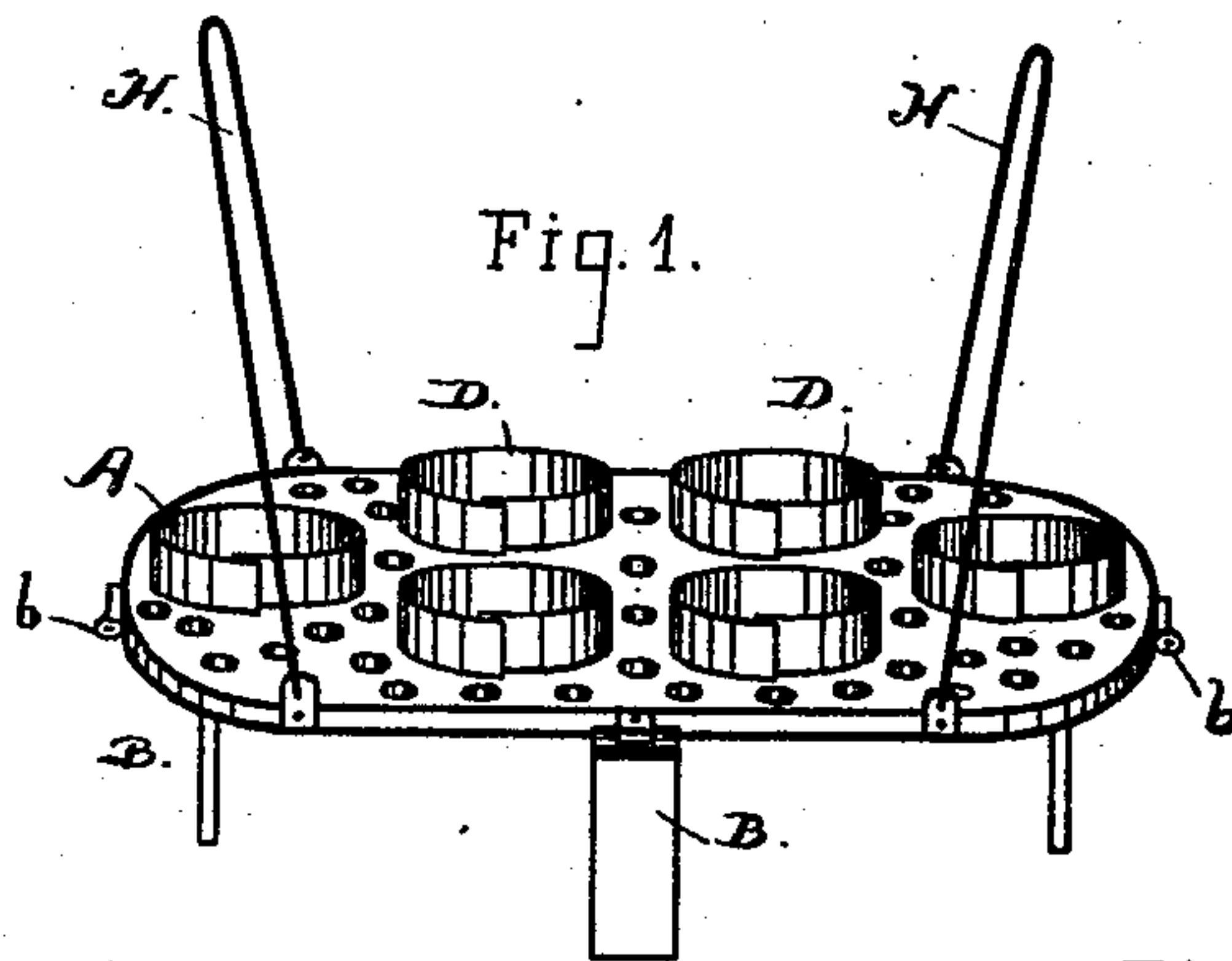


(No Model.)

L. H. MOISE.
FRUIT JAR HOLDER.

No. 306,633.

Patented Oct. 14, 1884.



WITNESSES:

Wm. Mayer.
John Taggard

INVENTOR

Lionel H. Moise

BY *E. D. Dorn*
ATTORNEY

UNITED STATES PATENT OFFICE.

LIONEL H. MOISE, OF SAN FRANCISCO, CALIFORNIA.

FRUIT-JAR HOLDER.

SPECIFICATION forming part of Letters Patent No. 306,633, dated October 14, 1884.

Application filed July 12, 1884. (No model.)

To all whom it may concern:

Be it known that I, LIONEL H. MOISE, a citizen of the United States, residing in the city and county of San Francisco, State of California, have invented an Improved Fruit-Jar Holder, for use in putting up or cooking fruit in jars or bottles; and I do hereby declare that the following is a full, clear, and exact description of the invention and the uses thereof, reference being had to the accompanying drawings.

My invention relates to devices known as jar and bottle lifters and holders, that are used to hold a number of jars within a steaming or cooking receptacle in carrying on the process or operation of heating the contents of the jars, as well as to facilitate the convenient and simultaneous placing and removing of a number of such jars at such time.

The object sought to be attained herein is to produce a simple and efficient device for the purpose which, in addition to the low cost of production, is adapted to fold up or take a compact form for convenient transportation and storage. In connection with these qualities and features, it has certain novel construction of socket or holder capable of taking and holding jars and bottles of different sizes.

These parts and features, constituting my improvement, are fully set forth and described in the following specification, the drawings forming part thereof showing, in—

Figure 1, a general view in perspective of the device ready for use. Fig. 2 shows the holder filled with fruit-jars and set into an ordinary wash-boiler for the steaming or cooking operation. Fig. 3 is a top view of the plate or platform and its rings or sockets, one end only being shown. Fig. 4 shows the device folded up.

The device is best made with the bottom plate or platform of a size and shape to fit into an ordinary stove wash-boiler, as that is a utensil always at hand or conveniently to be had by the housekeeper. This platform A is a perforated or foraminous plate provided with legs or supports to raise it clear of the bottom of the receptacle R, and with handles or lifting-bails H H, for placing and removing it. The handles are hinged or loosely connected to the plate A at the ends h h, in order

to allow them to fold down over the top, substantially as shown in Fig. 4. The legs or support to hold the plate above the surface of the water used in the cooking-receptacle are made of considerable length, so that a sufficient body of water may be provided under the fruit-jars to carry on the steaming or cooking operation without the necessity of too frequent addition of water to replace that consumed; and to afford a compact character of device, that can be readily stored away when not used, I make the supports B to fold over upon the plate. For this purpose I hinge the supports at the ends b to the plate, and form them with a bend or offset, b*, after the manner seen in Figs. 2 and 4. They can then be placed in the one position for a support to the plate, or be folded over closely upon it into the other position. This feature is not, however, actually essential to the working and use of the device, as the legs may also be rigidly fixed to the plate A, or a permanent projecting rim may be applied all round beneath the edge to support it above the water. The bottom of the plate A is furnished with a number of cups or narrow rings, D, fixed at regular intervals apart, and each of such height as to form a socket for the bottom of the jar or bottle. Their office is to confine the jars in place, so that they cannot shift their position or slide out of line on the plate while the device is being set into or lifted out of the boiler or carried about.

To accommodate different sizes of jars, these rings are made after the manner shown in Fig. 3—that is, with a certain amount of expansion and contraction in the diameter—one end of the strip or band used to form the ring being left free or unattached to the plate A for a portion of its length, so that it may be sprung out or set in, as represented by the full and the dotted lines in Fig. 3. This construction enables the rings or sockets to be fitted to and tightly hold the jars in place.

Having thus fully described my invention, what I claim, and desire to secure by Letters Patent, is—

1. The herein-described fruit-jar holder, consisting of the perforated plate A, provided with bottle or jar holding cups or sockets D, supports B, and lifting-handles H H, for use as set forth.

2. The combination, with the perforated plate A, having legs or support beneath it, of the expansible cups or sockets D D, substantially as described, and handles H, as a means
5 for lifting the plate, for the purposes set forth.
3. The combination, with the perforated plate A, of the hinged or folding legs B, the sockets D D, and the handles H, as means for lifting the plate, substantially as set forth.

LIONEL H. MOISE. [L. s.]

Witnesses:

E. E. OSBORN,
J. L. TAGGARD.