

(No Model.)

2 Sheets—Sheet 1.

G. L. JAEGER.

PAPER BOX.

No. 306,620.

Patented Oct. 14, 1884.

Fig. 1.

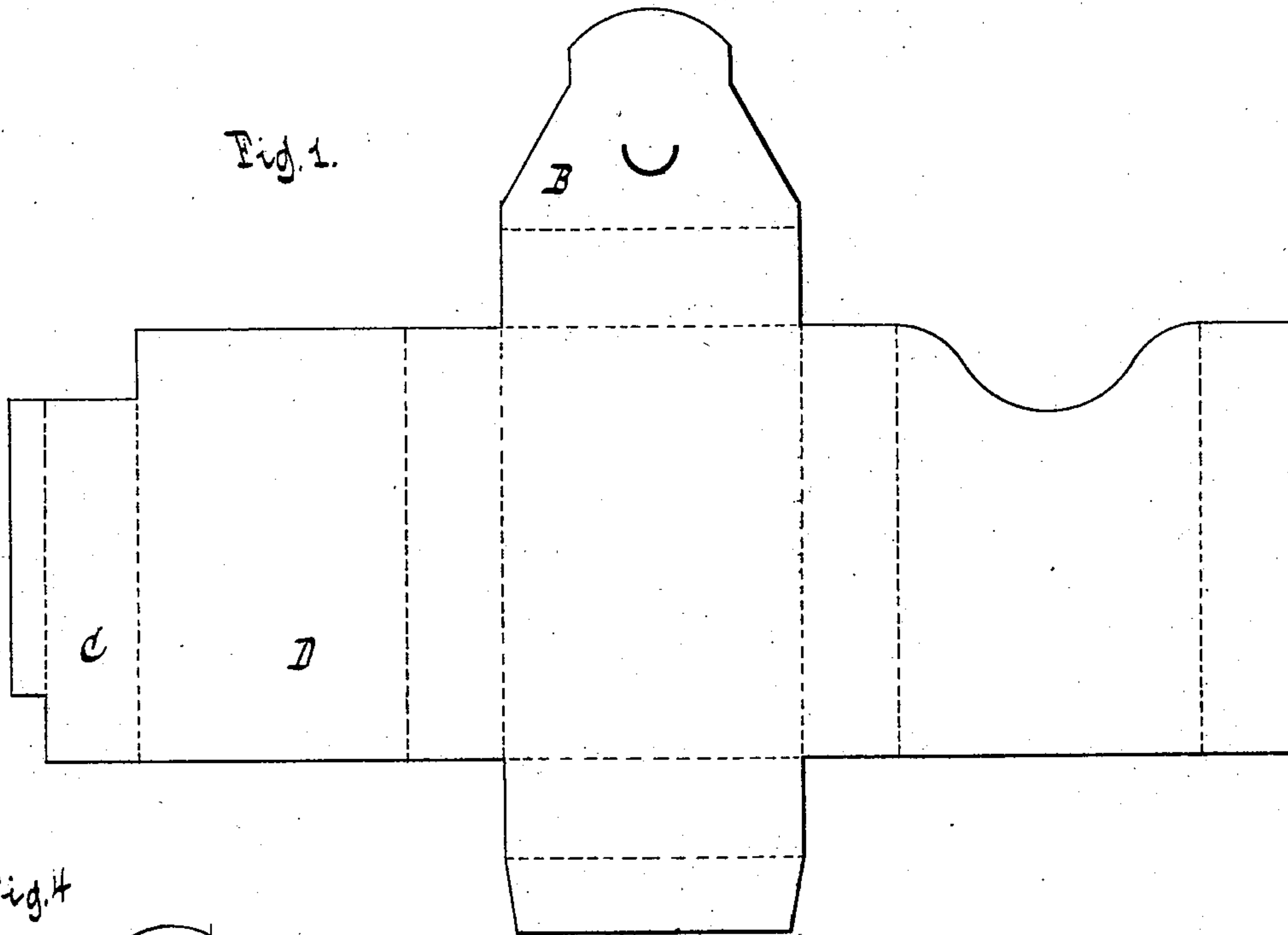


Fig. 4

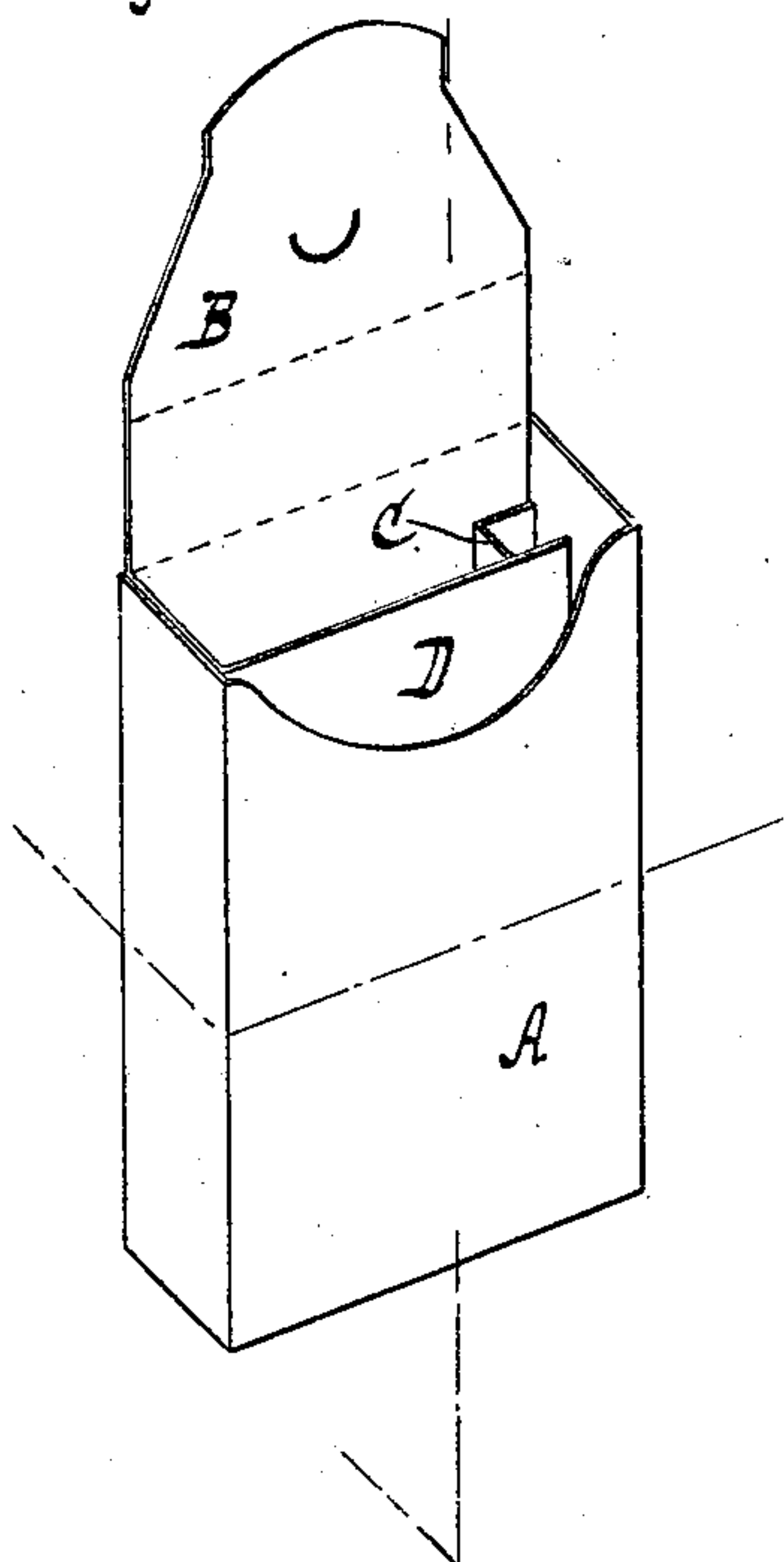


Fig. 2.

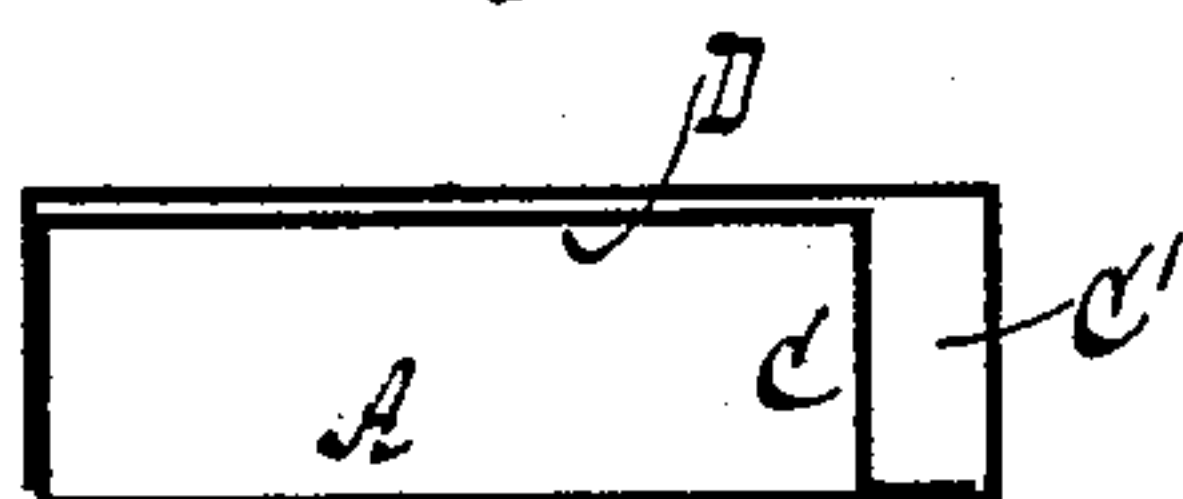
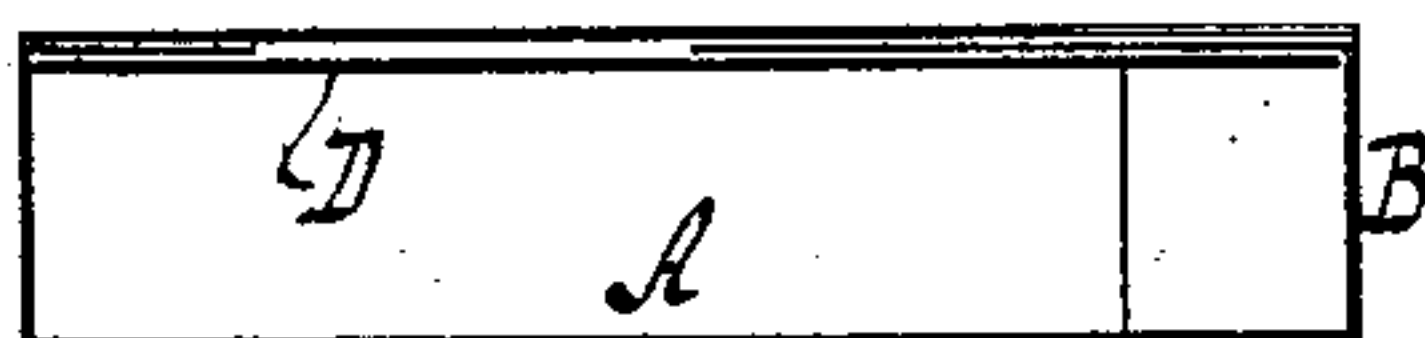


Fig. 3.



WITNESSES:

Otto Hufeland
William Miller

INVENTOR

Gustav L. Jaeger

BY

Vandeventer & Hauff
his ATTORNEYS

(No Model.)

2 Sheets—Sheet 2.

G. L. JAEGER.

PAPER BOX.

No. 306,620.

Patented Oct. 14, 1884.

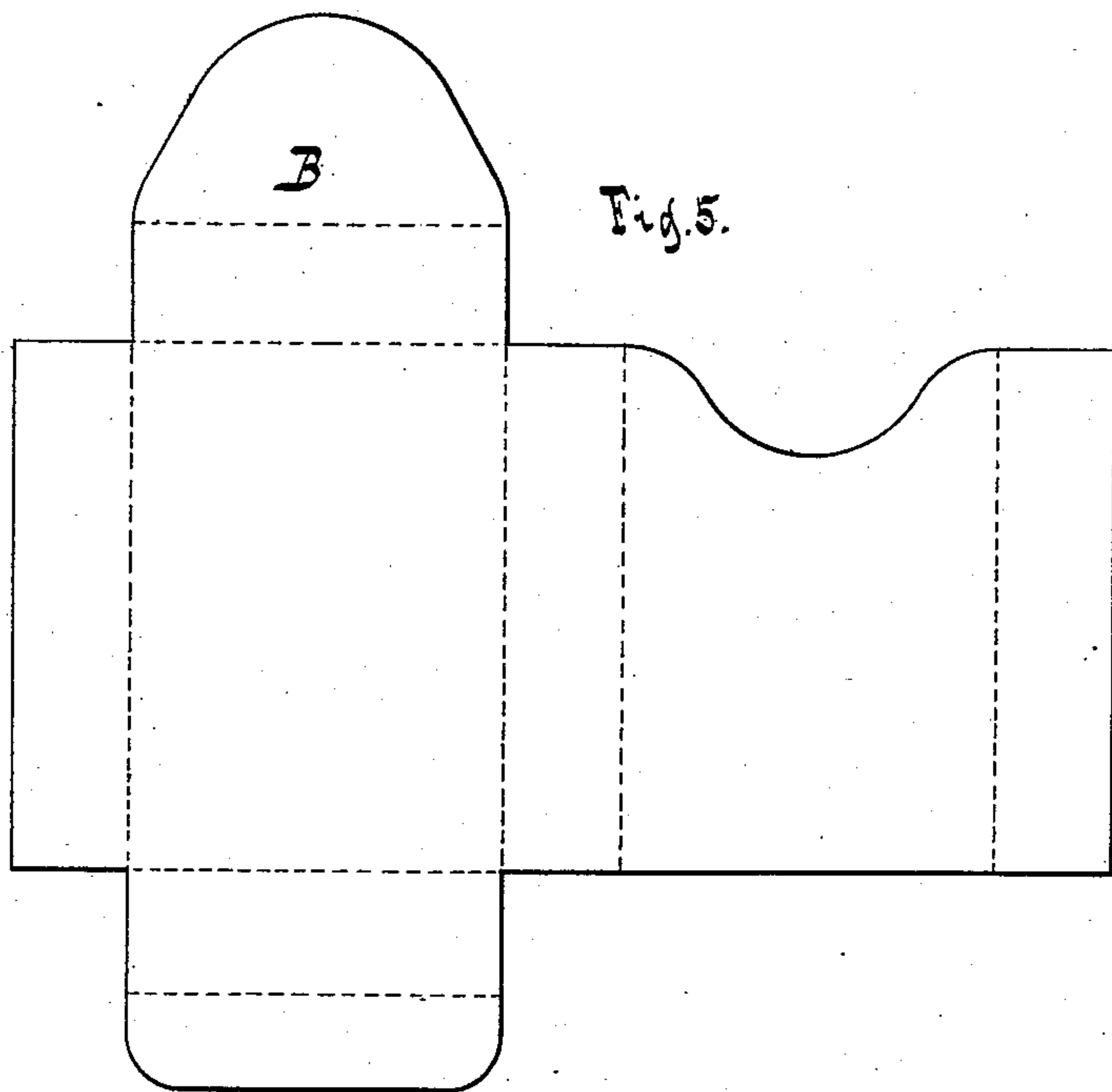


Fig. 6

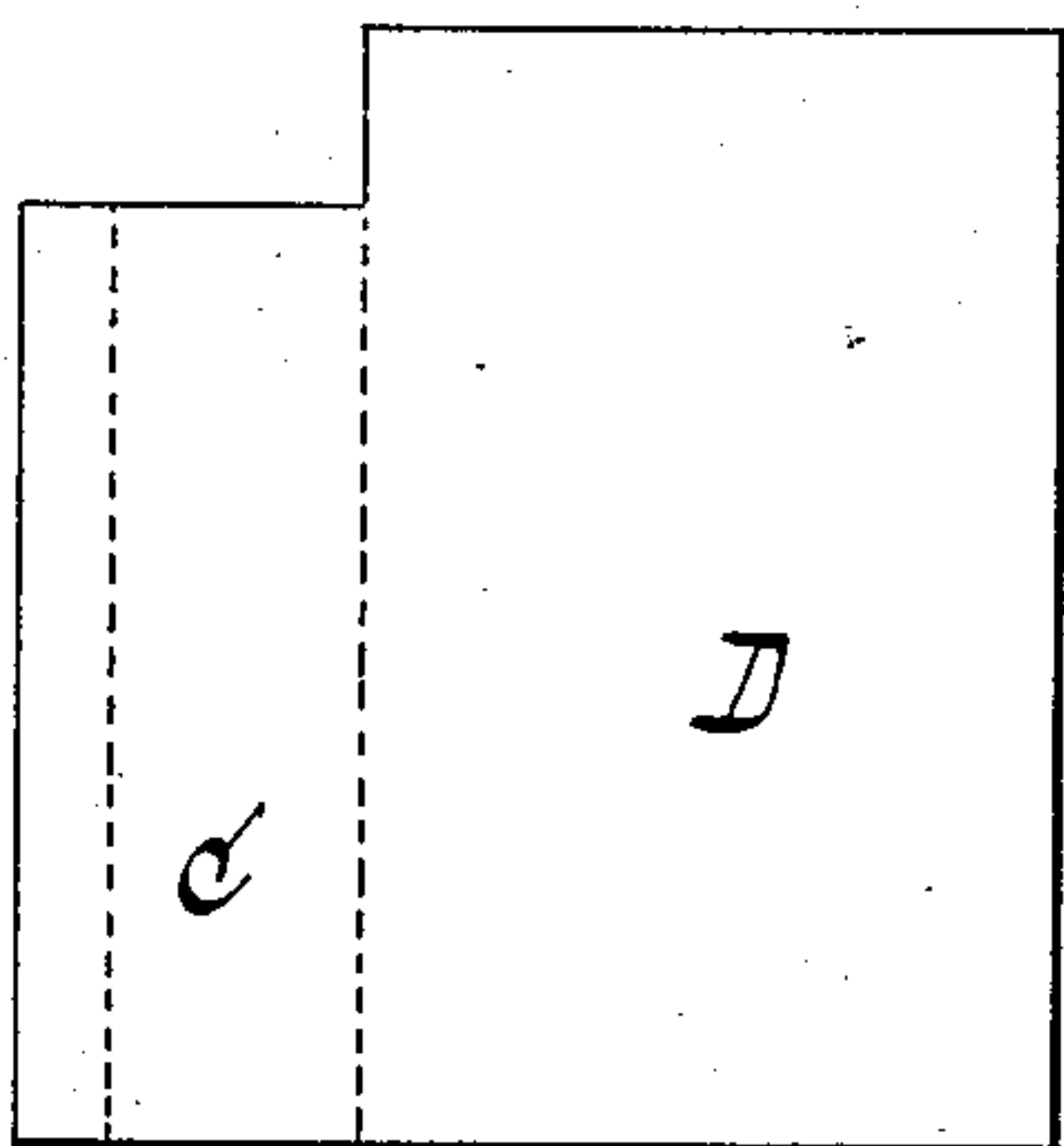
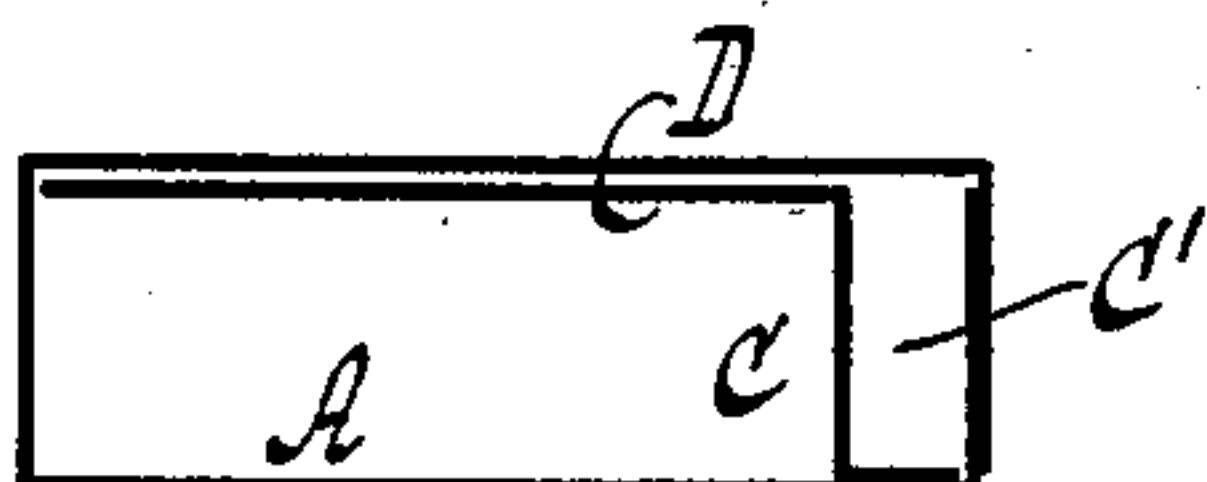


Fig. 7

WITNESSES:

Otto Hufeland
William Miller



INVENTOR

Gustav L. Jaeger
BY *Vandervoort Hauff*
his ATTORNEYS

UNITED STATES PATENT OFFICE.

GUSTAV L. JAEGER, OF NEW YORK, N. Y.

PAPER BOX.

SPECIFICATION forming part of Letters Patent No. 306,620, dated October 14, 1884.

Application filed June 12, 1884. (No model.)

To all whom it may concern:

Be it known that I, GUSTAV L. JAEGER, a citizen of the United States, residing at New York, in the county and State of New York, have invented new and useful Improvements in Paper Boxes, of which the following is a specification.

The invention relates especially to boxes for packing cigarettes; and it consists in the novel features of construction hereinafter described and claimed, whereby an article of superior utility is obtained.

In the accompanying drawings, Figure 1 is a plan view of the blank used in the manufacture of my box. Fig. 2 is a cross-section of the box. Fig. 3 is a longitudinal section thereof. Fig. 4 is a perspective view of the same, showing the closing-flap thrown open. Figs. 5, 6, and 7 illustrate a modification.

Similar letters indicate corresponding parts.

The letter A designates the body of the box, which is similar in shape to the boxes commonly used for packing cigarettes, and is left open at one end, to be closed by means of a flap, B, the latter being arranged on one side of the box to be inserted beneath the opposite side thereof, as shown in Fig. 3. Adjacent to one of the short sides of this box A is a partition, C, forming a compartment, C', for the reception of a cigarette-holder or other similar article, this compartment extending the entire length of the box, and being accessible from its open end. The partition C is integral with a second partition, D, which is adjacent to the side of the box opposite the flap B, and approximately coincides with the open end of the box, so that when the closing-flap B is put in place it abuts against the end of the partition, causing the latter to act as a shield for keeping the flap out of contact with the contents of the box, which is a very desirable feature when the box is used for holding cigarettes, this partition or shield also facilitating the introduction of the free end of the flap beneath the proper side of the box.

The entire box, including the integral partitions C D, is made in one piece, as shown in Figs. 2, 3, and 4, the selected material being cut to the shape of the blank shown in Fig. 1, and being properly bent and united by paste or other suitable means; but the integral partitions C D may also be made separate and properly fastened in the box, as shown in Fig. 7, the box-blank in that case being of the

shape shown in Fig. 5 and the partition-blank of the shape shown in Fig. 6.

What I claim as new, and desire to secure by Letters Patent, is—

1. A paper box having a closing-flap, B, and an interior shield, D, at one side, constructed at one edge into a partition, C, extending across the box adjacent to one side to form the compartment C', substantially as described.

2. A paper box, A, having a closing-flap, B, and an interior shield, D, at one side, and bent laterally at one edge portion to form the partition C across the box adjacent to one side thereof for creating the compartment C', substantially as described.

3. A paper box consisting of the box-body A, having the attached closing flap B at one side, and the interior shield, D, at the opposite side to keep the flap out of contact with the contents of the box, said shield having one edge portion bent across the box adjacent to one side to form the transverse partition C, substantially as described.

4. A paper box having an open end provided with a closing-flap, and having the integral partitions C D, one forming a compartment and the other a shield, substantially as shown and described.

5. A paper box having an open end provided with a closing-flap, and having the integral partitions made in one piece therewith, one such partition forming a compartment and the other a shield, substantially as shown and described.

6. A box having an interior partition formed integral with the blank of which the box is made, and arranged longitudinally of the structure so as to produce two separate parallel compartments, and a flap arranged to cover both compartments.

7. A box having a partition which, with three of the sides of the box, forms a supplemental compartment, an interior wall which, with one of the sides of the box, forms a pocket, and an end flap provided with a closing tongue for insertion within said pocket, the whole structure being made from a single blank.

In testimony whereof I have hereunto set my hand and seal in the presence of two subscribing witnesses.

Witnesses: GUSTAV L. JAEGER. [L. S.]

W. HAUFF,

E. F. KASTENHUBER.