

(No Model.)

M. R. GATELY.

GAME TABLE.

No. 305,913.

Patented Sept. 30, 1884.

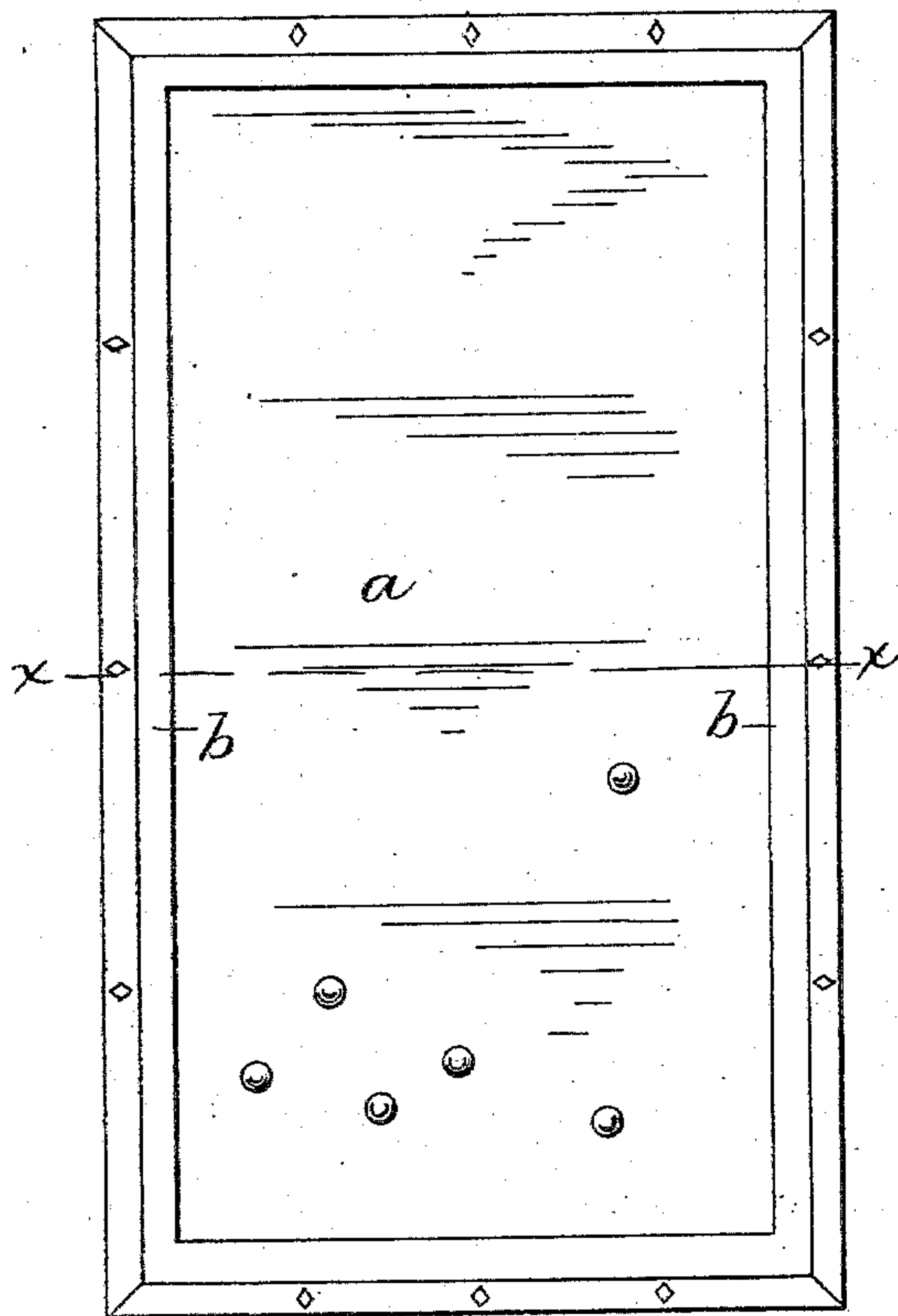


Fig. 1.

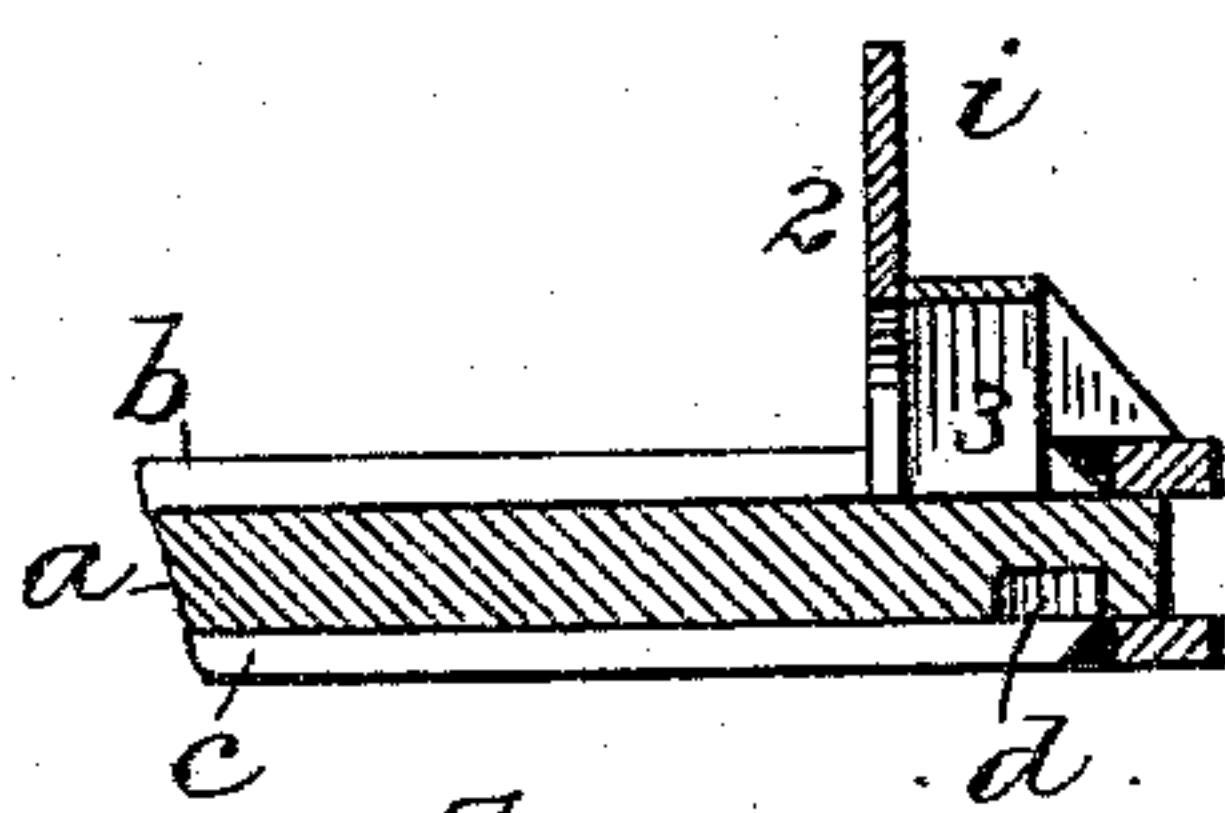


Fig. 4.

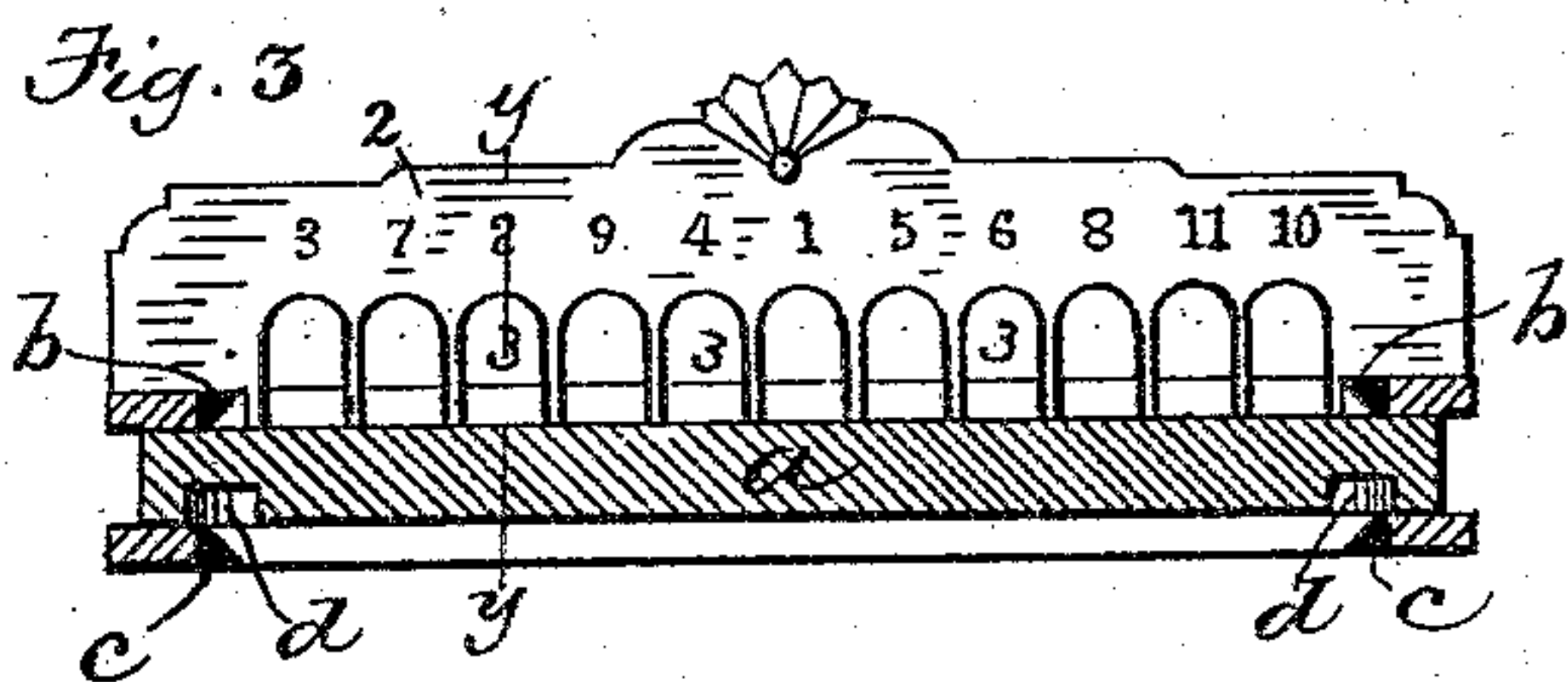
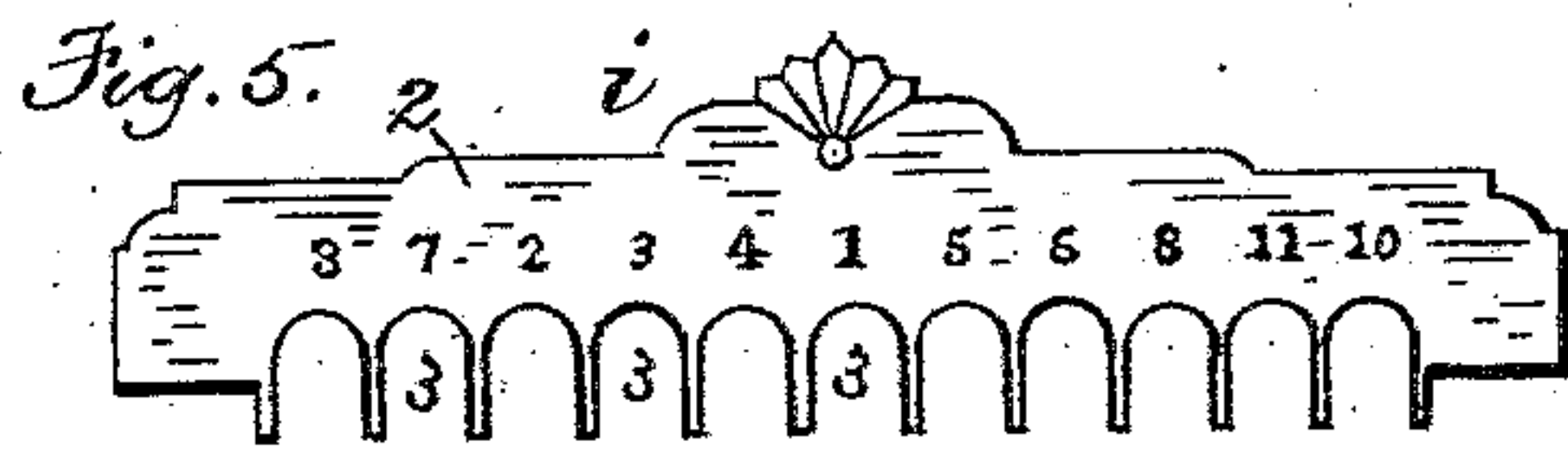
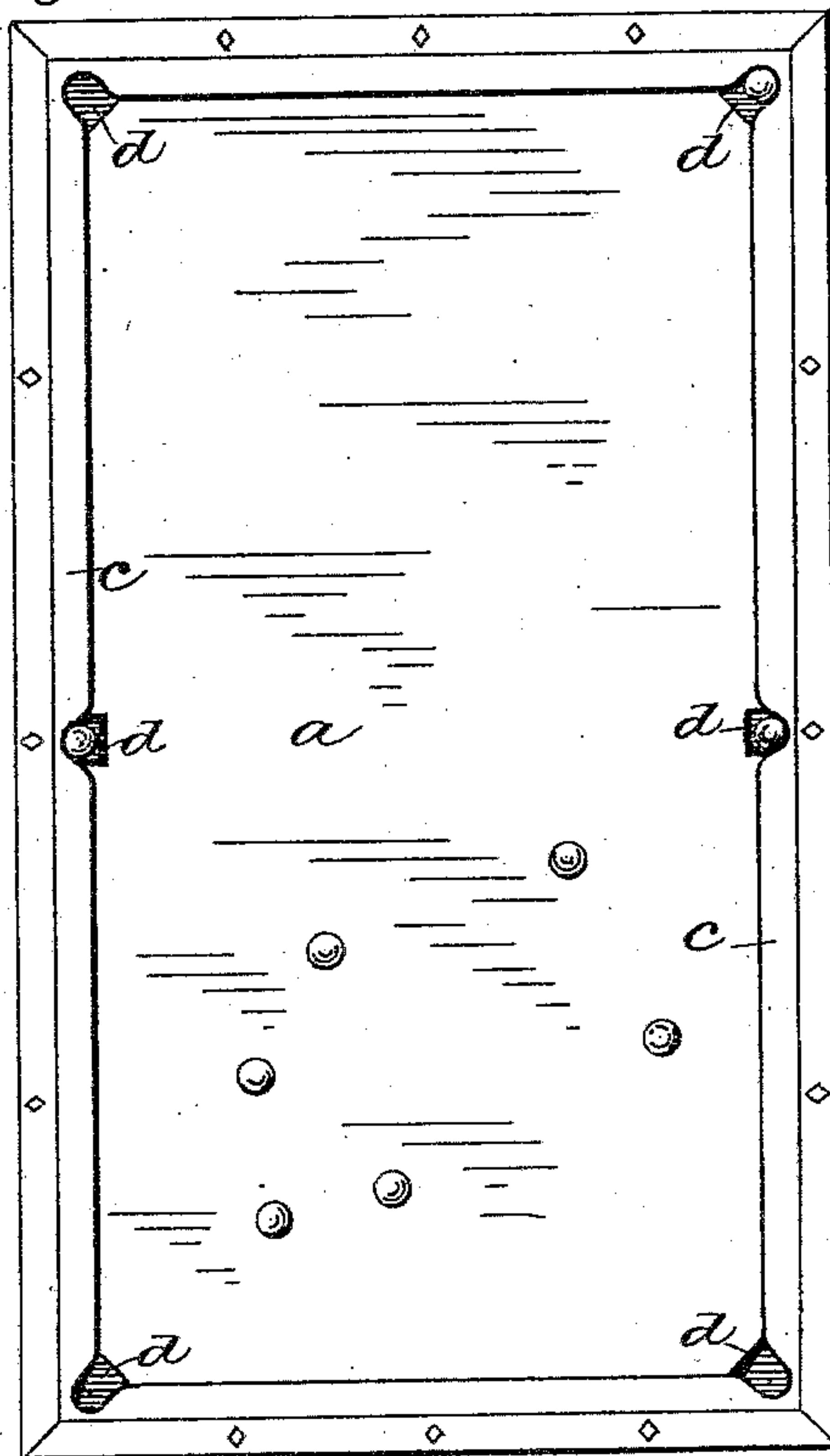


Fig. 2.



Witnesses.
Terence M. O'Vally
H. Brown.

Inventor
M. R. Gately
by Wright & Brown
Attys.

UNITED STATES PATENT OFFICE.

MICHAEL R. GATELY, OF BOSTON, MASSACHUSETTS.

GAME-TABLE.

SPECIFICATION forming part of Letters Patent No. 305,913, dated September 30, 1884.

Application filed August 11, 1884. (No model.)

To all whom it may concern:

Be it known that I, MICHAEL R. GATELY, of Boston, in the county of Suffolk and State of Massachusetts, have invented certain Improvements in Game-Tables, of which the following is a specification.

This invention consists in an improved reversible game-table and an attachment therefor, the construction of the table being such that one side is adapted for the game of billiards and the other side for the game of pool, while the attachment, which is removable, adapts the billiard side of the table for the game of sippio, as I will now proceed to describe.

Of the accompanying drawings, forming a part of this specification, Figures 1 and 2 represent, respectively, views of the billiard and pool sides of the table. Fig. 3 represents a section on line *xx*, Fig. 1, showing the sippio attachment in position. Fig. 4 represents a section on line *yy*, Fig. 3. Fig. 5 represents a front view of the sippio attachment removed.

The same letters of reference indicate the same parts in all the figures.

In the drawings, *a* represents a table provided on the one side with billiard-cushions *b*, extending uninterruptedly around it, and on the other side with cushions *c*, and pockets or depressions *d*, located under the cushions, the latter being recessed or cut away over the pockets, as in an ordinary pool-table. The pockets are cut into the material forming the bed of the table, as shown in Fig. 3. The table thus formed may be placed on any suitable support, with either side up, and when it is desired to play a different game the table may be reversed or inverted.

When the table is constructed on a small scale, so that it can be raised and turned easily, it may rest on a support or supports without any connection therewith, so that it can be lifted by hand from its supports.

i represents an attachment adapted to rest on the table, and having a series of pockets to receive the balls, said pockets being numbered, as shown.

The attachment, when in use, is placed upon the billiard side of the table, near one end, the opposite end of the table being slightly raised. The table is thus adapted for the game of sippio.

The attachment is composed of a front piece, 2, having apertures constituting the entrances to the pockets, and compartments or pockets 3 behind said apertures, the whole being formed to fit the space between the cushions crosswise of the table, as shown in Fig. 3, the rear ends of the pockets bearing against one of the end cushions, as shown in Fig. 4.

This improvement is especially desirable and convenient for parlor use, and as a toy table, but may be used in full-sized tables, if desired.

It is obvious that either side of the table may be used for any of the various games usually played on billiard and pool tables.

I claim—

1. The improved reversible table having on one side the uninterrupted billiard-cushions and on the other side the recessed cushions and pockets, as set forth.

2. The billiard-table attachment composed of the apertured front piece, 2, and the pockets 3, adapted to rest loosely on a billiard-table, as set forth.

In testimony whereof I have signed my name to this specification, in the presence of two subscribing witnesses, this 5th day of August, 1884.

M. R. GATELY.

Witnesses:

C. F. BROWN,
H. BROWN.