

(Model.)

B. F. LEVERING.

BUTT HINGE.

No. 305,826.

Patented Sept. 30, 1884.

Fig. 1.



Fig. 2.




Fig. 4.




Fig. 3.


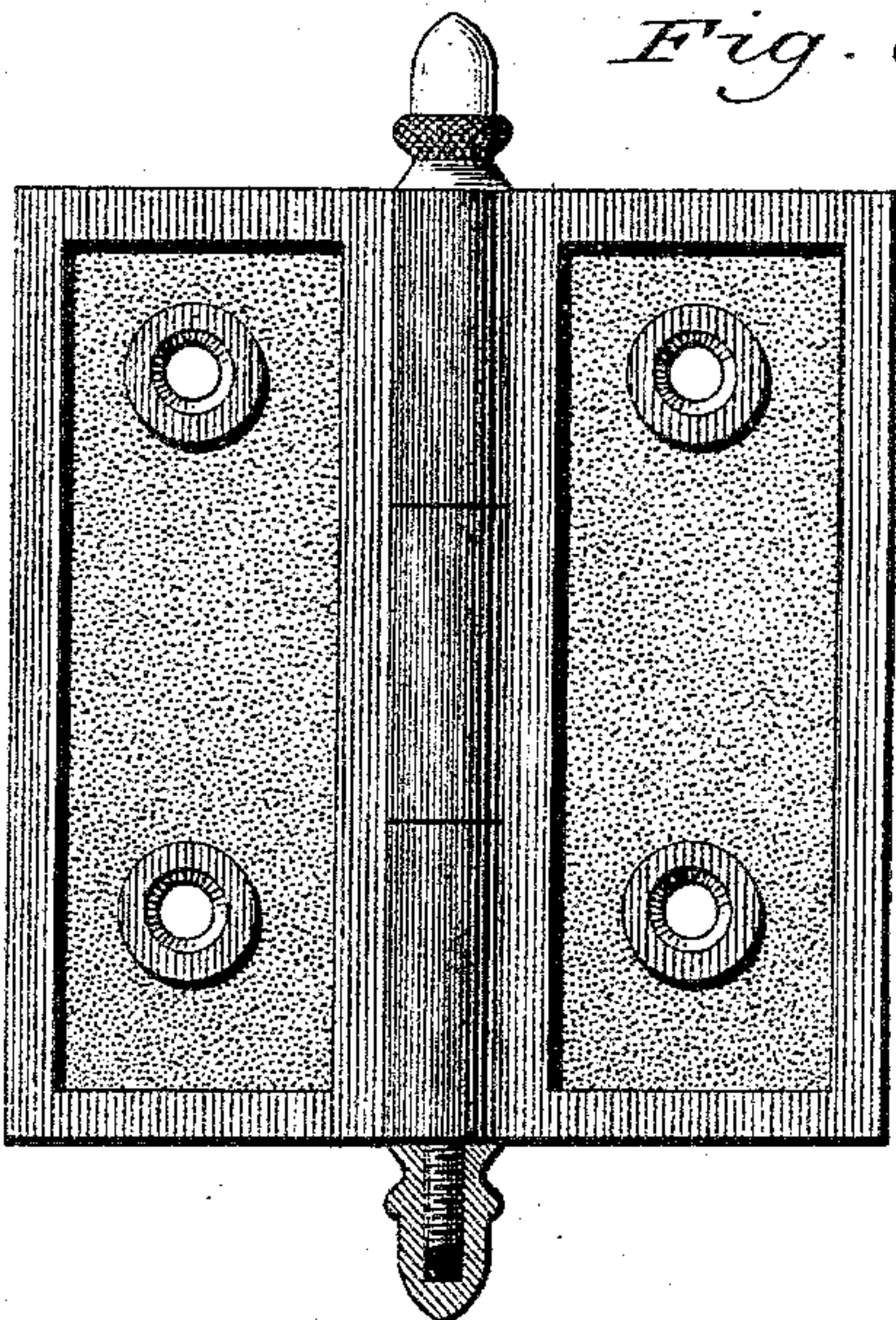


Fig. 5.



Fig. 6.



Witnesses:
Jonas S. Pusey
& McChase

Inventor:
Benjamin F. Levering

UNITED STATES PATENT OFFICE.

BENJAMIN F. LEVERING, OF BUCKLEY, ILLINOIS.

BUTT-HINGE.

SPECIFICATION forming part of Letters Patent No. 305,826, dated September 30, 1884.

Application filed February 18, 1884. (Model.)

To all whom it may concern:

Be it known that I, BENJAMIN F. LEVERING, a citizen of the United States, residing at Buckley, in the county of Iroquois and State of Illinois, have invented a new and useful Improvement in Door or Butt Hinges, of which the following is a specification.

The objects of my improvement are, first, to provide a hinge that will allow the door to be unhinged and opened on the hinge side or edge of the same when it is locked; second, to afford facilities to draw the pin without breaking it.

I attain these objects by the mechanism illustrated in the accompanying drawings, in which Figure 1 is a sectional view of that part of the hinge that is fastened to the door-jamb. Fig. 2 is a sectional view of that part of the hinge that is secured to the door. Fig. 3 is a face view of Fig. 1. Fig. 4 is a face view of Fig. 2. Fig. 5 is a sectional view of hinge when open. Fig. 6 is a face view of hinge when open.

This improvement in hinges is made because of the great inconvenience that is met with in opening a door when it is found locked and the key lost. Sometimes a lock is sprung when the door is violently closed by the wind or by any other agent. The only recourse with all butt-hinges at present made is to break them or cut out the lock in order to open the door. They are made with the eye or pin-hole so that the center of it falls exactly in line with the inside face of each half of the hinge when it is closed, and as there is a shoulder on each piece one will not pass the other and allow the door to open when locked.

With my improved hinge the shoulder containing the pin-hole in that part of the hinge that is fastened to the jamb is placed to one side of the inside face of the hinge, leaving it perfectly straight, so that when desired the pin can be drawn and that part of the hinge

that is secured to the door will readily pass and allow the door to open on the hinge side while it is fastened on the opposite side (or edge, if you please) with the lock. That part of the hinge that is secured to the door is so made that the shoulder containing the pin-hole is carried over far enough to allow the eye of each one to fall exactly in line with that of the other, allowing the pin to go through both pieces, and so forming a perfect hinge.

Second, in order to provide a pin that can be removed without breaking, I pass it entirely through the hinge and allow it to come far enough below the bottom to allow the cutting of a thread, and instead of casting the lower acorn fast to the hinge it will be screwed onto the pin. Then when necessary to unhinge the door or draw the pin it can be unscrewed and taken off, giving perfect access to the pin, which can now be tapped with a hammer that will break the rust and start it out, when it can be removed without injury and without trouble.

I am aware that prior to my invention hinges have been made with a loose pin and were reversible. I therefore do not claim such as my invention, broadly; but

What I do claim, and desire to secure by Letters Patent, is—

A loose jointed or slip butt reversible hinge, the part that is attached to the door having the two eyes for the pintle extending over beyond the vertical plane of the opposite leaf, which leaf has its pintle-eye also bent outwardly in the same direction, and both united by a removable pintle having screw ends and caps, whereby the hinge-leaves may be parted and the door opened, if required, from the hinge side.

BENJAMIN F. LEVERING.

Witnesses:

JONAS S. PUSEY,
C. M. CHASE.