

(No Model.)

J. F. AMSTUTZ.

FENCE BUILDER'S BOARD AND WIRE HOLDER AND GAGE.
No. 305,776.

Patented Sept. 30, 1884.

Fig. 1.




Fig. 2.

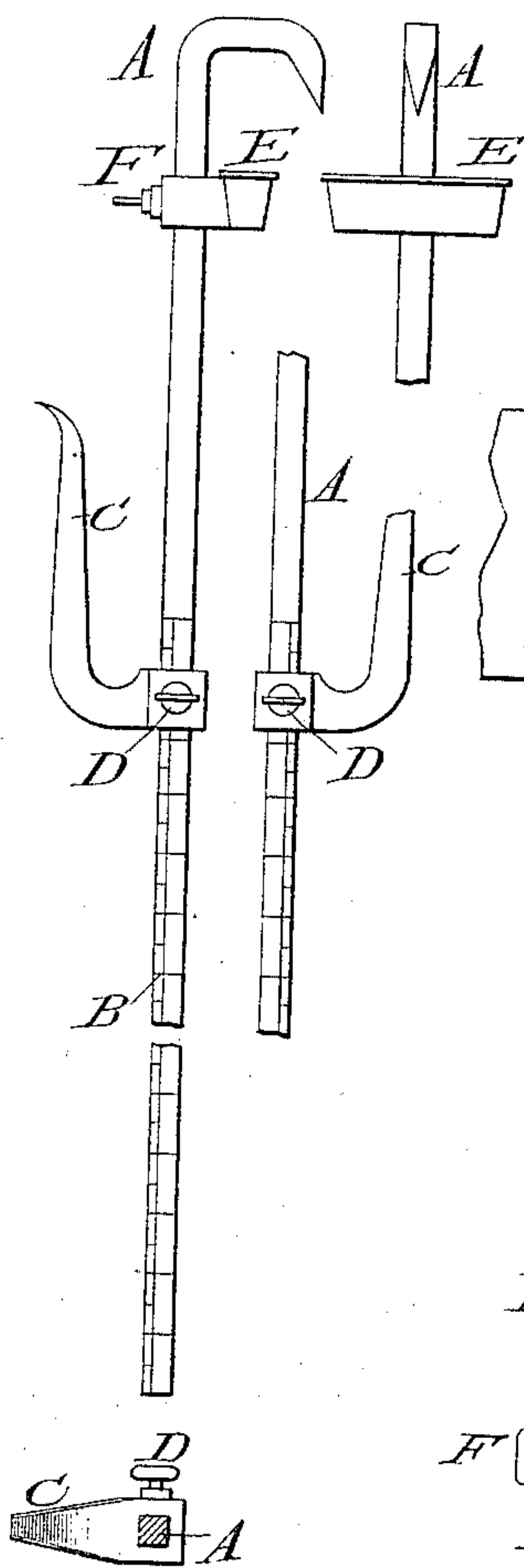


Fig. 3.

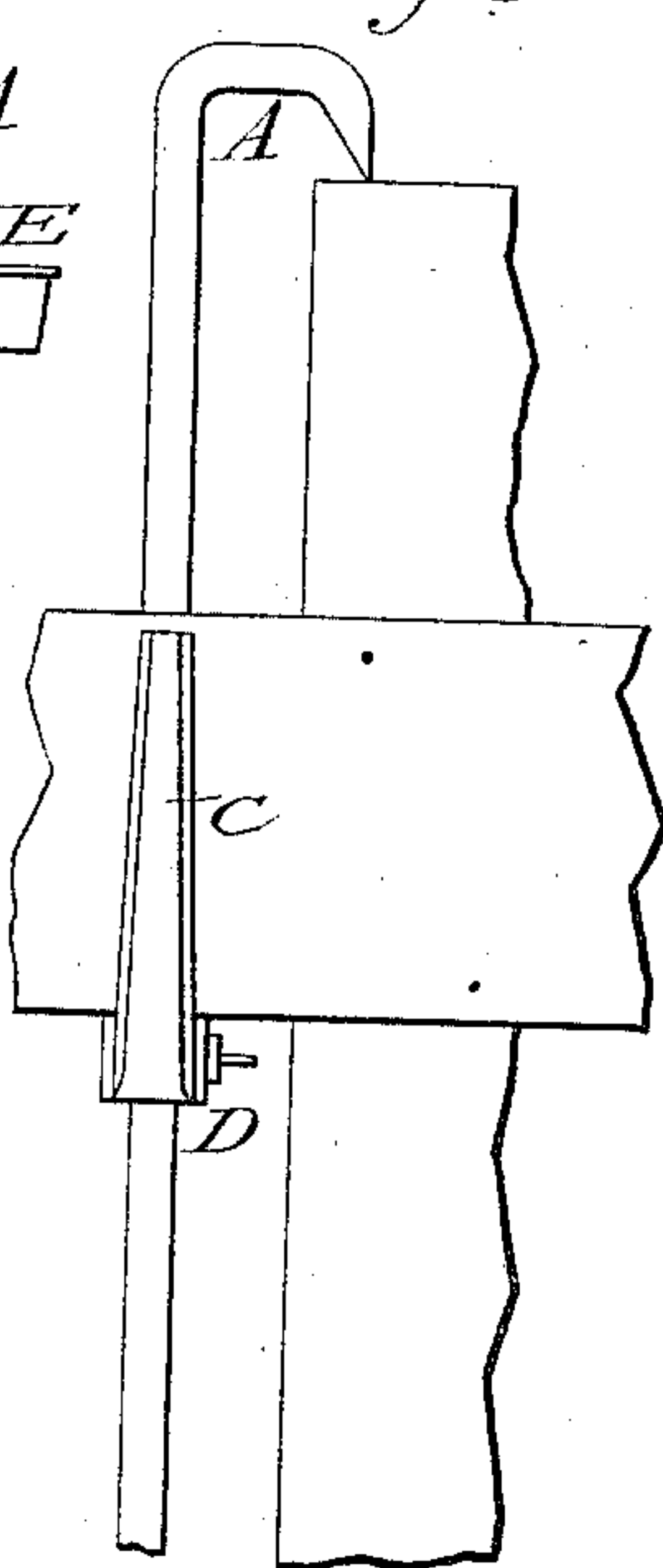


Fig. 4.

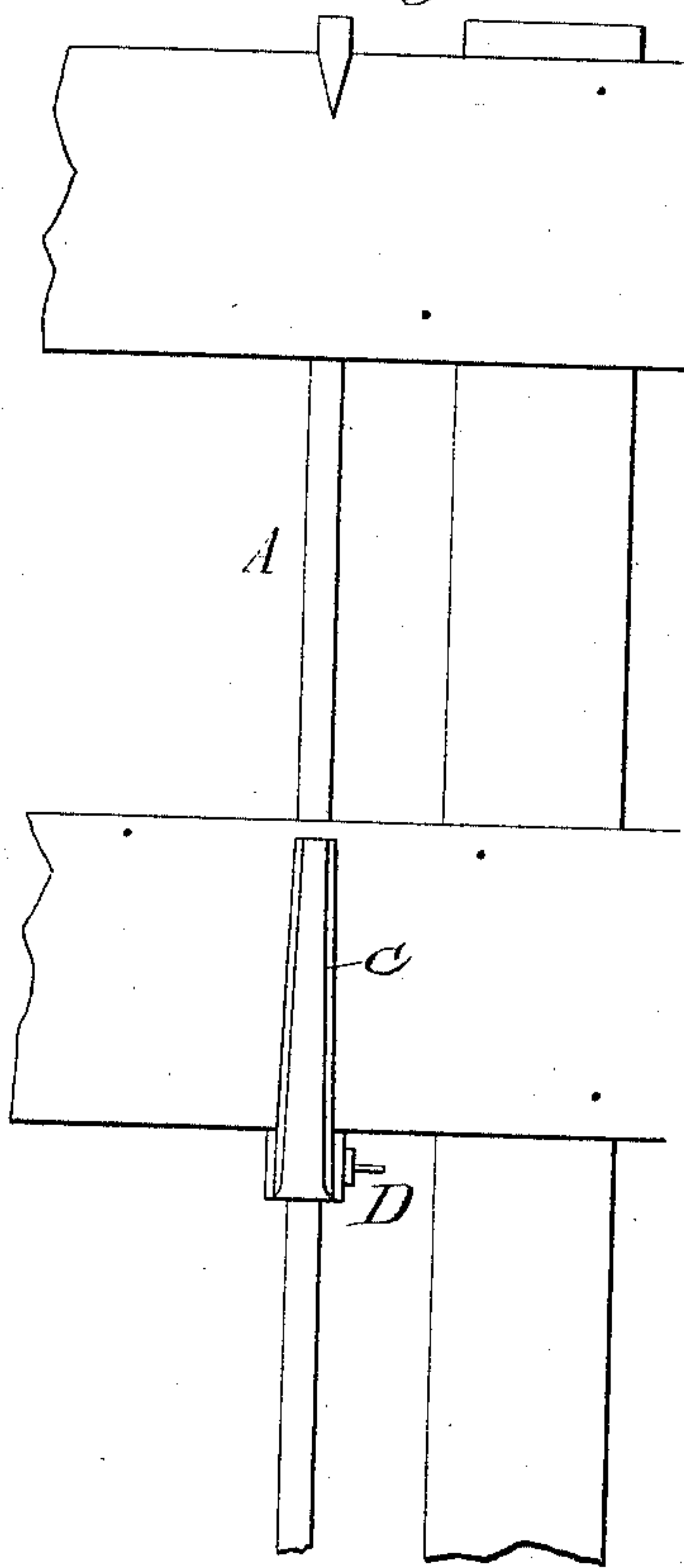
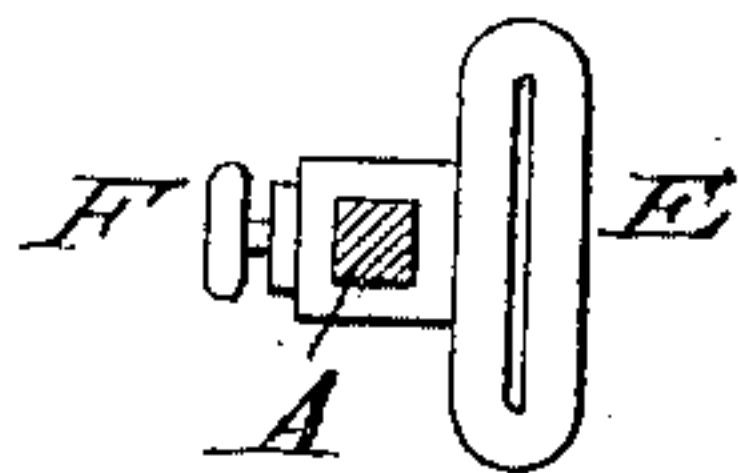


Fig. 5.



Witnesses:

B. Rapp
Frank. P. Miller

Inventor.

Jacob F. Amstutz

UNITED STATES PATENT OFFICE.

JACOB F. AMSTUTZ, OF STERLING, OHIO.

FENCE-BUILDER'S BOARD AND WIRE HOLDER AND GAGE.

SPECIFICATION forming part of Letters Patent No. 305,776, dated September 30, 1884.

Application filed February 4, 1884. (No model.)

To all whom it may concern:

Be it known that I, JACOB F. AMSTUTZ, a citizen of the United States, residing at Sterling, in the county of Wayne and State of Ohio, have invented a new and useful Device known as a "Fence-BUILDER'S Board and Wire Holder and Gage;" and I do hereby declare that the following is a full, clear, and exact description of the invention, which will enable others skilled in the art to which it appertains to make and use the same, reference being had to the accompanying drawings, which form a part of this specification.

My invention relates to a new and original device in which a rod with hook and scale of inches on same works in conjunction with an adjustable or sliding rest-hook which holds board or wire in place while same is being fastened to post; also, a spirit-plumb which is adjustable upon the rod before mentioned, and which is used to set posts in a perpendicular or plumb position. It may also be used alone, in connection with the aforementioned rod, not in connection with the adjustable rest-hook, board or wire holder; and the objects of my invention are, first, to provide a suitable device which will facilitate the building of board and wire fences without expending as much labor as was required in the erection of the above-named fences by the old method, or without the use of this device; second, facilitating the erection of board fence by one man only. These objects I attain by the mechanism illustrated in the accompanying drawings, in which—

Figure 1 shows the application of device in the erection of board fence, the same being suspended from top of either post, also from board. The application on wire fences is the same. Fig. 2 represents device complete, with rest-hook, board or wire holder, and spirit-plumb attached thereon by thumb-screws, ratchets, or their equivalents. Fig. 3 represents device suspended from top of post with rest-hook, board or wire holder adjusted in place to hold upper board while same is being fastened on post. Fig. 4 shows device suspended from upper board and adjusted so as to hold next lower board. Fig.

5 shows spirit-plumb and section of main rod in device.

Similar letters refer to similar parts in the different figures.

In the drawings hereto annexed, A represents the main stem or rod, with hook at top for hanging device upon top of posts or boards, and a scale of inches upon one or more sides of same for the purpose of gaging spaces between boards.

B represents scale of inches above referred to as being on one or more sides of rod or main stem A.

C represents an adjustable or movable rest-hook or board or wire holder, which is adjusted on main stem or rod A, and held in place by thumb-screw D, ratchet, or their equivalent, the purpose of which is to hold board or wire in place while same is being fastened to posts.

E represents a spirit-plumb, which can be adjusted at will of operator, same as rest-hook, board or wire holder C, on main stem or rod A, the purpose of which is to fasten posts in a perpendicular position, (or plumb-ing same,) and is held in place on main stem or rod A by means of thumb-screw F, ratchet, or their equivalent.

Having fully described my invention, what I desire to claim and secure by Letters Patent is—

In a fence-builder's board and wire holder and gage, the combination, with the main stem or rod A, having a hook at its upper end and scale of inches on one or more of its sides, of the rest-hook, board or wire holder C, adjustably secured to said main stem or rod by the thumb-screw D, and the spirit plumb or level E, adjustably secured on said stem by the thumb-screw F, arranged and operated substantially as described.

In testimony that I claim the foregoing as my own original invention I have hereto affixed my signature in the presence of two witnesses.

JACOB F. AMSTUTZ.

Witnesses:

C. J. SNYDER,
S. W. MCKEE.