

(No Model.)

W. L. JONES.  
BARREL HOOP FASTENER.

No. 305,692.

Patented Sept. 23, 1884.

FIG. 1.

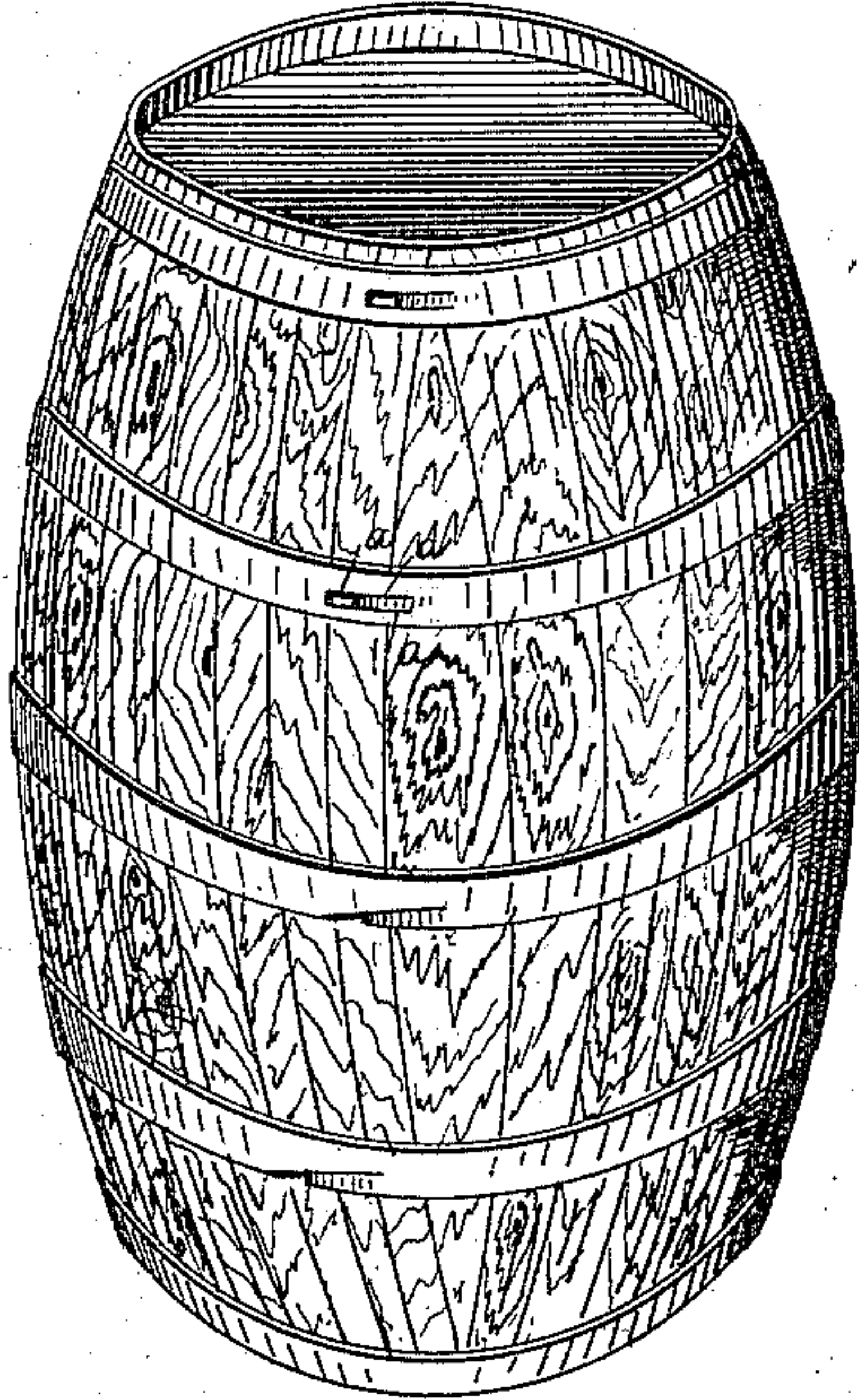


FIG. 2.

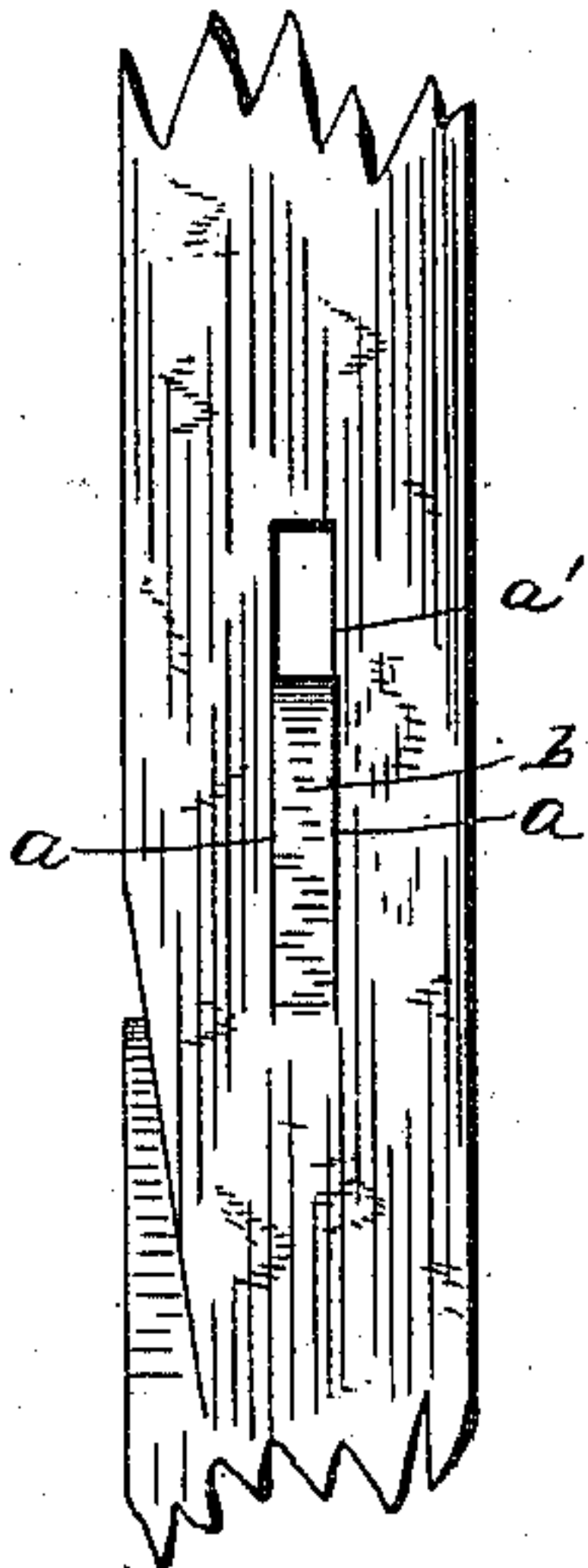
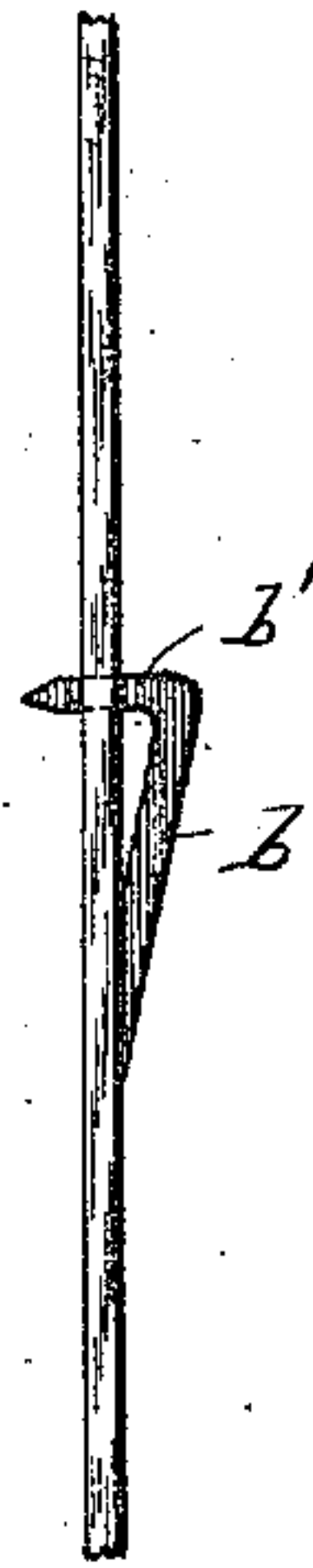


FIG. 3.



WITNESSES

*Wm. L. Jones*  
*John T. Hill*

INVENTOR  
*William L. Jones*  
By *Myers & Co.*  
Attorneys.



# UNITED STATES PATENT OFFICE.

WILLIAM L. JONES, OF HOLLY SPRINGS, MISSISSIPPI, ASSIGNOR OF ONE-HALF TO JAMES T. FANT, OF SAME PLACE.

## BARREL-HOOP FASTENER.

SPECIFICATION forming part of Letters Patent No. 305,692, dated September 23, 1884.

Application filed July 12, 1884. (No model.)

*To all whom it may concern:*

Be it known that I, W. L. JONES, a citizen of the United States of America, residing at Holly Springs, in the county of Marshall and State of Mississippi, have invented certain new and useful Improvements in Barrel-Hoop Fasteners, of which the following is a specification, reference being had therein to the accompanying drawings.

10 This invention pertains to improvements in hoop checks or fastenings, having for its object to provide a simple, cheap, and effective means for securing metal hoops upon casks, barrels, or other analogous vessels; and it consists of a  
15 check or fastening formed integrally with the hoop, and adapted, after the forcing of the hoop to its intended place upon the vessel, to be driven into the staves thereof, and thus secure the hoop firmly thereon as against its being jarred or otherwise accidentally detached  
20 in the handling of the cask or barrel, substantially as hereinafter more fully set forth and claimed.

In the accompanying drawings, Figure 1 illustrates the application of my invention to a cask. Fig. 2 shows a broken away enlarged view of a metal hoop embodying my invention in two forms, and Fig. 3 is a vertical sectional view of the same involving one form thereof.

30 In carrying out my invention, I cut an ordinary metal hoop in the direction of its length at two points, as at *a a*, said cuts being parallel, and then produce a transverse cut, *a'*, extending from one of the extremities of each longitudinal cut, effecting severing or the detachment of one end of the intermediate piece of metal, thus forming a tongue, *b*. This  
35 tongue is bent so as to form a right-angled arm or tooth, *b'*, which extends inwardly transversely to the hoop and is sharpened upon its wide or broad surfaces, and slightly beveled upon its side edges, to enable it, when sufficient force is applied thereto, to penetrate the wood of the staves. The longitudinal portion of the

tongue or check is inclined outwardly from its point of union with the hoop, so that the free inwardly-projecting end of the tooth *b'* will clear or slightly rest upon the stave or side of the cask or vessel as the hoop is driven  
45 "home," the tooth of the check or tongue being then driven by the application of force by a suitable instrument—as a hammer—into the stave or side of said vessel.

In lieu of the above-described method of constructing the tongue or fastening at a point  
55 intermediately of the side edges of the hoop, the same end may be substantially attained by cutting obliquely the required depth into one of said edges, and conforming the rest of its formation to that of the previously-described  
60 form of check or fastening, the latter being thus supplied to a side edge of the hoop instead of at a point equidistantly between the side edges of the hoop, in which relation it will serve the purpose of this invention equally  
65 as well.

This check or fastening furnishes a simple, cheap, and effective means for securing firmly the hoop upon the cask or vessel without liability of being accidentally jarred or falling off  
70 in handling the cask or vessel.

Having thus fully described my invention, what I claim, and desire to secure by Letters Patent, is—

The metal hoop having the tongue or check  
75 formed integrally therewith, with its longitudinal portion inclined outwardly, and having an inwardly-projecting arm or tooth with its inner end or point disposed to clear or slightly rest against the cask as the hoop is  
80 driven home, substantially as and for the purpose described.

In testimony whereof I affix my signature in presence of two witnesses.

WILLIAM L. JONES.

Witnesses:

JAS. B. WATTHALL,  
ABRAM T. NORFLEET.