

(No Model.)

N. DU BRUL.
CIGAR MOLD.

No. 305,161.

Patented Sept. 16, 1884.

FIG. I.

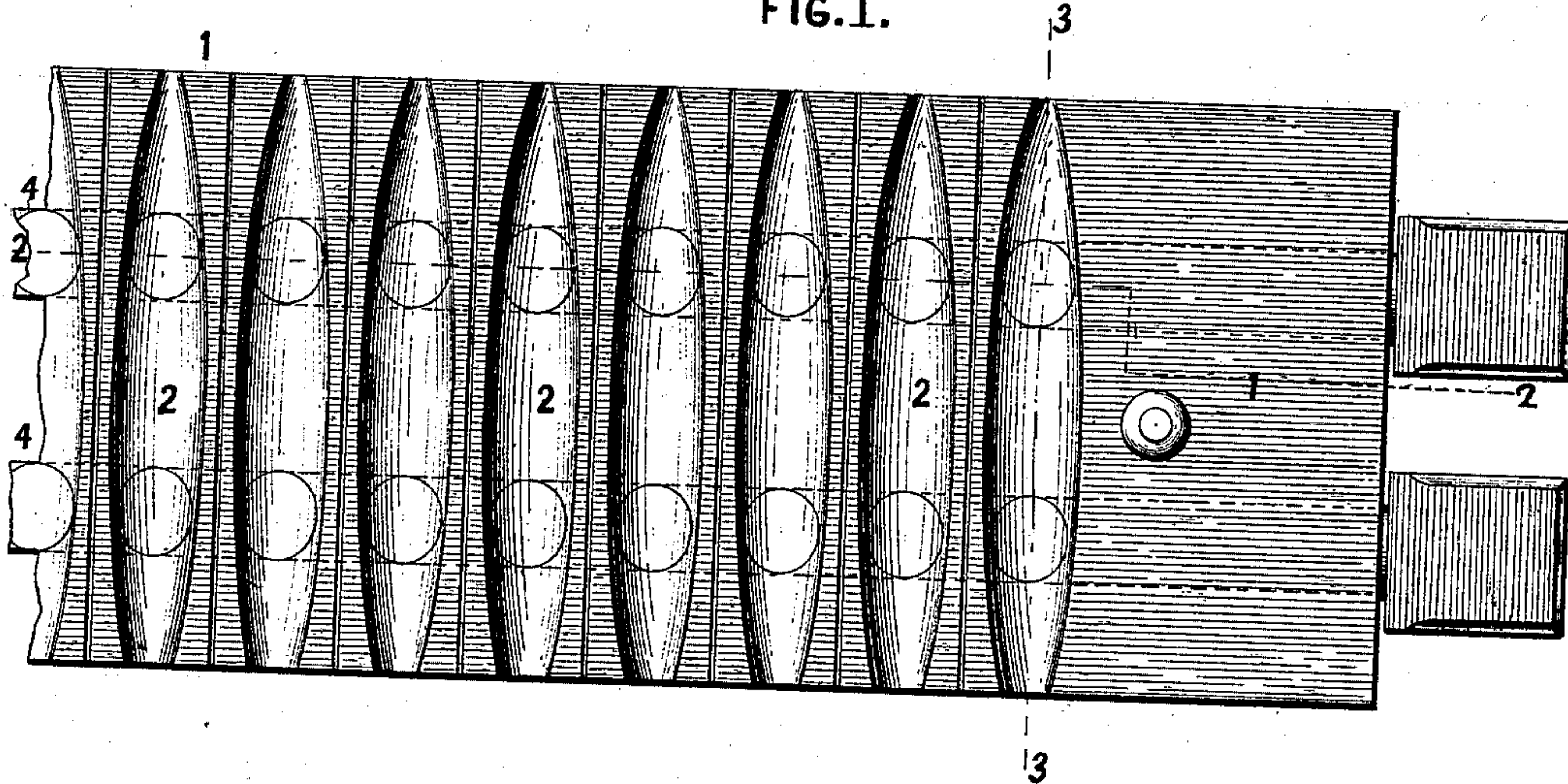


FIG. II.

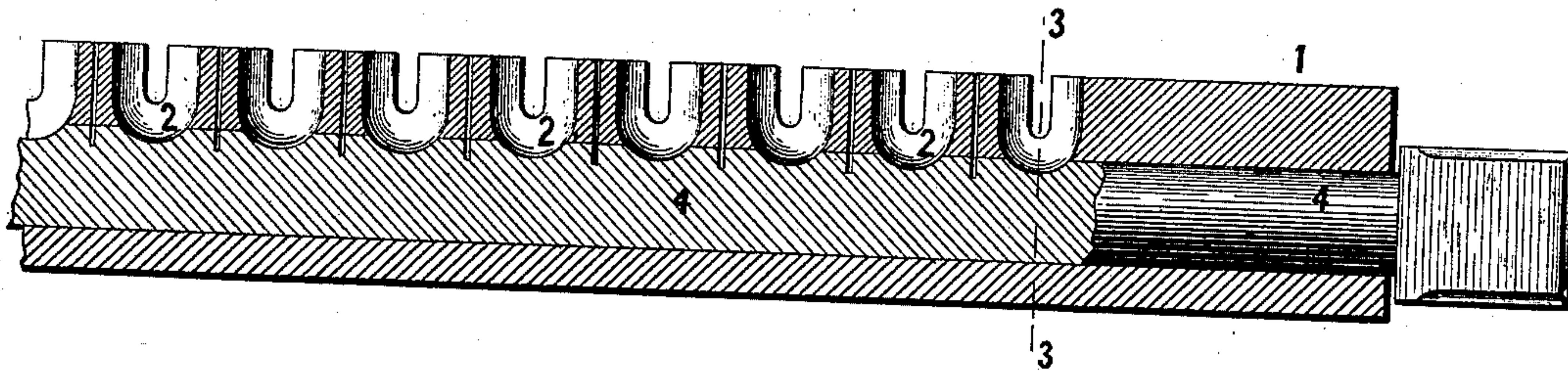
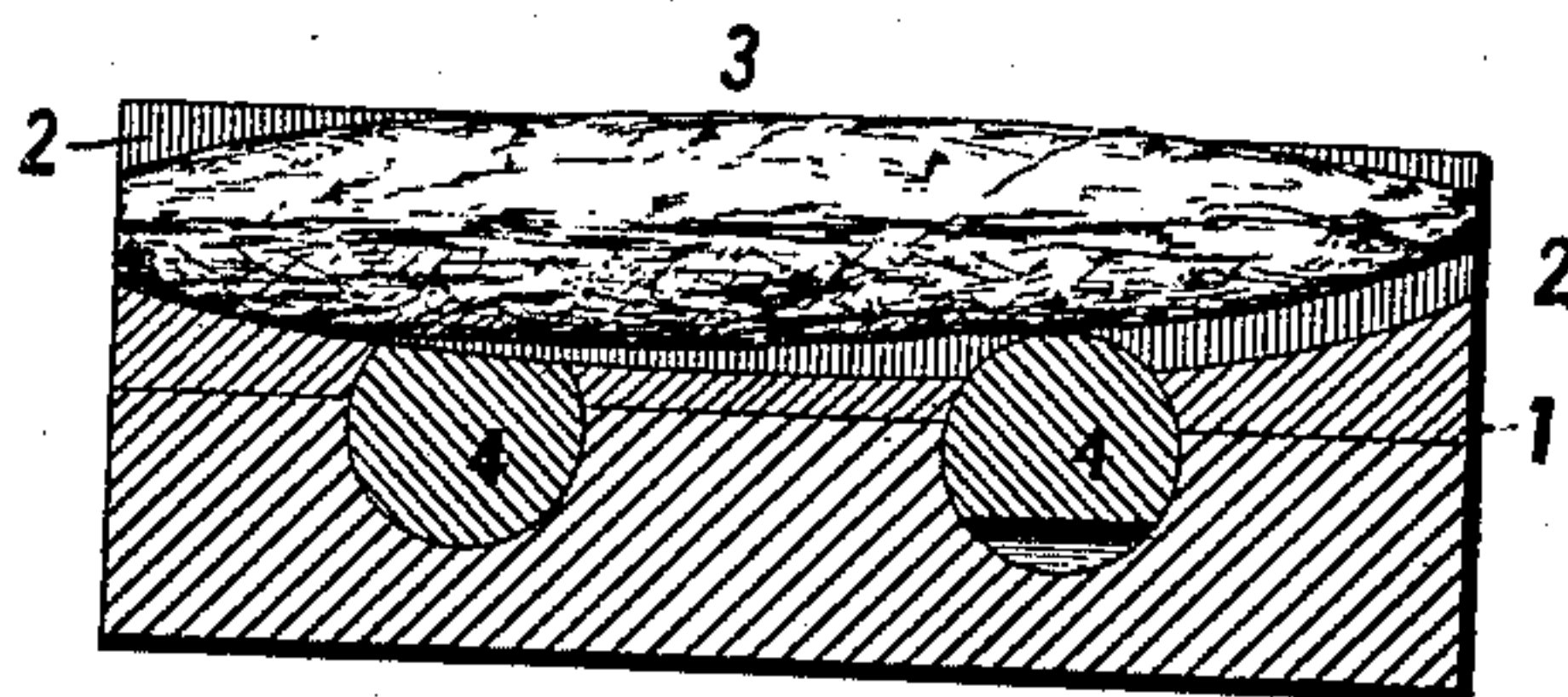


FIG. III.



ATTEST.

J. Henry Kaiser.
Geo. T. Smallwood.

INVENTOR.

Napoleon DuBrul,
by Knight Bros.
Attys.

UNITED STATES PATENT OFFICE.

NAPOLEON DU BRUL, OF CINCINNATI, OHIO.

CIGAR-MOLD.

SPECIFICATION forming part of Letters Patent No. 305,161, dated September 16, 1884.

Application filed October 8, 1883. (No model.)

To all whom it may concern:

Be it known that I, NAPOLEON DU BRUL, of Cincinnati, in the county of Hamilton and State of Ohio, have invented certain new and
5 useful Improvements in Cigar-Molds, of which the following is a specification.

In the use of cigar-molds at present employed in the process of forming cigar-bunches the bunch is apt to adhere to the surface of
10 the cup or matrix in which it lies on the removal of the upper die or matrix, and cannot therefore be so readily or perfectly withdrawn from the mold. To obviate this difficulty I provide a loosening device consisting of a rod
15 placed in the base of the lower matrix and passing through the bottom of each cup. The exposed portion of the rod in each cup is cut away, so that when the rod is in its normal position the cup will present a continuous sur-
20 face of the required shape, but when the rod is rotated each portion passing through the base of the matrix will act as a cam to lift the cigar-bunch from its seat, loosening it and adapting it to be readily removed.

25 In order that my invention may be fully understood, I will proceed to describe it with reference to the accompanying drawings, in which—

30 Figure I represents the lower matrix of a cigar-mold in plan. Fig. II is a vertical longitudinal section of the same. Fig. III is a vertical section on the line 3 3, Figs. I and II.

1 represents the lower die of a cigar-mold, which may be of ordinary shape, having mat-
35 rices or cups 2, in which are placed bunches, 3, to be pressed into shape. The die is perforated crosswise of the cups, through the bottoms thereof, and in the groove thus formed is fitted a rod, 4, prolonged at its outer end
40 beyond the end of the die; and adapted to be turned directly by hand or by means of a suitable lever. The portions of this rod project-

ing up into the cups are cut away, so as to present a continuous surface with the cups, and thus when the rod is in its normal posi- 45 tion avoid defacing the surface of the bunch. It will now be observed that by turning the rod, as indicated in Fig. III, the uncut portions thereof will be forced up into the matrices and the bunches lifted from their seats. I 50 have here shown two such rods employed; but I wish it understood that I may employ one or more thereof.

Having thus described my invention, the following is what I claim as new therein and 55 desire to secure by Letters Patent:

1. In a cigar-mold, the lower matrix-box provided with a bore opening into the bottoms of the matrices, in combination with a round bar having suitable notches registering with 60 said matrices and adapted to lift the bunches out by a rotary motion imparted thereto, as set forth.

2. The combination, with the base of a cigar-mold having a bore opening into the bot- 65 toms of the matrices, of a suitable cam-bar working in said bore and provided with notches, as and for the purpose set forth.

3. The combination, with the lower matrices formed with continuous sides and the base of 70 the mold having a bore let into the bottoms of said matrices, of a bar placed in said bore and provided with notches registering with the matrices, as and for the purpose set forth.

4. In a cigar-mold, in combination with a 75 series of matrices, 2, mounted on a suitable backing, the rod or rods 4, placed transversely in the bottoms of such matrices and having cam-shaped portions adapted to lift the bunches from their places, as set forth.

NAPOLEON DU BRUL.

Witnesses:

F. C. MILLER,
J. H. SIEVER.