

(No Model.)

M. BOURKE.
SASH FASTENER.

No. 305,138.

Patented Sept. 16, 1884.

Fig. 1.




Fig. 4.

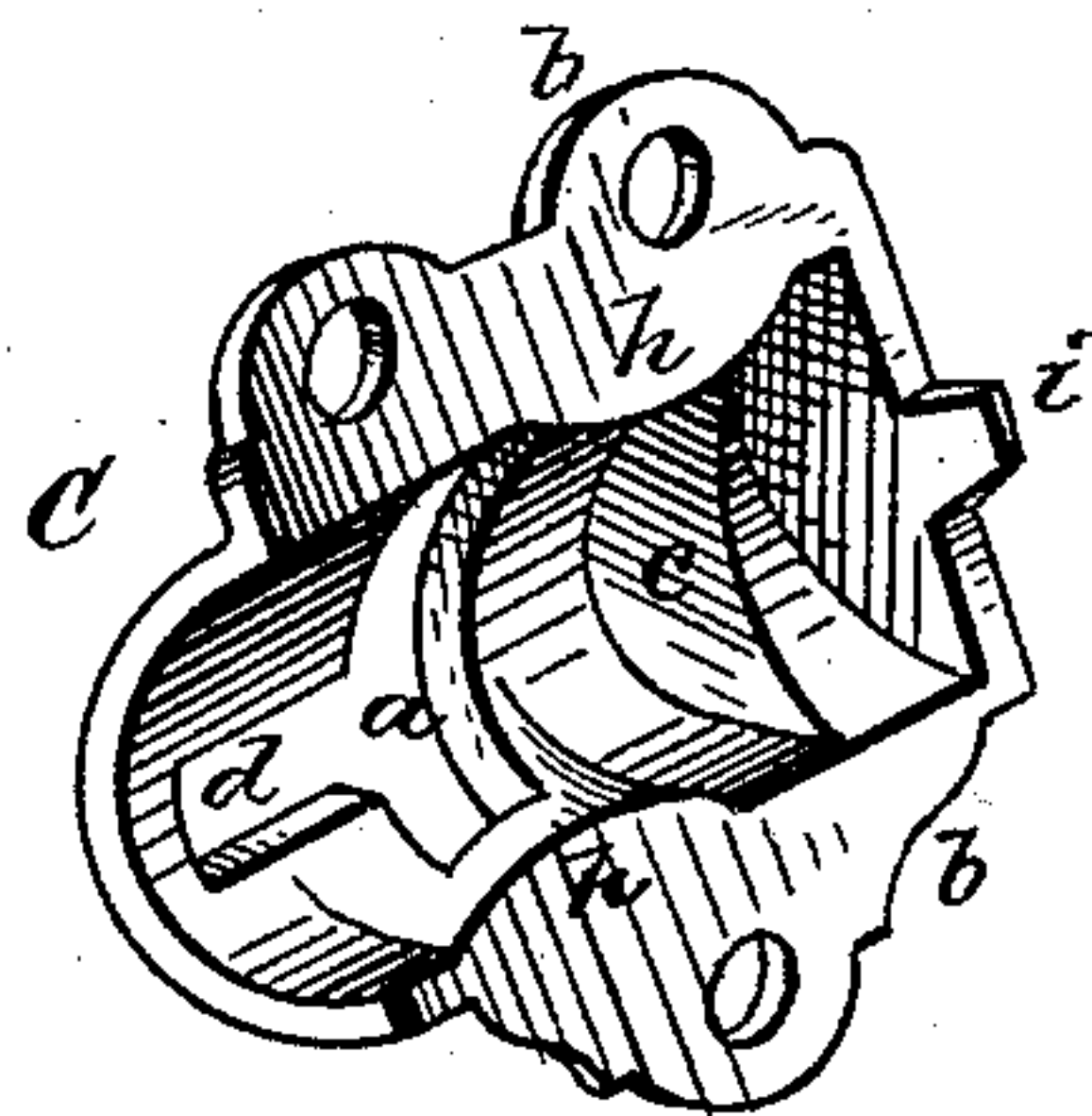


Fig. 2.

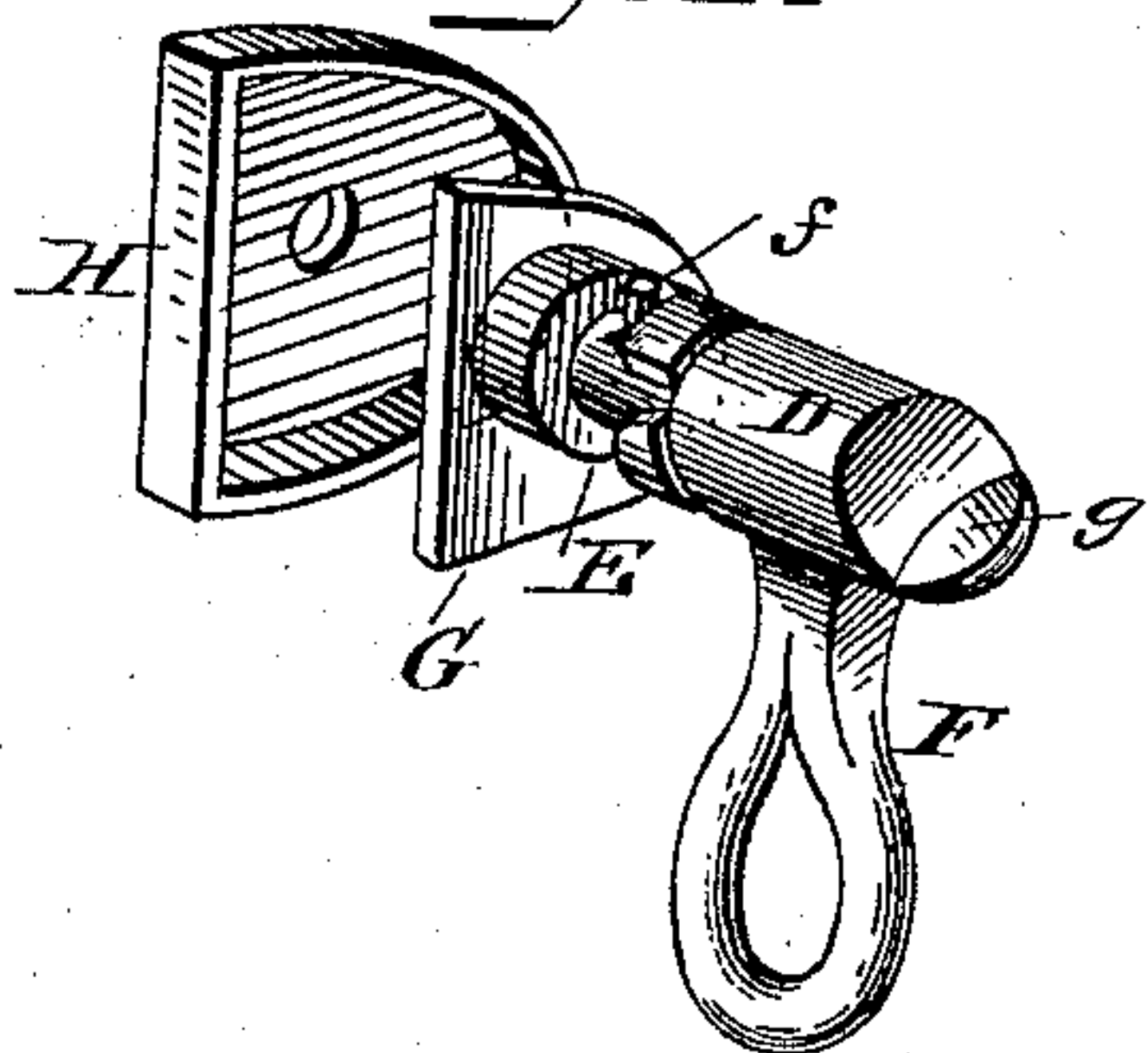


Fig. 3.

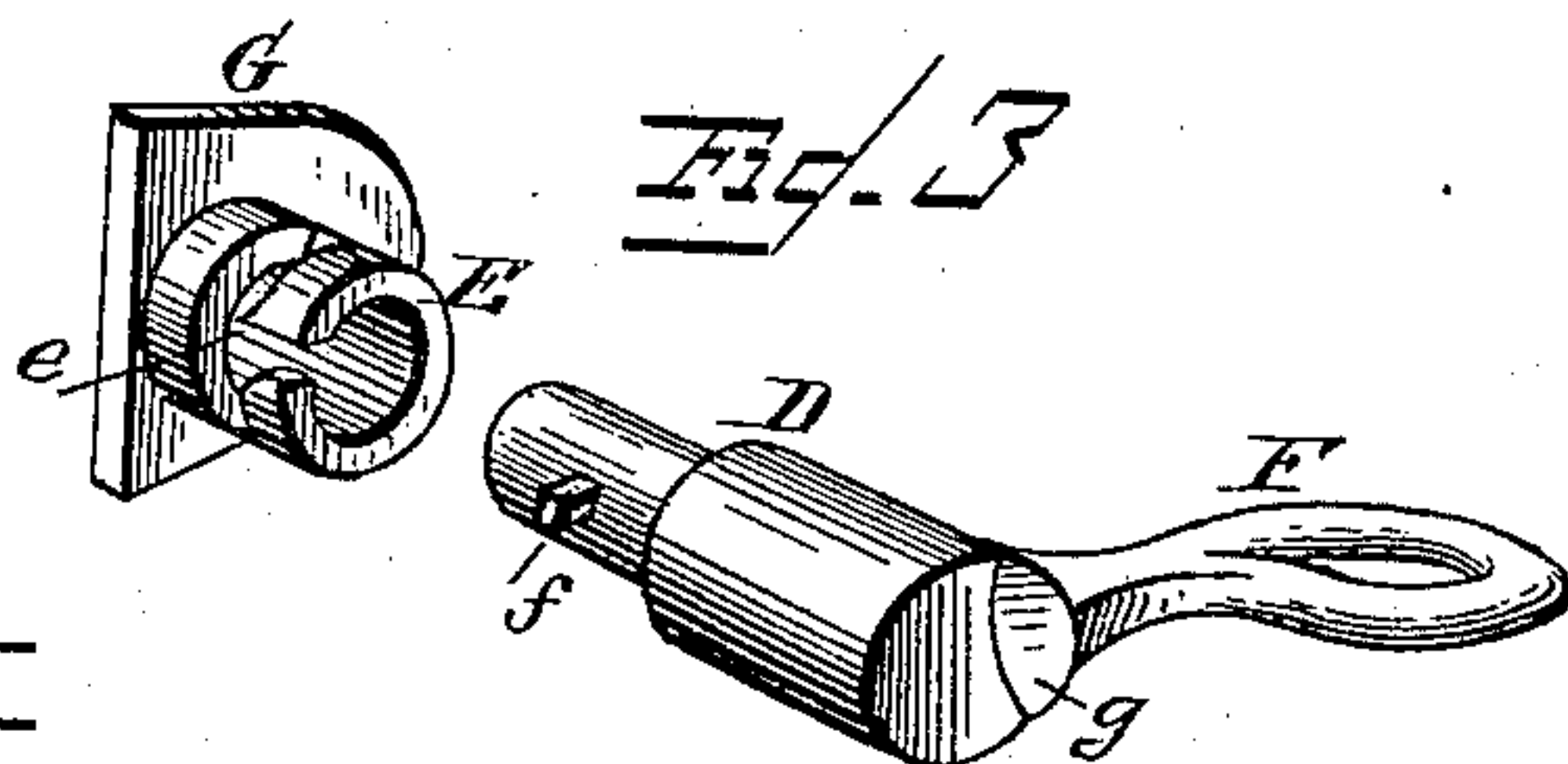
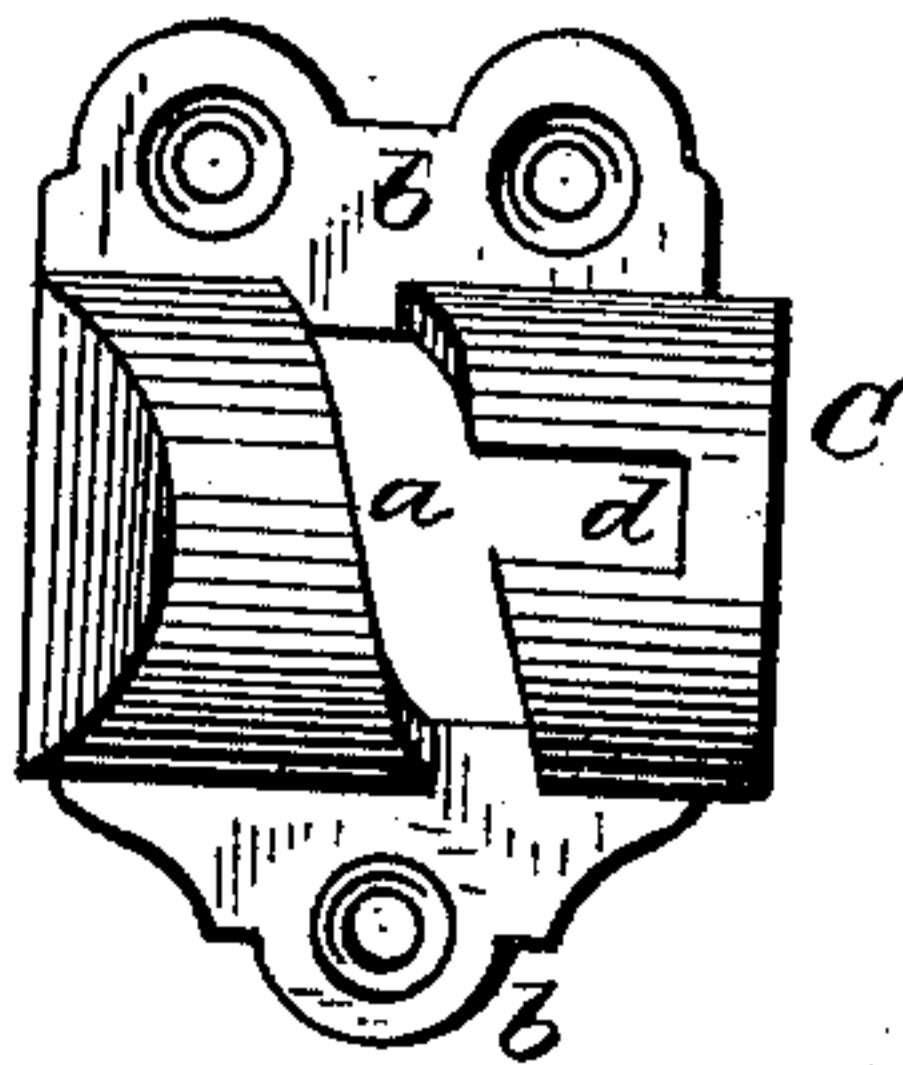


Fig. 5.



WITNESSES
F. L. Ostrand.
N. E. Oliphant

INVENTOR
Martin Bourke.
per Cha. H. Fowler
Attorney

UNITED STATES PATENT OFFICE.

MARTIN BOURKE, OF YOUNGSTOWN, OHIO.

SASH-FASTENER.

SPECIFICATION forming part of Letters Patent No. 305,138, dated September 16, 1884.

Application filed December 28, 1883. (No model.)

To all whom it may concern:

Be it known that I, MARTIN BOURKE, a citizen of the United States, residing at Youngstown, in the county of Mahoning and State of Ohio, have invented certain new and useful Improvements in Sash Holders and Locks; and I do hereby declare that the following is a full, clear, and exact description of the same, reference being had to the annexed drawings, making a part of this specification, and to the letters and figures of reference marked thereon.

Figure 1 of the drawings is a perspective view of a portion of a window sash and frame, showing the application of my invention; Fig. 2, a perspective view of the flanged or socket plate and two bolt-sections connected together; Fig. 3, a perspective view of the two bolt-sections, showing them separated; Fig. 4, a perspective view of the interior of the housing for containing the bolt, and Fig. 5 a plan view of the exterior thereof.

The present invention has relation to that class of sash-holders consisting of a diagonally-slotted housing containing two bolt-sections operated by a hand-lever cast on the inner one of the sections and extending through the diagonal slot in the housing.

In the above-described form of sash-holders the lever was flattened at its outer end for convenience of operating it, and was necessarily of greater width than the width of the diagonal slot. It was therefore necessary in order to introduce the bolt-section in the bottomless housing to first turn it at right angles thereto and pass the flattened end of the lever edgewise through the slot, and afterward turn it a quarter-circle to bring the lever and bolt section in operative position.

In my former patent, No. 291,672, dated January 8, 1884, to avoid the objectionable feature of having to turn the lever after passing it through the diagonal slot, the lever was made of such shape as to pass through the slot, no matter in what position the bolt-section was placed. Although this construction of lever obviated the necessity of turning it, as above described, it is preferable to flatten the lever at its outer end or have it sufficiently wide so that it can be more conveniently operated by the fingers.

The object of the invention therefore is to so construct the bottomless housing as to admit of a lever having a flattened or enlarged end being passed through the slot in its normal position without the necessity of turning it to bring it in operative position; also, improving the several details of construction, substantially as shown in the drawings, and hereinafter described and claimed.

In the accompanying drawings, A B represent, respectively, the window sash and frame, only a portion thereof being shown sufficient to illustrate the application of my invention.

The sash-holder consists of a bottomless diagonally-slotted housing, C, and a bolt formed in two sections, D E, the former having cast therewith a hand-lever, F, and the bolt-sections detachably connected together by a slot and pin, *e* and *f*. The housing C is provided with flanges *b*, for attaching it to the window-sash by screws, and has the diagonal slot *a*, through which the lever passes, and an inclined bearing, *c*, against which bears a similar incline, *g*, on the outer end of the bolt-section D.

The construction above described is substantially the same as that shown in my former patent hereinbefore referred to, and further reference to them is considered unnecessary.

The housing C is cast with shoulders *h* upon its interior sides and on a line diagonally opposite each other, so as to prevent the bolt from having too much play in a lateral direction. A spur, *i*, is also cast on the housing C at its end, and by pressing the housing against the window-sash sufficiently to embed the spur in the wood-work thereof the housing will be held in position until fastened by the screws.

The plate G on the end of the bolt-section E enters a socket-plate, H, connected to the window-frame by countersinking, so as to have the flanged edge of the socket-plate flush with the surface of the frame, whereby the device is rendered serviceable as a sash-lock as well as a sash-holder.

The lever F, as will be seen, is flattened or enlarged at its outer end; and to enable it to pass through the slot *a* with the bolt-section in its normal or working position, I provide a longitudinal slot, *d*, joining the diagonal slot

and at right angles thereto, as shown in Fig. 5. This addition of the slot *d* in relation to the slot *a*, as shown, presents a sufficiently wide opening to allow the larger portion of the lever to be passed up through the housing without having to insert it in any particular way and afterward turn it to bring the bolt-section in operative position, as heretofore.

Having now fully described my invention, what I claim as new, and desire to secure by Letters Patent, is—

1. In a sash-holder, a horizontal bolt formed in sections detachably connected together by a slot and pin and provided with a hand-lever, in combination with a bottomless diagonally-slotted housing having a longitudinal slot joining the diagonal slot and at right angles

thereto, substantially as and for the purpose specified.

2. A bolt formed in sections detachably connected together by slot and pin, and provided with an operating-lever, in combination with a bottomless diagonally-slotted housing having a longitudinal slot joining the diagonal slot, a spur cast on its end, and shoulders on its inner side, substantially as and for the purpose described.

In testimony that I claim the above I have hereunto subscribed my name in the presence of two witnesses.

MARTIN BOURKE.

Witnesses:

N. E. OLIPHANT,
C. A. NEALE.