

(No Model.)

C. G. BLOOMER.

BUTTON OR STUD.

No. 305,137.

Patented Sept. 16, 1884

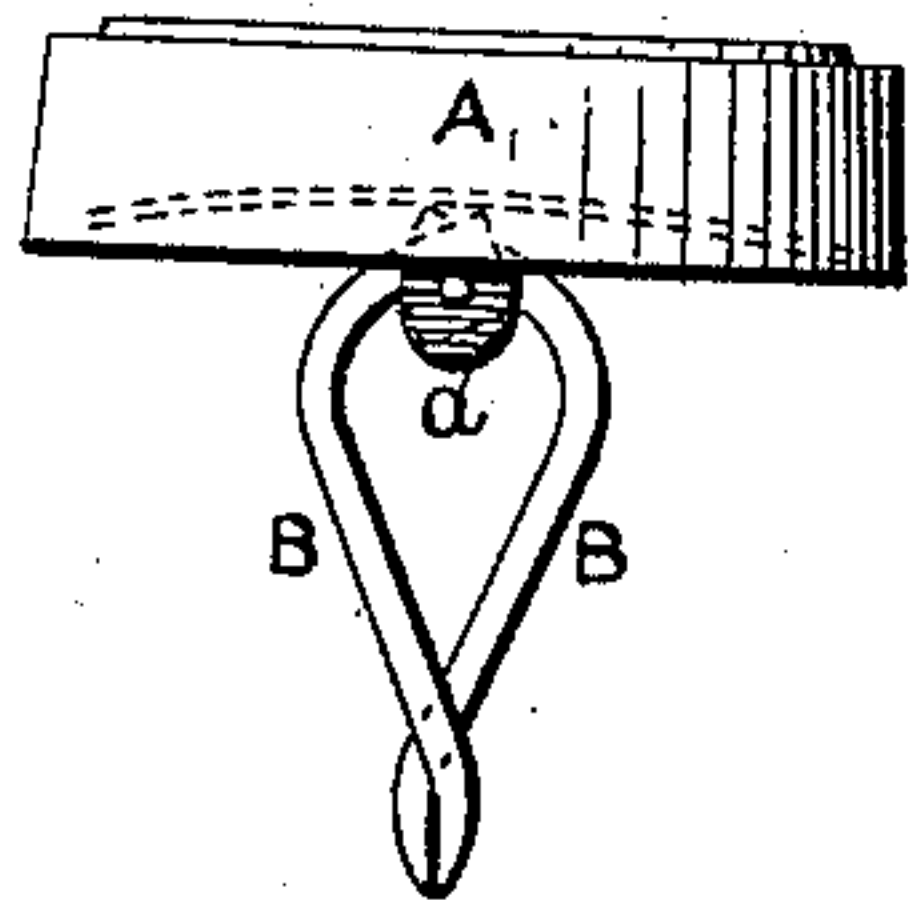


FIG. 1.

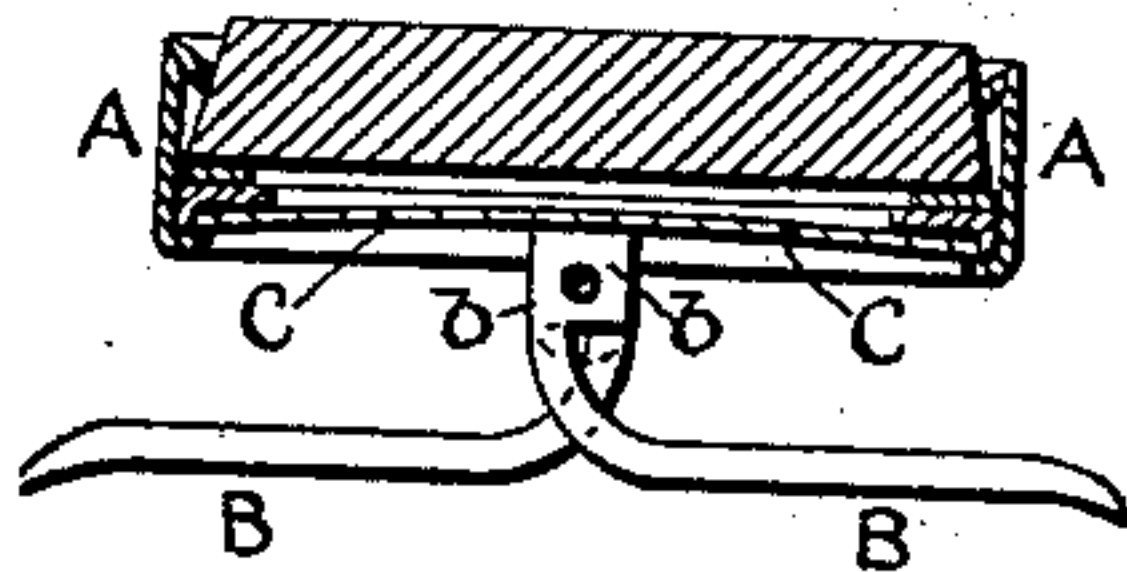


FIG. 2.

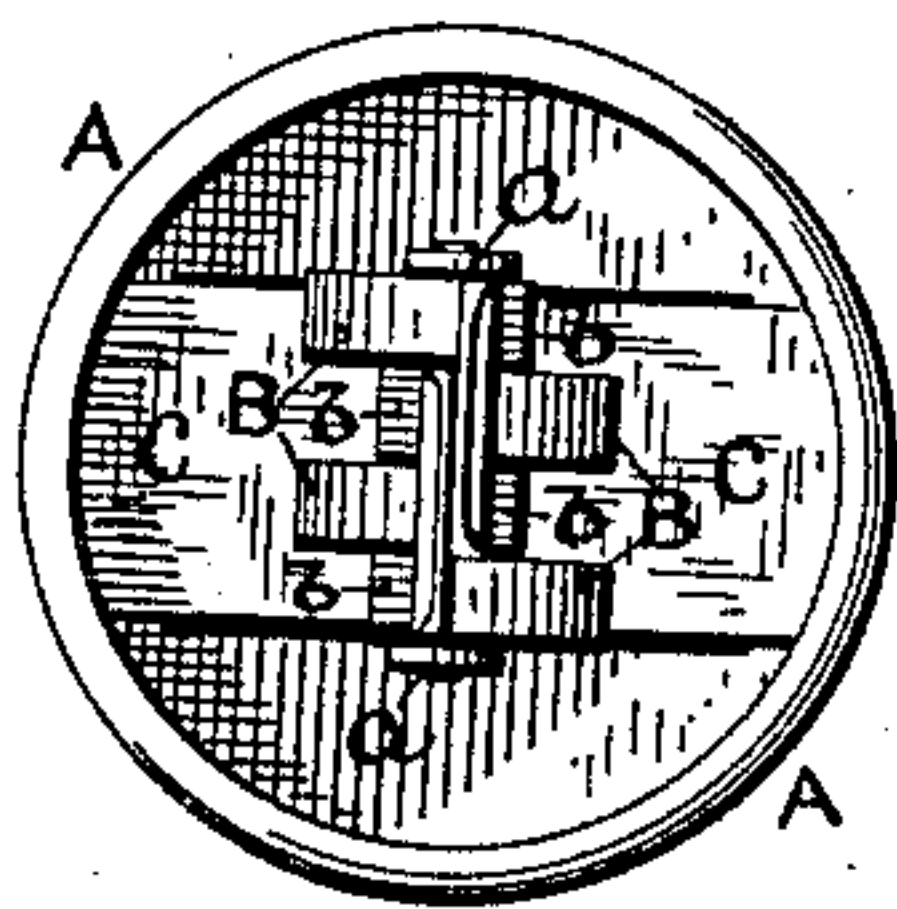


FIG. 3.

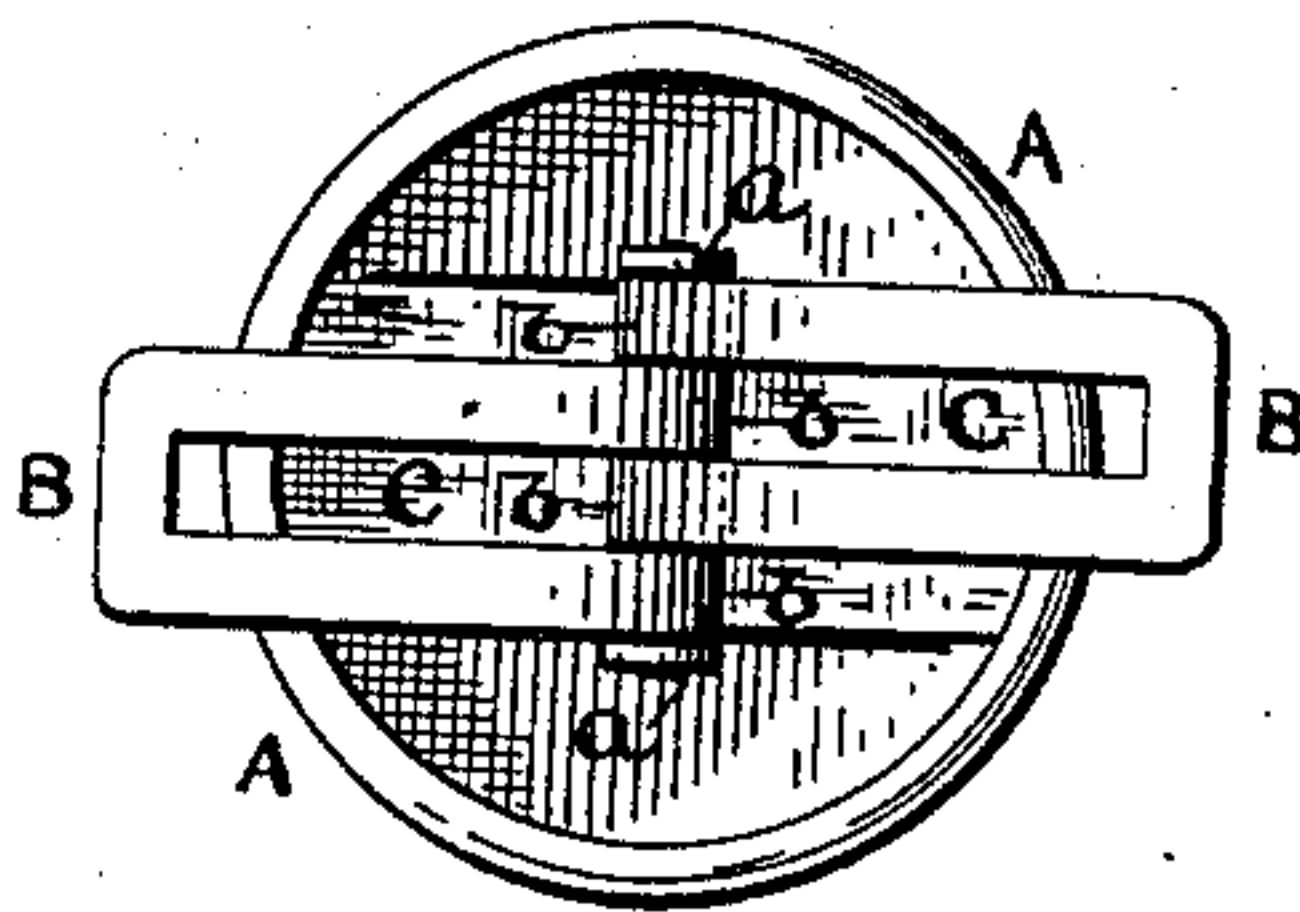


FIG. 4.

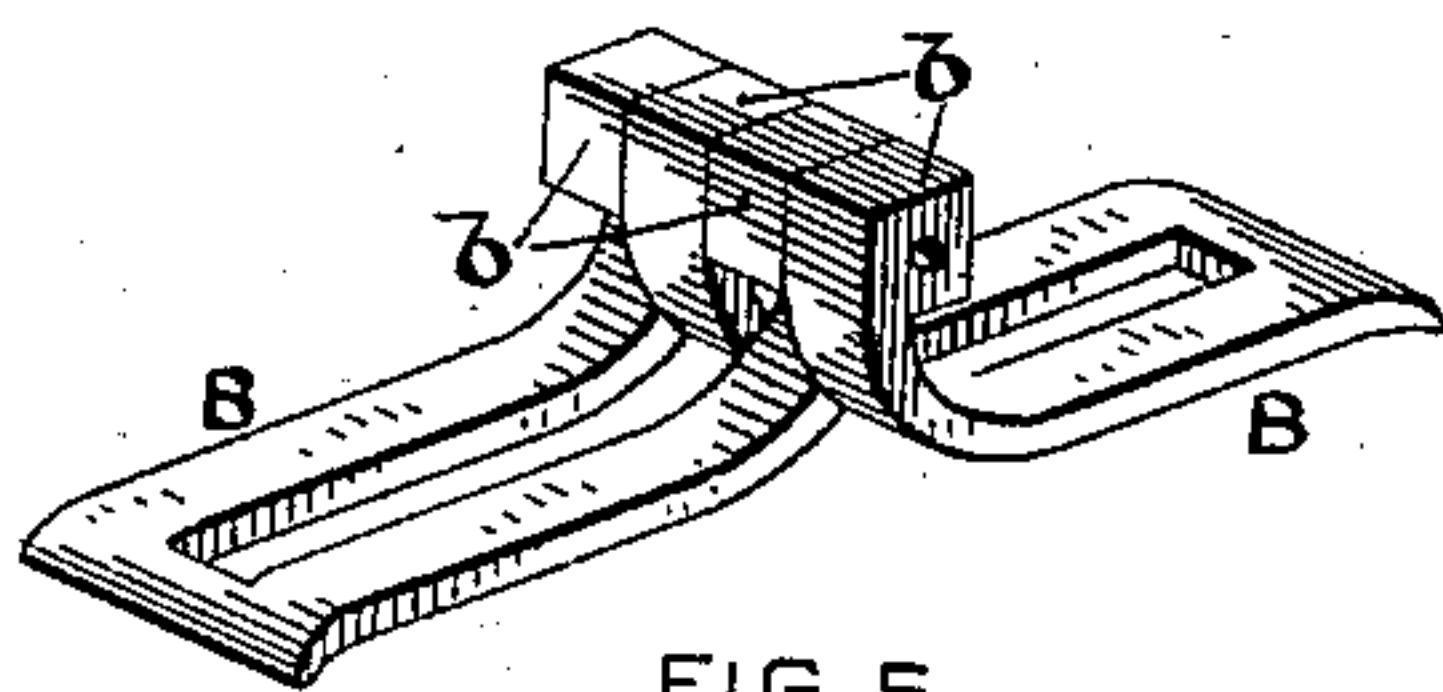


FIG. 5.

WITNESSES,

*Henry J. Stapleton.*

*Geo. W. Carey.*

INVENTOR,

*Charles G. Bloomer*

by *Edwin Salisbury Jones*  
Attorney.

# UNITED STATES PATENT OFFICE.

CHARLES G. BLOOMER, OF CRANSTON, RHODE ISLAND.

## BUTTON OR STUD.

SPECIFICATION forming part of Letters Patent No. 305,137, dated September 16, 1884.

Application filed July 21, 1884. (No model.)

*To all whom it may concern:*

Be it known that I, CHARLES G. BLOOMER, of Cranston, in the county of Providence and State of Rhode Island, have invented a new and useful Improvement in Buttons and Studs; and I do hereby declare the following specification, taken in connection with the accompanying drawings, forming a part of the same, to be a description thereof.

10 This invention consists in a button or stud provided with two bent arms, each of which is hinged to the button-head so as to swing, and having cam shape inner ends, and a spring located in said head and engaging the cam-  
15 shape ends of the arms to lock them both in open and in closed position.

It also consists in making these arms duplicates, bifurcating them, and hinging them to the head in an interlocked position, whereby  
20 the expense of manufacturing the button is reduced, a better appearance is secured, and an equally broad surface is presented to the linen on each arm, as will hereinafter appear.

Referring to the drawings, Figure 1 represents a sleeve-button embodying the invention, with the arms in position to be inserted into the button-holes. Fig. 2 shows said button in partial section, with the arms in position to hold the button in place. Figs. 3 and  
30 4 represent rear views of the button, with the arms in the positions shown in Figs. 1 and 2, respectively. Fig. 5 represents the two arms detached and in perspective.

A is the button-head.

35 B B are the two arms, which are bent near their inner ends. The inner ends, *b b*, of the arms are made rectangular or cam shape, and are hinged to the button-head in any preferred manner as to lugs *a a* on the back plate of  
40 said head, so that both can swing.

A spring, C, is located in the button-head, so as to engage the cam-shape ends of the arms and lock them in a position to be inserted into the button-holes, as shown in Figs. 1 and 3, and also in position to retain the button in place, as shown in Figs. 2 and 4.

As particularly shown in Figs. 3, 4, and 5, the arms B B are duplicates, which enables the button to be made at less expense than when such arms are dissimilar, and gives to  
50 the button a better appearance. They are bifurcated, and interlocked so as to swing, and each presents the same amount of surface for engagement with the cuff.

I do not claim, broadly, a button or stud  
55 having two bent arms hinged to the head thereof so both can swing.

What I claim, and desire to secure by Letters Patent, is—

1. As an improved article of manufacture, 60 a button or stud having a head, two bent arms hinged thereto, so that both can swing, and provided with cam-shape inner ends, and a spring located in the head, engaging the cam-shape ends of the arms, and adapted to lock  
65 said arms in a position to be inserted into the button-holes, and also in a position to hold the button in place, substantially as set forth.

2. A button or stud having a head, two bifurcated duplicate arms interlocked and hinged  
70 to said head, so that both can swing, and having cam-shape inner ends, and a spring located in the head, engaging the cam-shape ends of the arms, and adapted to lock them both in an open and a closed position, substantially as set forth.

CHARLES G. BLOOMER.

Witnesses:

EDSON SALISBURY JONES,  
EDWARD H. WALTER.