

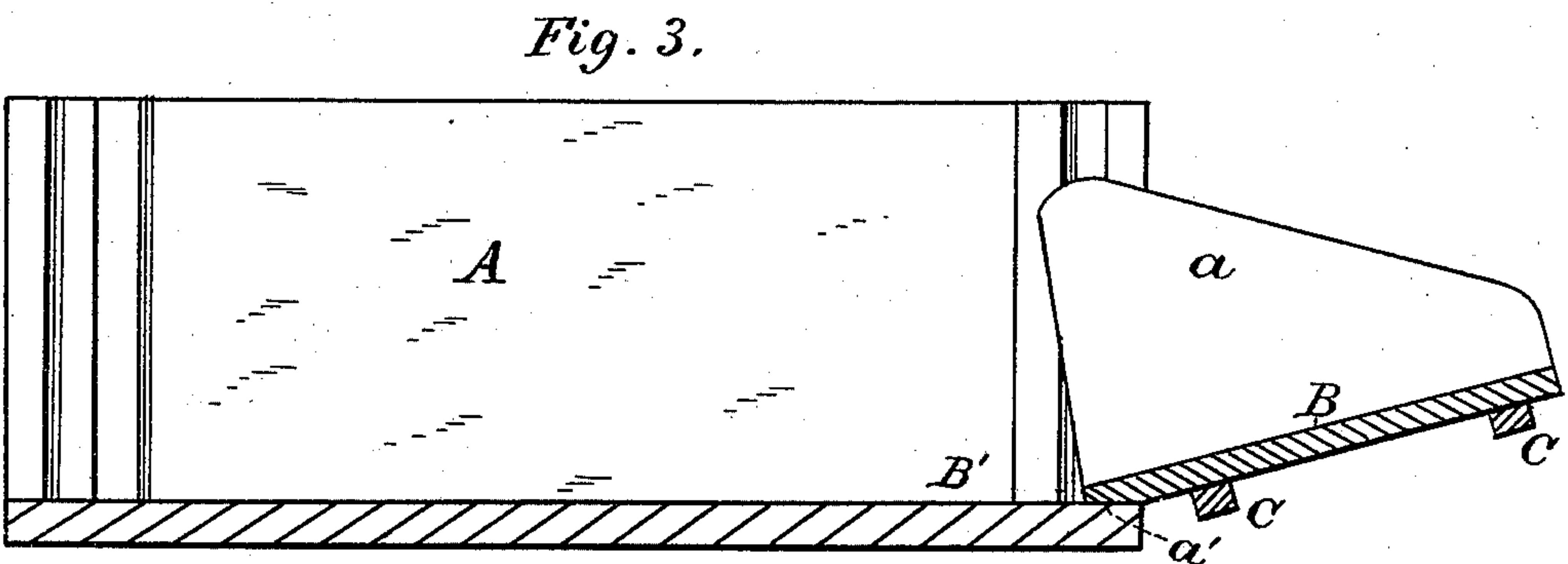
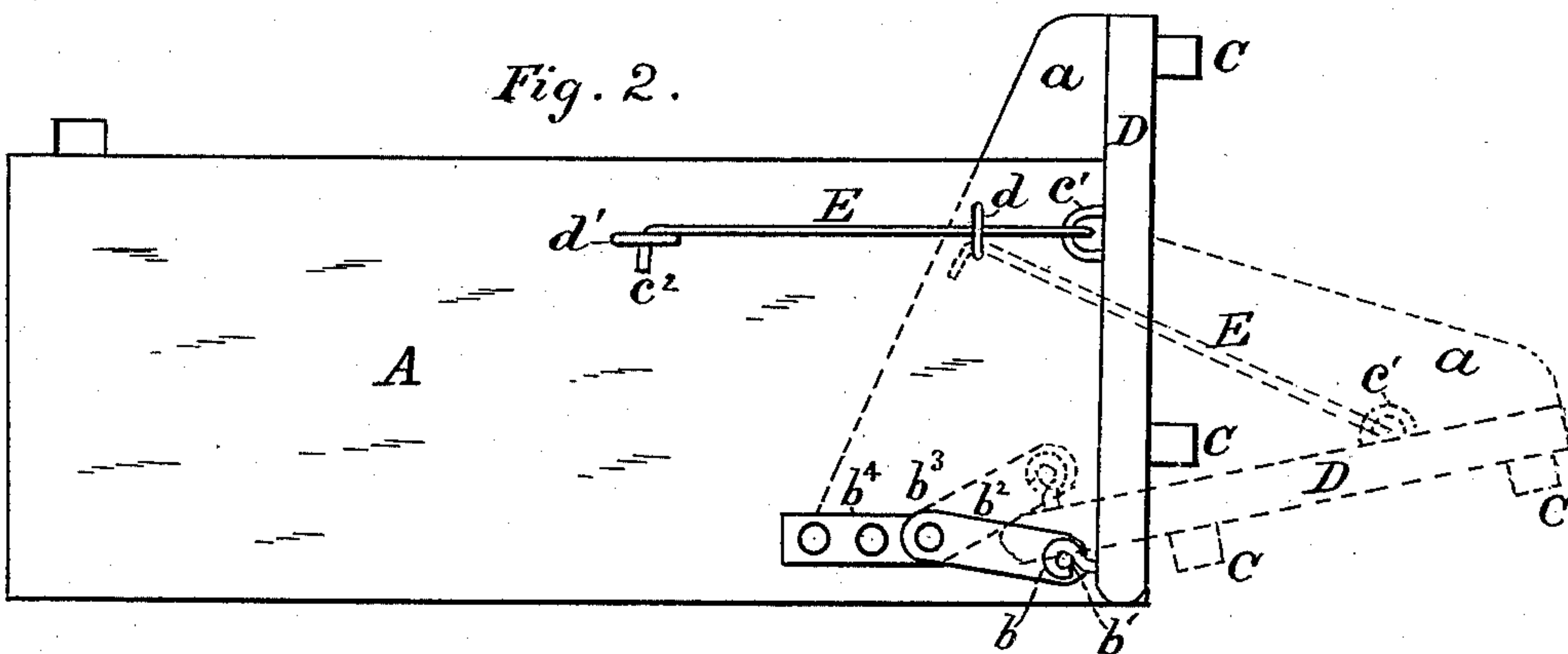
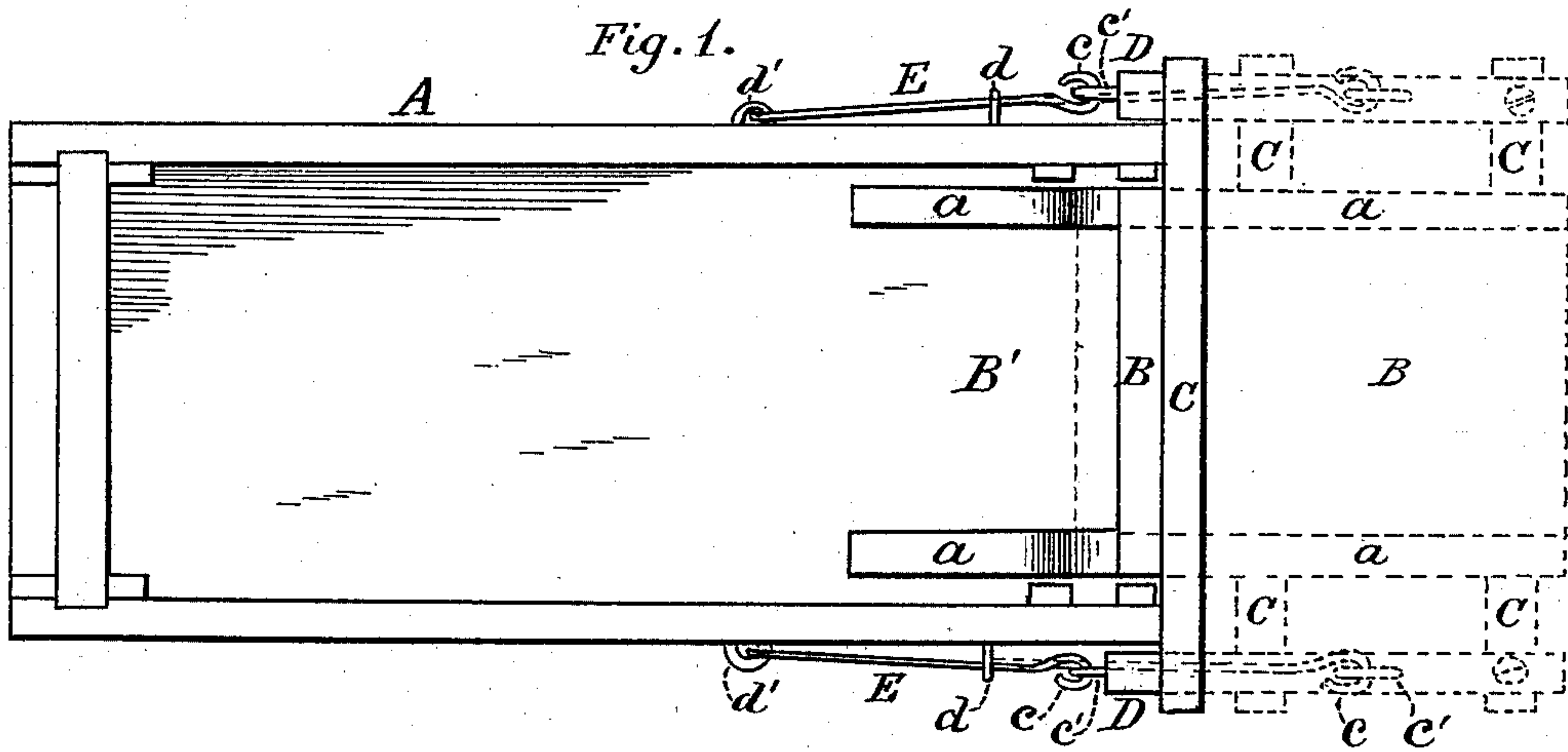
(No Model.)

P. KRATZ.

END GATE.

No. 305,083.

Patented Sept. 16, 1884.



Witnesses:

Wm. A. Rosenthal

H. A. Daniels

Inventor:

Philip Kratz

by W. T. Purvis
Atty.

UNITED STATES PATENT OFFICE.

PHILIP KRATZ, OF ONAWA, IOWA.

END-GATE.

SPECIFICATION forming part of Letters Patent No. 305,083, dated September 16, 1884.

Application filed March 8, 1884. (No model.)

To all whom it may concern:

Be it known that I, PHILIP KRATZ, a citizen of the United States of America, residing at Onawa, in the county of Monona and State of Iowa, have invented certain new and useful Improvements in End-Gates and Shovel-Boards for Wagon-Beds, of which the following is a specification, reference being had therein to the accompanying drawings.

My invention relates to end-gates and shovel-boards for wagon-beds; and it consists of the construction of the gate and board and the devices employed for supporting the gate in the open and closed positions, as hereinafter fully set forth.

In the drawings referred to, Figure 1 is a top view of a wagon-box having my improved end-gate and shovel-board, shown closed by full lines and open by broken lines. Fig. 2 is a side elevation, and Fig. 3 is a longitudinal section, of the same.

A is the wagon-box.

B is the shovel-board, provided with the side or cheek boards, *a a*, constructed to fit neatly inside of the sides of the box. This board is attached to the horizontal bars *C C*, which are attached at their ends to the vertical bars *D D*, extending outside of the sides of the bed, as shown. The lower end of this shovel-board is reduced to a thin substance by the outer bevel, *a'*, for the purpose of placing the inner surface of the board as nearly as practicable flush with the upper surface of the bottom *B'* of the bed, as seen in Fig. 3 of the drawings. The lower ends of the bars *D* are provided with eyes or staples *b*, to receive the outwardly-extending pins *b'* on the rear ends of the flat bars *b²*, which are pivoted at *b³* to the flat bars *b⁴*, which are attached to the sides of the bed.

E E designate stay-rods, the outer ends of which have formed upon them eyes *c*, which

are connected with and held in the eyes or staples *c'*, fastened to the bars *D*. These stay-rods are extended through the eyes or staples *d*, attached to the sides of the box near the top, and the forward ends of the rods are bent downward, forming the hooks *c²*, to be inserted in the eyes *d'* for holding the gate in an upright position. The gate, when open, is supported in position by the hooks *c²* on the stay-rods holding against the staples *d*, as shown. The pivoted bars *b²*, to which the bars *D* are attached, allow the requisite vertical movements of the lower portion of the gate in opening and closing it, and these pivoted bars enable the gate to be more readily adjusted in the required positions when opened or closed.

I am aware of the Patent No. 196,986, which shows devices similar to mine for holding the upper portion of the end-gate in a closed or an open position, and shows the lower part of the end-gate held by hooks and eyes, and I do not claim such construction of devices; but

What I claim as new, and desire to secure by Letters Patent, is—

In a wagon-box end-gate having the vertical bars *D D*, the combination of the eyes *b*, attached to the forward sides of the bars, the arms *b² b²*, pivoted at the forward ends to flat bearings *b⁴*, which are fastened directly to the sides of the wagon-box, the outwardly-extended pins *b' b'*, rigidly connected with the rear ends of the arms, and extended through the eyes *b*, and means, substantially as set forth, for supporting the end-gate in its closed and open positions, substantially as and for the purposes described.

In testimony whereof I affix my signature in presence of two witnesses.

PHILIP KRATZ.

Witnesses:

S. B. MARTIN,
J. S. MAUGHLIN.