

(No Model.)

H. E. HUSTED, Jr.

NUT LOCK.

No. 305,004.

Patented Sept. 9, 1884.

Fig. 1.

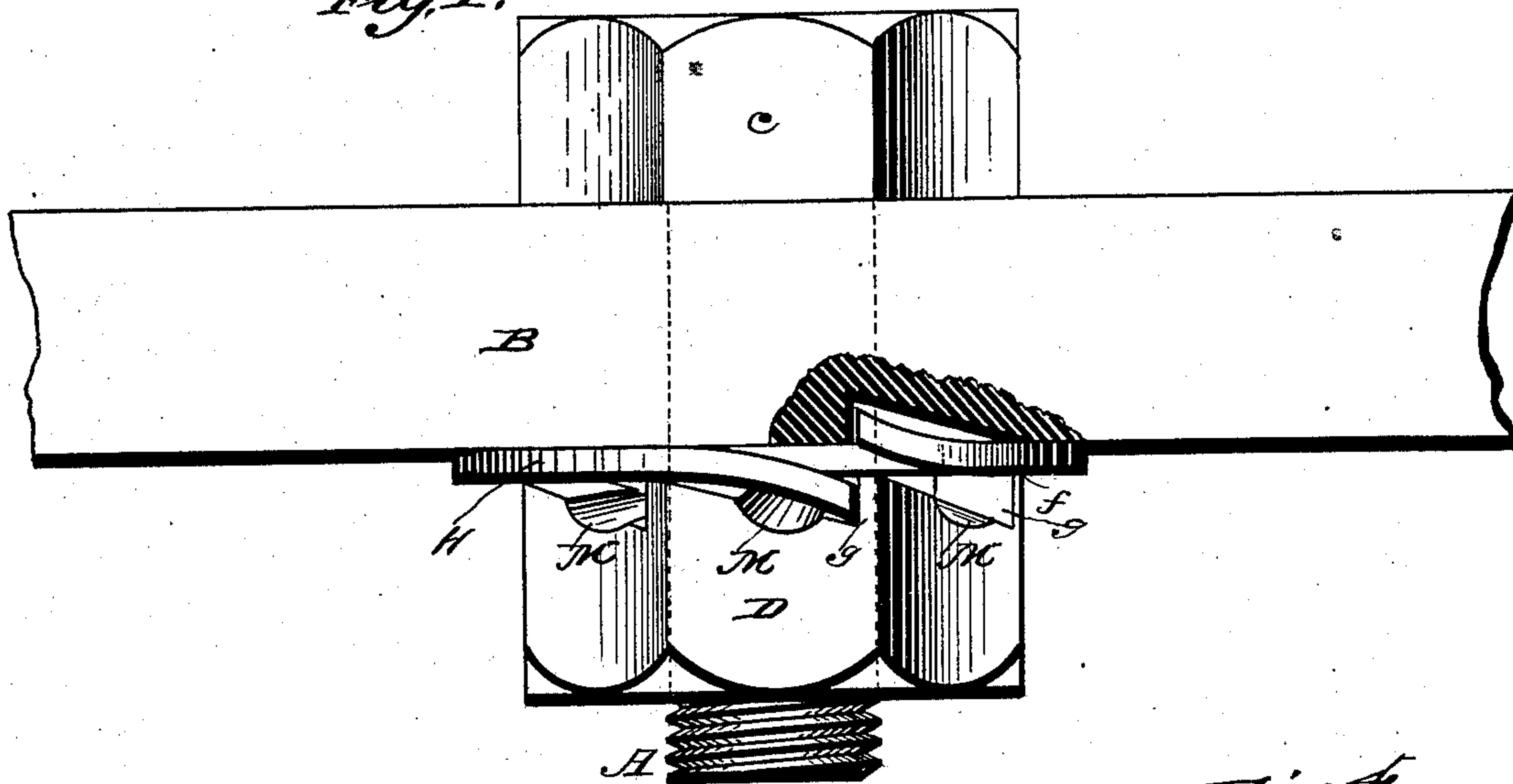


Fig. 2.

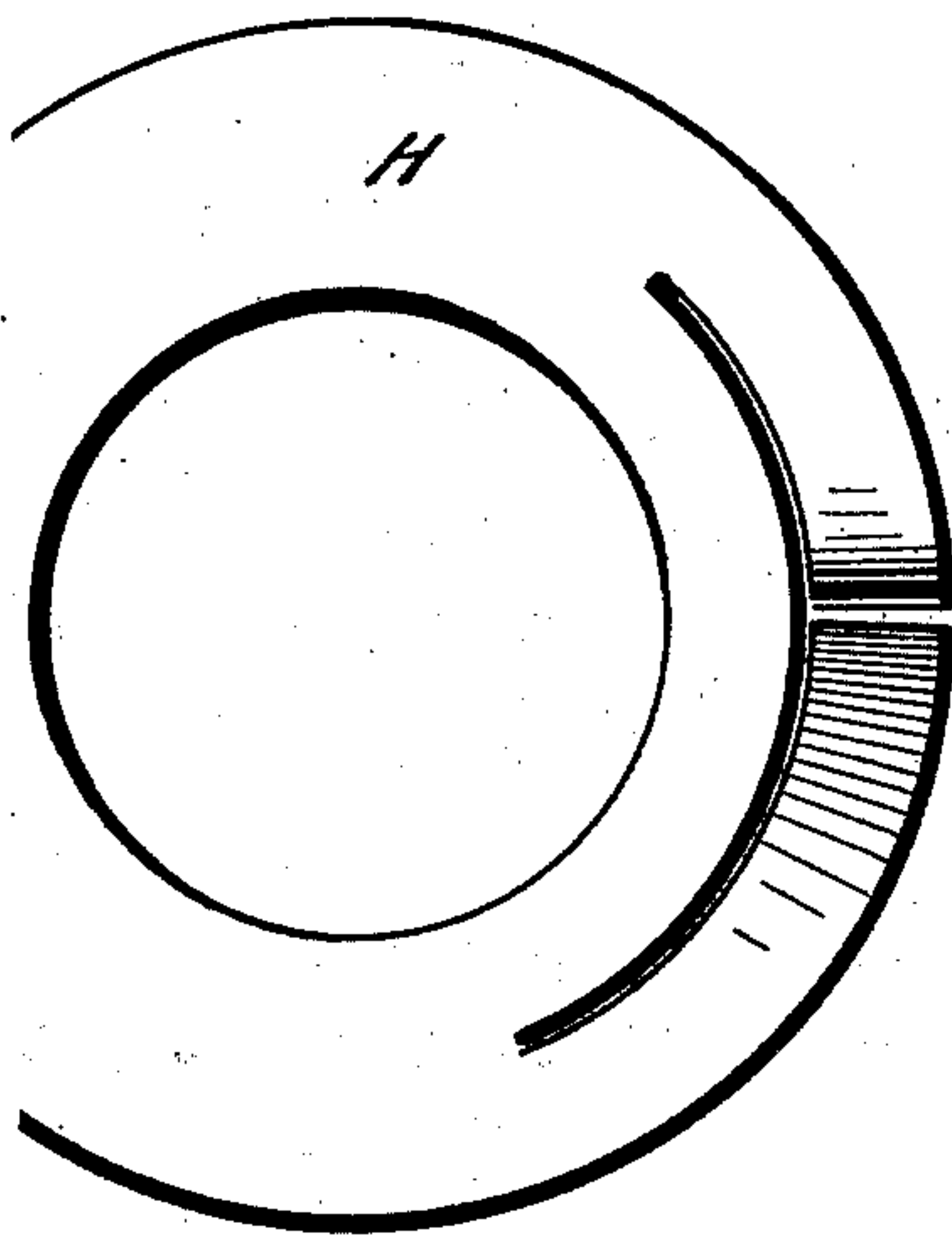


Fig. 3.


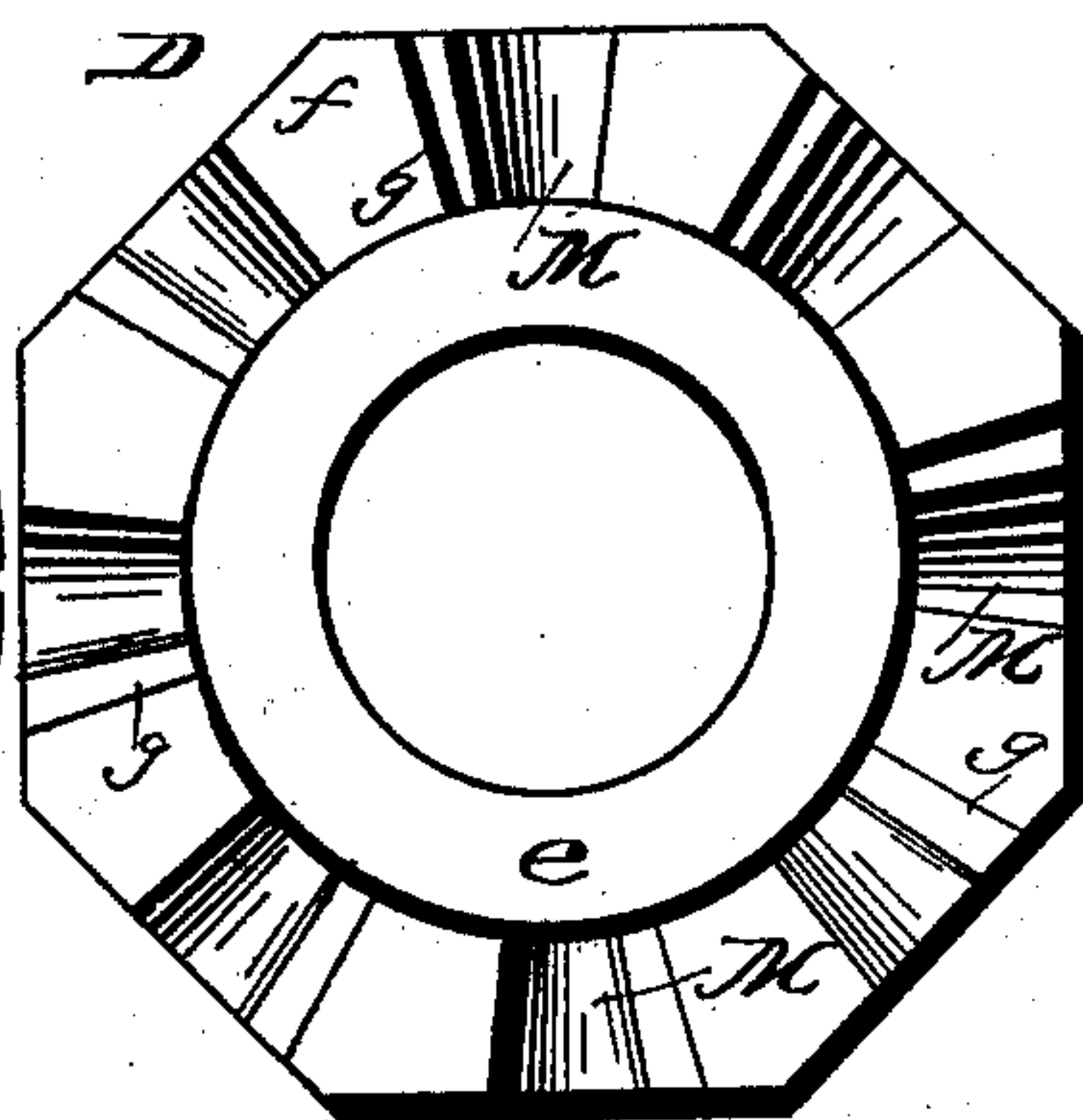
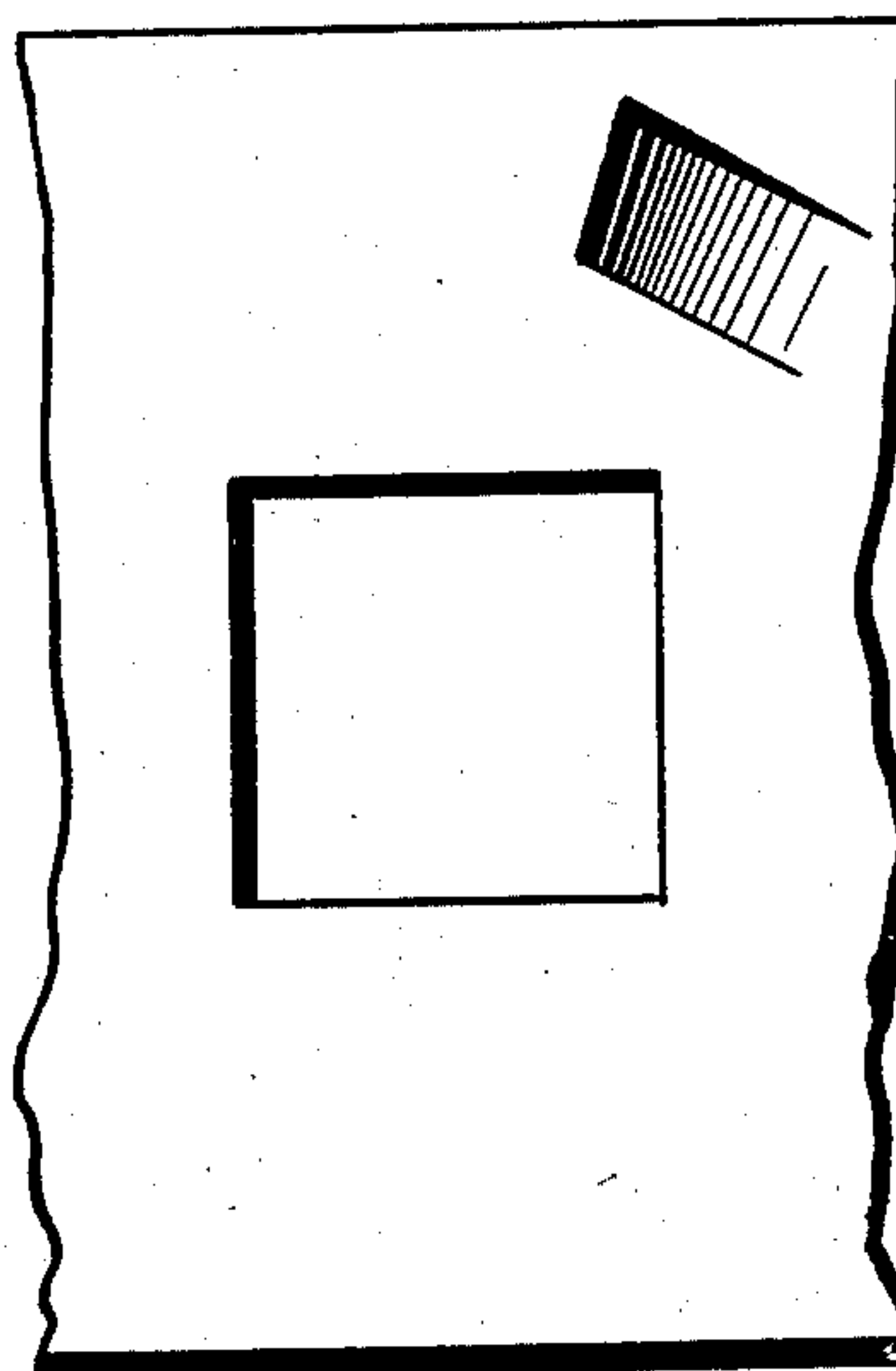


Fig. 5.

Fig. 4.



WITNESSES
E. H. Bates.
P. L. Masi.

INVENTOR
Hosea E. Husted Jr.
by Anderson & Smith
his ATTORNEYS

UNITED STATES PATENT OFFICE.

HOSEA E. HUSTED, JR., OF PITTSBURG, PENNSYLVANIA.

NUT-LOCK.

SPECIFICATION forming part of Letters Patent No. 305,004, dated September 9, 1884.

Application filed May 14, 1884. (No model.)

To all whom it may concern:

Be it known that I, HOSEA E. HUSTED, JR., a citizen of the United States, residing at Pittsburg, in the county of Allegheny and State of Pennsylvania, have invented certain new and useful Improvements in Nut-Locks; and I do declare the following to be a full, clear, and exact description of the invention, such as will enable others skilled in the art to which it appertains to make and use the same, reference being had to the accompanying drawings, and to letters or figures of reference marked thereon, which form a part of this specification.

Figure 1 of the drawings is a plan view of my device. Fig. 2 is a face view of the washer. Fig. 3 is a face view of the nut. Fig. 4 is a front view of the fish-plate, and Fig. 5 is a top view of the nut.

This invention has relation to nut-locks; and it consists in providing an extension or collar on the lower end of the nut, together with serrations on the lower face of the shoulders to work in connection with a spring-washer, and recesses, as hereinafter described, for the introduction of a tool to liberate such washer from the serrations, all as specified, and pointed out in the claims.

The letter A of the drawings represents a threaded bolt having a solid head, *c*, and B indicates a plate through which said bolt passes, and to which it may be locked, and from which it may be unlocked at will.

The letter D represents my locking-nut. This is constructed with an extension or collar, *e*, of less diameter than the main body of the nut, leaving shoulders or ledges *f* overhanging the same, as shown on Figs. 1, 3, and 5 of the drawings. The extension *e* is designed to pass through the central aperture of the washer, and may engage the plate B, so that a very firm locking of the joints may be had, and one which will not permit the nut to rattle or shake off. These shoulders or ledges *f* are serrated to provide stops or abutments *g* for the spring-washer, with which they coact to form a lock.

The letter H represents my spring-washer, which acts, in the usual manner, with a serrated nut in the locking process.

The letters M represent recesses formed in the ledges of the nut. They are preferably of a semicircular form; but that shape is not indispensable. They may be rectangular or triangular in form without essentially impairing their usefulness. The object of these recesses is to provide ready means for introducing a suitable tool under the spring-washer, to release it from the shoulder, against which its upturned end or projection rests when the nut is locked.

I design at an early day to make application for a patent upon a peculiar implement I have invented to enter a recess, M, to release said spring-washer.

It is obvious that when a nut is provided with the collar or extension *e* it will have a secure bearing upon the plate, while the spring-washer is interposed between the ledge and the plate, instead of under the base of the nut, as has usually been done.

I claim as my invention—

1. As an improvement in nut-locks, the combination, with a threaded bolt and spring-washer, H, of a nut, D, having recesses to engage the spring end of the washer, and a tubular flange or extension, *e*, adapted to pass through the central aperture of the said washer, substantially as specified.

2. The combination, with a threaded bolt and an apertured spring-washer, H, of the recessed plate B and the nut D, having its engaging side serrated, and provided with the concave recesses M, and tubular extension *e*, adapted to pass through the said aperture of the washer, substantially as specified.

In testimony whereof I affix my signature in presence of two witnesses.

HOSEA E. HUSTED, JR.

Witnesses:

PHILIP C. MASI,
THEODORE S. WEST.