

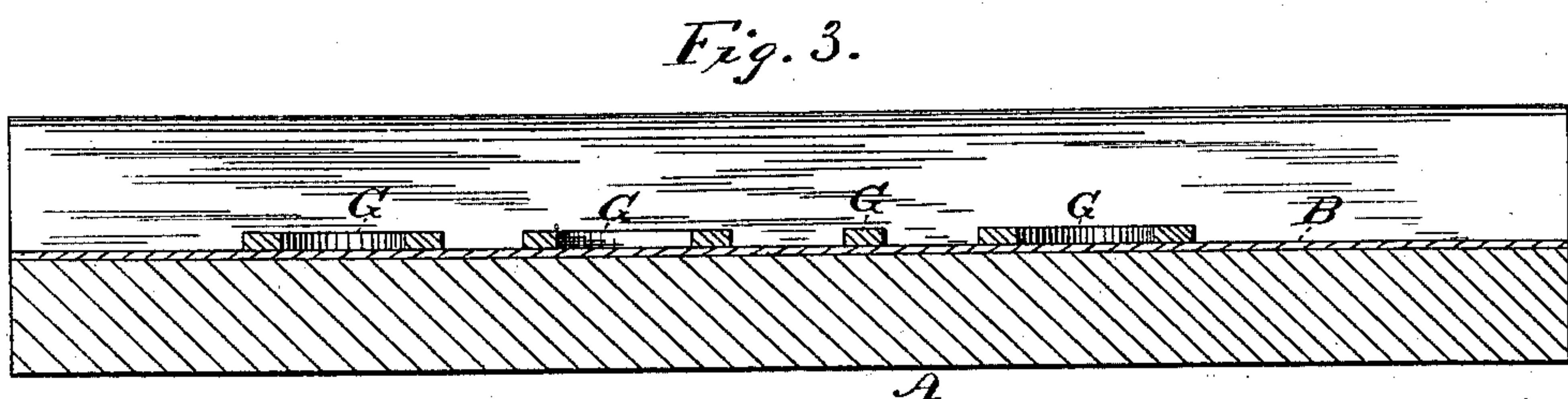
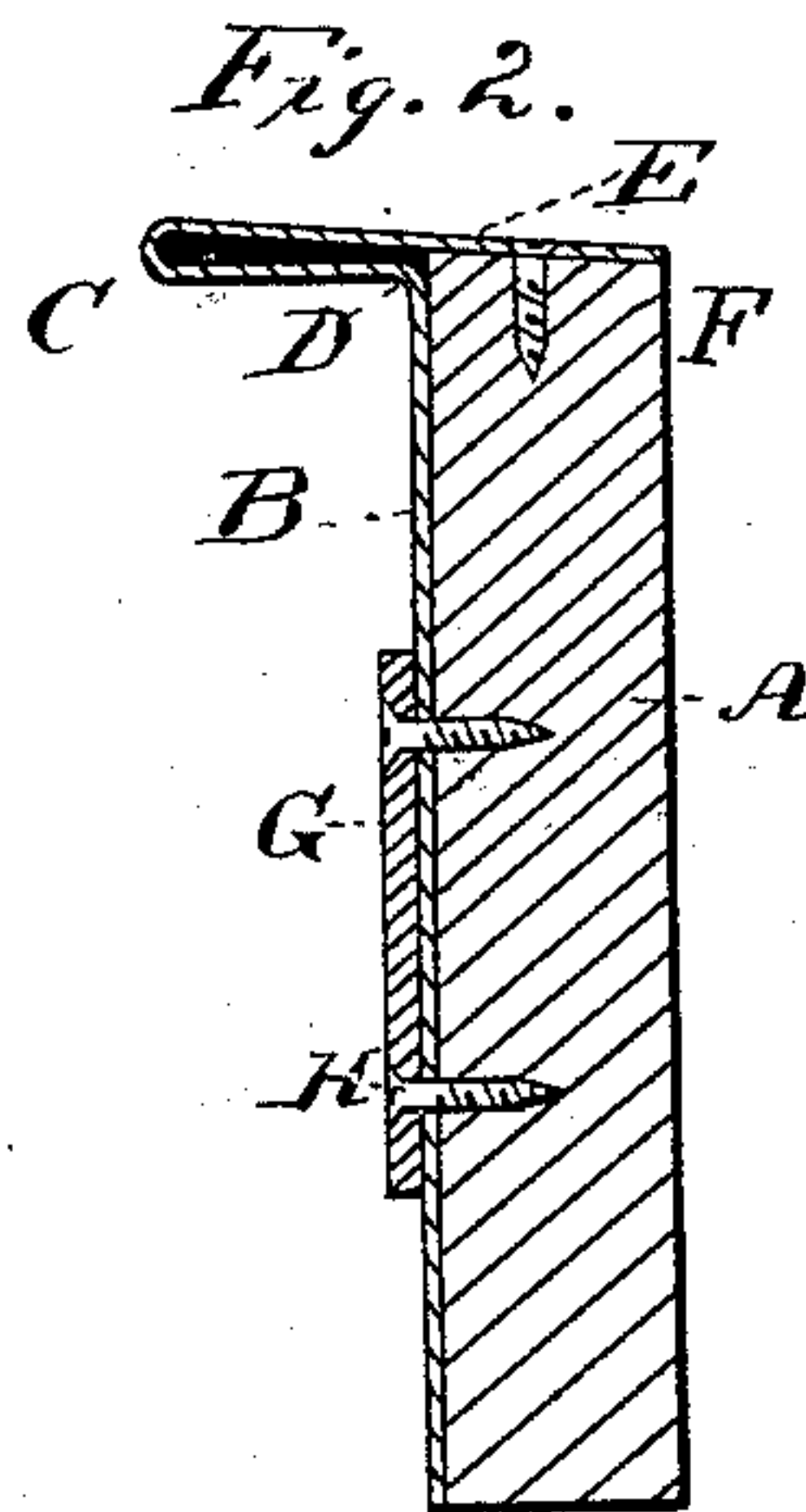
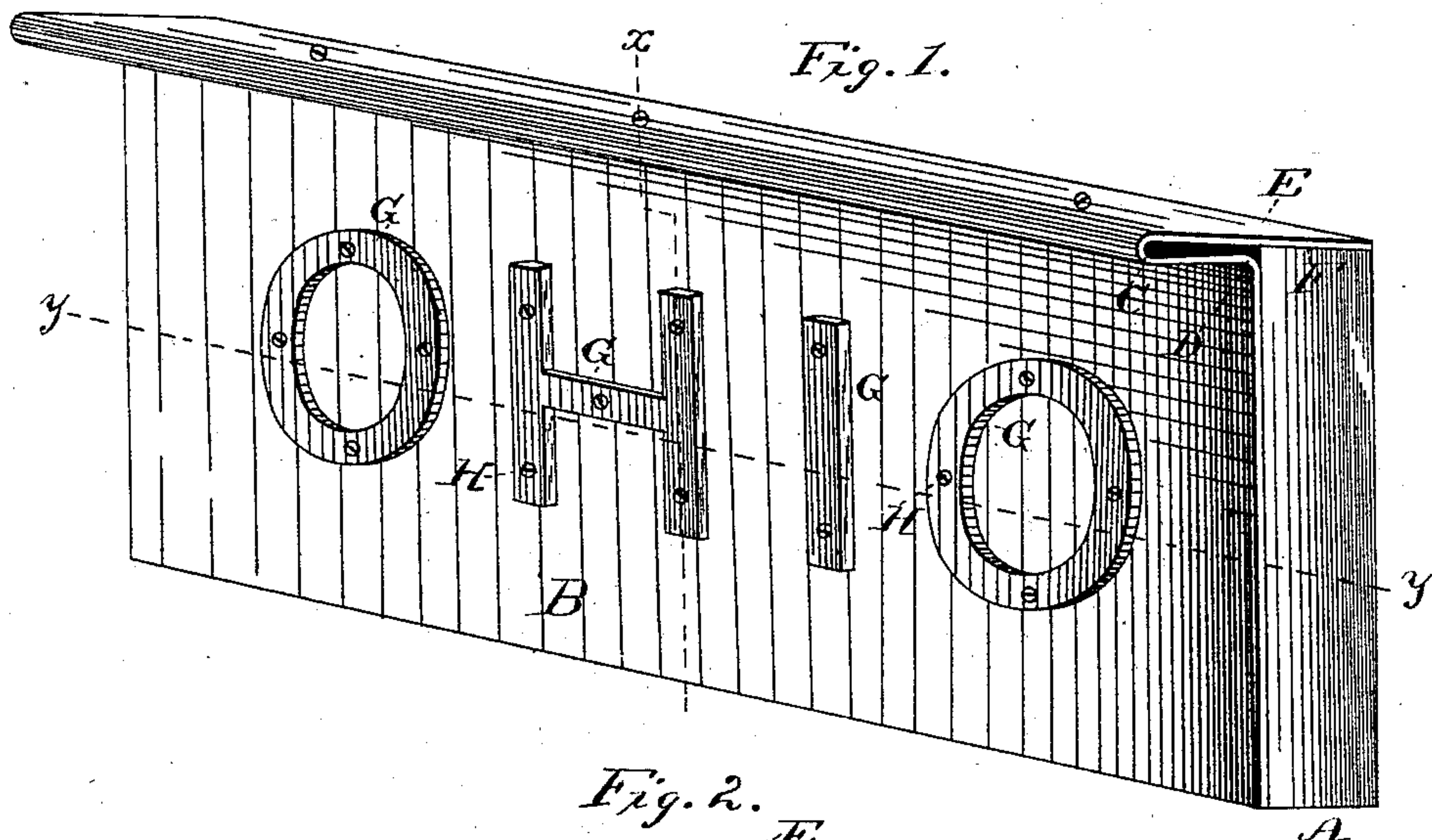
(No Model.)

W. A. McCool.

SIGN.

No. 304,946.

Patented Sept. 9, 1884.



WITNESSES

Chas. R. Burr  
W. E. Bowen

INVENTOR  
Wm. A. McCool  
per O. E. Duff  
Attorney

# UNITED STATES PATENT OFFICE.

WILLIAM A. McCOOL, OF PERRYSVILLE, OHIO.

## SIGN.

SPECIFICATION forming part of Letters Patent No. 304,946, dated September 9, 1884.

Application filed June 28, 1883. (No model.)

*To all whom it may concern:*

Be it known that I, WM. A. McCOOL, of Perrysville, in the county of Ashland and State of Ohio, have invented certain new and useful Improvements in Signs; and I do hereby declare that the following is a full, clear, and exact description of the invention, which will enable others skilled in the art to which it appertains to make and use the same, reference being had to the accompanying drawings, and to the letters of reference marked thereon, which form part of this specification.

This invention relates to signs for advertising and other purposes; and its object is to provide a sign possessing superior advantages in point of durability, inexpensiveness, simplicity, and general efficiency.

In the drawings, Figure 1 is a perspective view of my improved sign. Fig. 2 is a vertical transverse sectional view of the same on the line *x x*. Fig. 3 is a horizontal sectional view of Fig. 1 on the line *y y*.

Referring to the drawings, A designates a longitudinal flat board, which forms the main portion or the base of my improved sign. This board is faced with a sheet-metal plate, B, that is bent to form a projecting cap or flange to provide a water-table at its top. This flange C is formed by bending the sheet metal forwardly, as at D, at its top, then turning it over against the portion D and bending it rearwardly, as at E. The forwardly-projecting longitudinal cap or flange C is thus formed of a double thickness of the sheet metal, which renders it more durable and less liable to become bent. The portion E of the flange C covers the top edge, F, and the sheet metal is secured to this said top edge by nails, screws, or the like.

The letters or characters G, forming the sign, are preferably made of metal, and are secured against the metallic facing B under the projecting flange C by nails, screws, or their equivalents, H, which pass through the letters and facing-plate into the board A, and also will

serve to secure the plate B to the backing A. In a very large sign small screw-bolts might be employed, which project from the rear side, and by screwing nuts thereon, the face-plate and board can be tightened together as they may from time to time become loose. The metal facing serves to protect the board, and the flange at the top will protect the top edge of the board, and will serve as a protection to the letters. This facing may be formed of sheet-iron, zinc, tin, or copper, or any other suitable material, and the whole sign can be very readily and cheaply constructed.

This improved sign is very durable, and will be found especially useful for out-door use, such as for roads, parks, &c.

What I claim is—

1. The combination, in a sign, with the longitudinal back board, of the metallic facing B, extending over the face of the same, and bent forwardly at D at its top; from whence it is turned over and bent rearwardly at E to form a longitudinal forwardly-projecting top cap or flange, C, having a double thickness of metal, as set forth.

2. The combination of the back board, the metallic facing-plate extending over the face of the same and bent forwardly at its top, from whence it is turned over and bent rearwardly to form a forwardly-projecting longitudinal top flange, C, over the face-plate, this said rearwardly-extending portion being arranged to cover the top edge of the back board, and being secured thereto, and the letters or characters secured against the said metallic face and under the flange by screws or their equivalent passing through the facing into the base-board, as set forth.

In testimony that I claim the foregoing as my own I affix my signature in presence of two witnesses.

WILLIAM A. McCOOL.

Witnesses:

O. E. DUFFY,  
B. F. MORSELL.