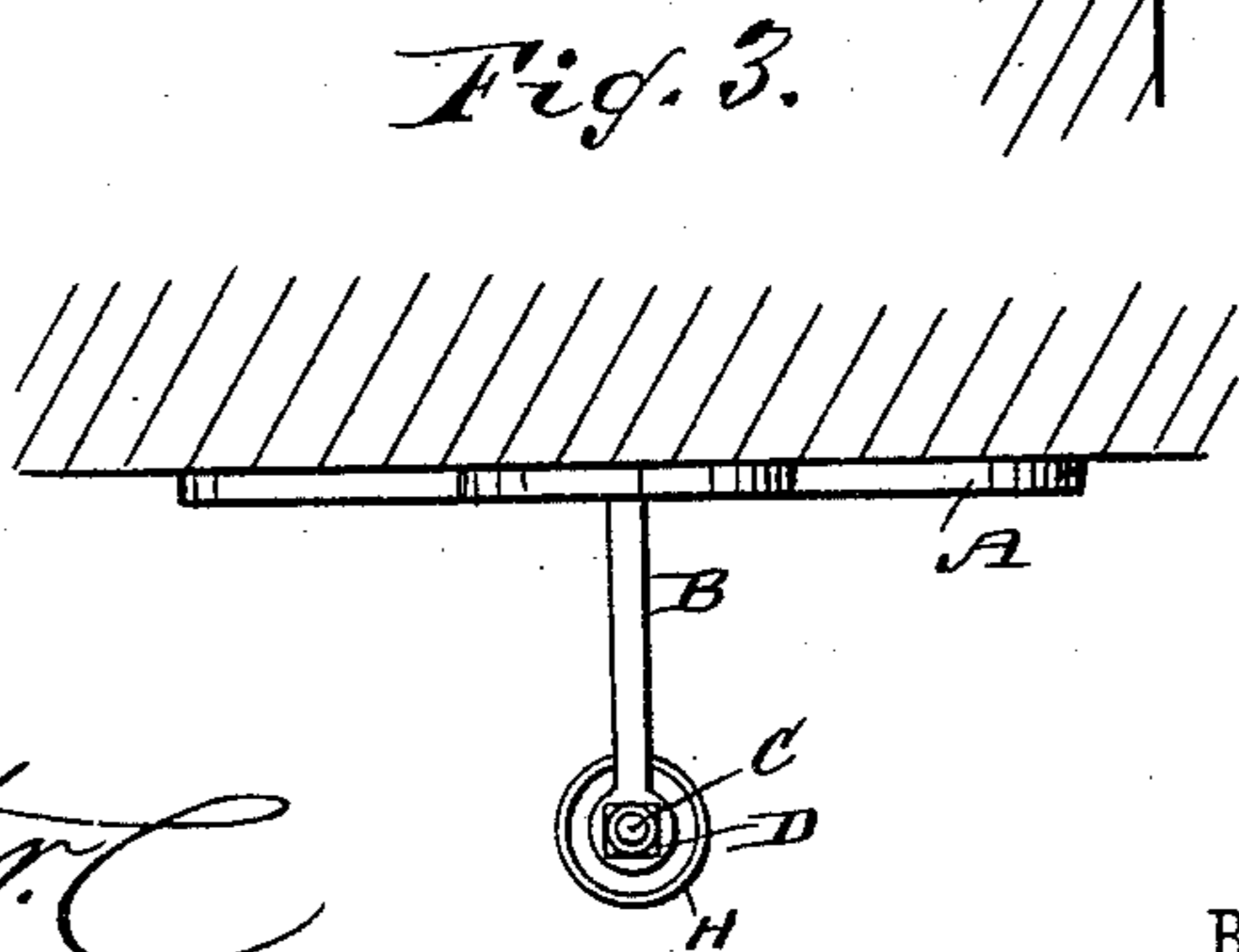
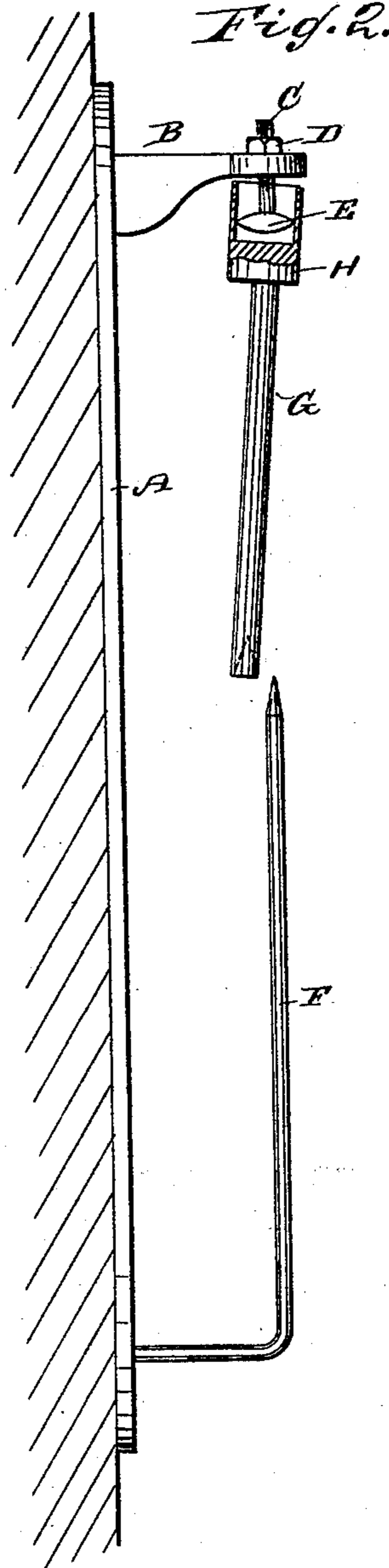
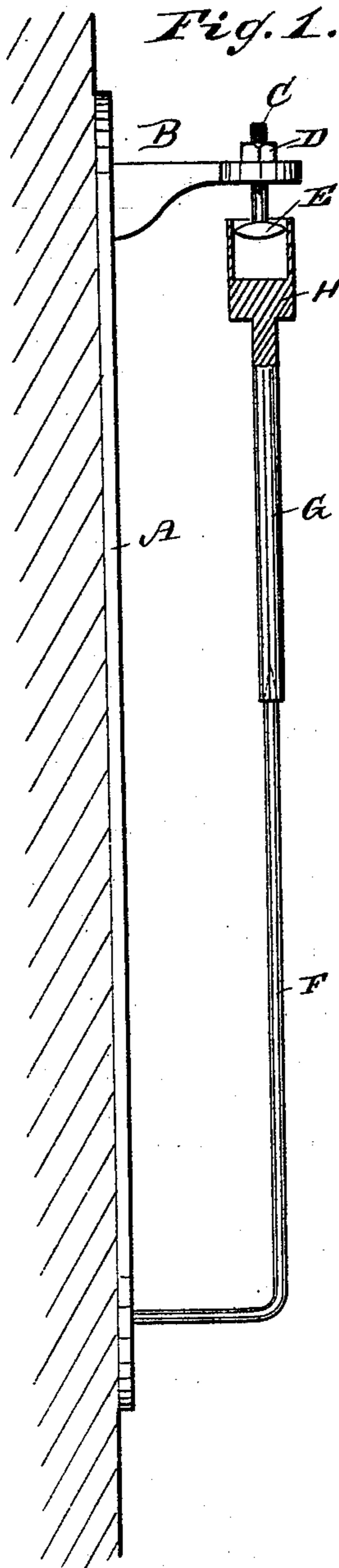


(No Model.)

O. H. GEHRS.
PAPER FILE OR HOLDER.

No. 304,817.

Patented Sept. 9, 1884.



WITNESSES:

Thos. G. Foster.
C. Sedgwick

INVENTOR:

O. H. Gehrs
BY *Munn & Co*
ATTORNEYS.

UNITED STATES PATENT OFFICE.

OSCAR H. GEHRS, OF MARINE, ILLINOIS.

PAPER FILE OR HOLDER.

SPECIFICATION forming part of Letters Patent No. 304,817, dated September 9, 1884.

Application filed July 18, 1884. (No model.)

To all whom it may concern.

Be it known that I, OSCAR H. GEHRS, of Marine, Madison county, Illinois, have invented a new and Improved Paper-File, of which the following is a full, clear, and exact description.

The object of my invention is to provide a new and improved file for filing bills, notes, and other papers, and also removing them conveniently and rapidly.

The invention consists of the combination, with a fixed wire or holder, of a swivel-jointed vertically-removable rod or tube, and of details of construction, substantially as herein-
after more fully set forth.

Reference is to be had to the accompanying drawings, forming part of this specification, in which similar letters of reference indicate corresponding parts in all the figures.

Figure 1 is a longitudinal elevation of my improved paper-file, parts being in section and the file closed. Fig. 2 is a like view, the file being opened. Fig. 3 is a plan view of the same.

From the upper end of a plate, A, an arm, B, projects, in the outer end of which a downwardly-projecting short rod, C, is held by a nut, D, the said rod having a disk-head or button, E, formed on its lower end. From the lower part of the plate A a rectangularly-bent wire, F, projects upward, the free end of which is pointed. A tube, G, or a rod having its lower end hollowed out, is provided at its upper end with a cup, H, adapted to receive the head or button E, which fits quite closely in it. The plate A is fastened to the wall, desk, or post.

When a paper is to be filed, the rod or tube G is moved upward and slightly to one side, to expose the point of the wire F, and the paper is passed upon the wire F in the usual manner. The lower end of the tube or rod G is

then placed on the pointed end of the wire F, to prevent the paper from passing off the wire F. The papers can thus be filed easily and rapidly, and can also be removed easily.

If any desired letter is to be removed from the file, the letters above the one to be removed are pushed upward, so as to be held on the rod or tube G. The rod or tube G is then swung from the wire F and the desired letter is removed. The rod or tube G is then replaced on the wire F and the letters or papers held on the wire G are pressed downward on the wire F.

Having thus described my invention, I claim as new and desire to secure by Letters Patent—

1. In a paper-file, the combination, with a fixed wire or holder, of the swivel-jointed and vertically-movable rod or tube, substantially as and for the purpose set forth.

2. In a paper-file, the combination, with the fixed wire or holder, of the rod or tube having one end provided with a socket which slides and turns upon a bevel-edged fixed head, substantially as and for the purpose set forth.

3. In a paper-file, the combination, with the pointed wire F, of the rod or tube G, having a cup, H, at its upper end, and of a rod having a head fitting in the cup H, substantially as herein shown and described.

4. In a paper-file, the combination, with the plate A, of the bent pointed wire F, the arm B, the downwardly-projecting rod C, held on the end of the arm B, and provided with a head or disk, E, and the rod or tube G, provided at its upper end with a cup, H, adapted to receive the head or disk E, substantially as herein shown and described.

OSCAR H. GEHRS.

Witnesses:

WILLIAM BRANDES,
HENRY GEHRS.