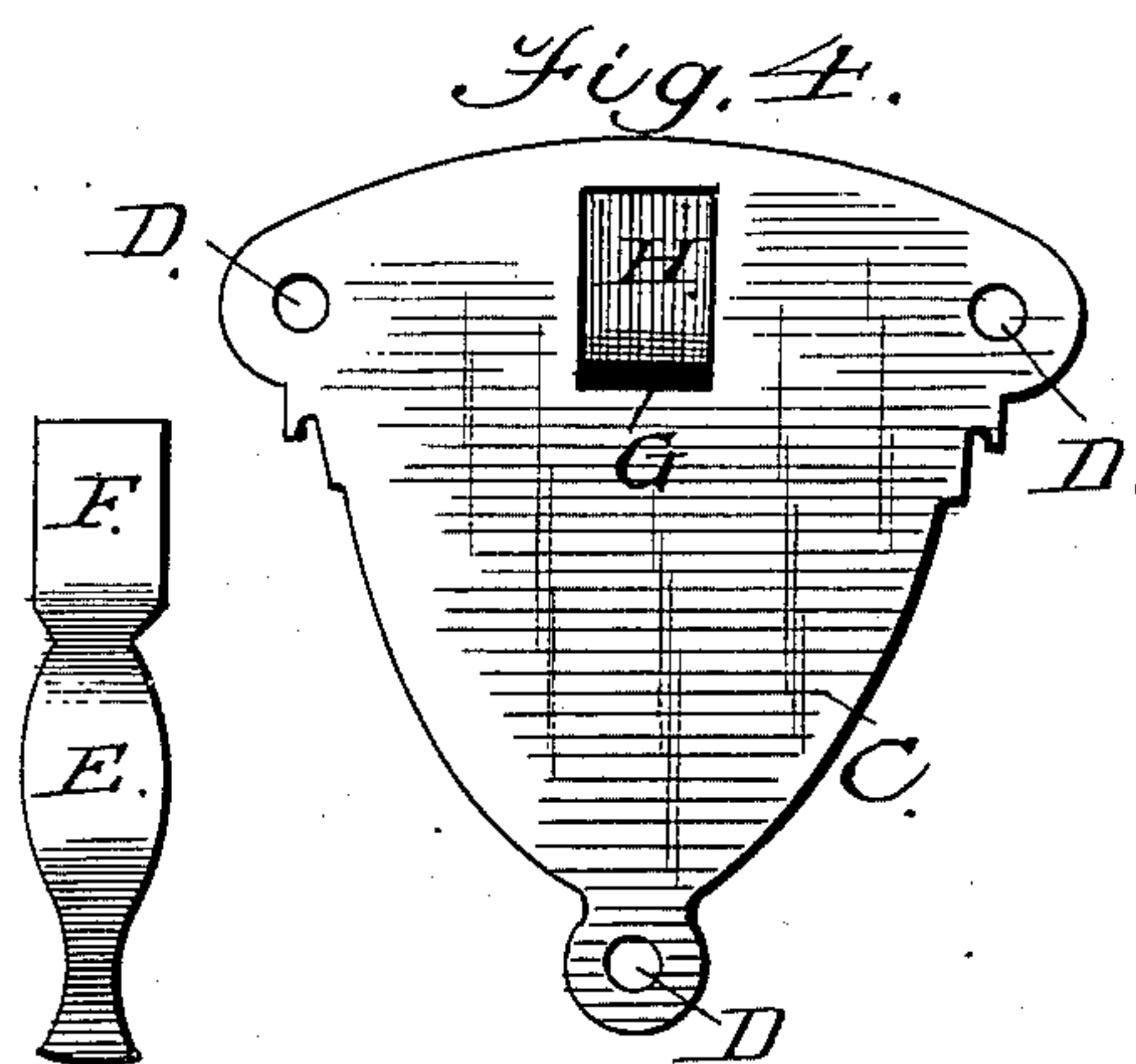
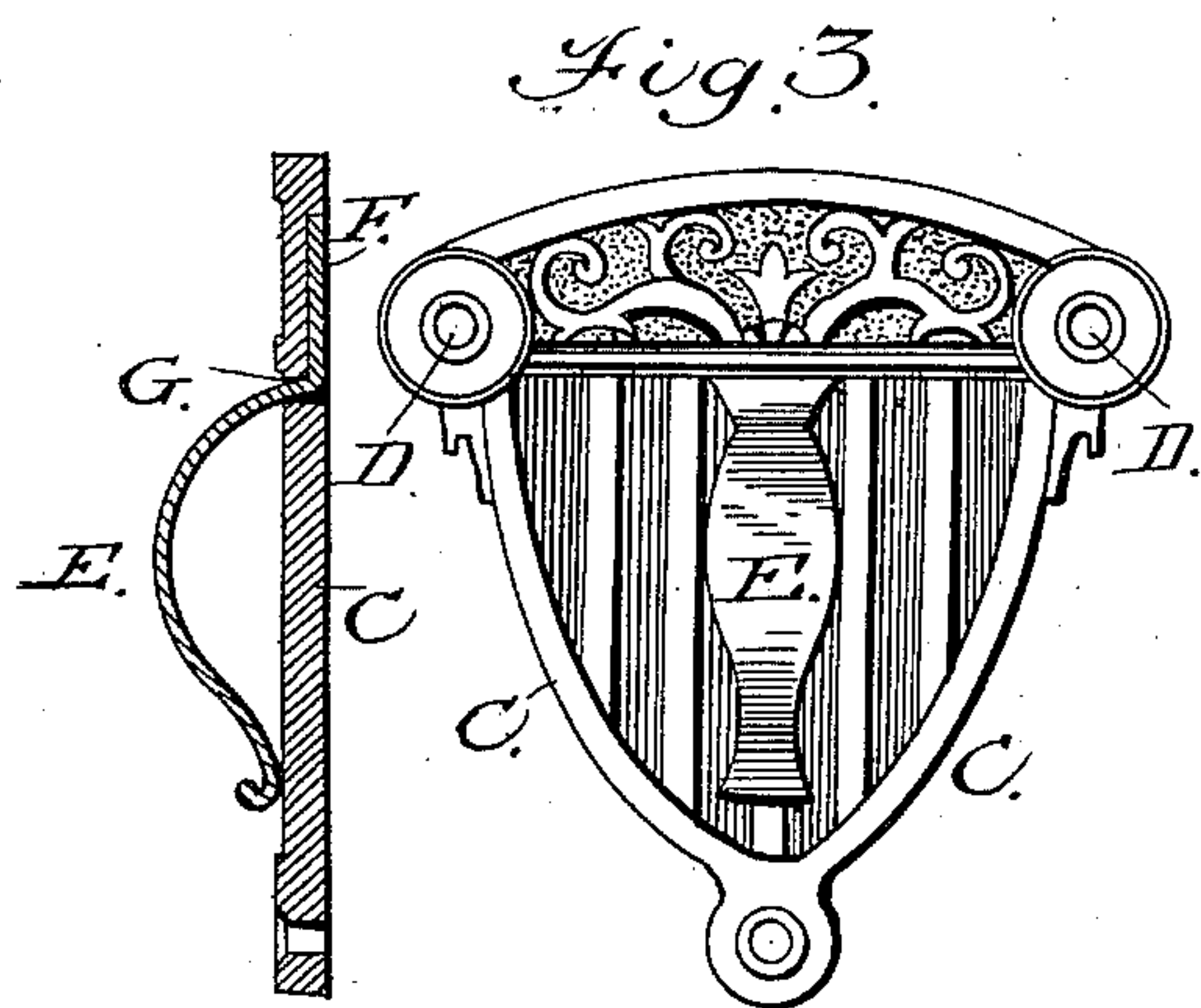
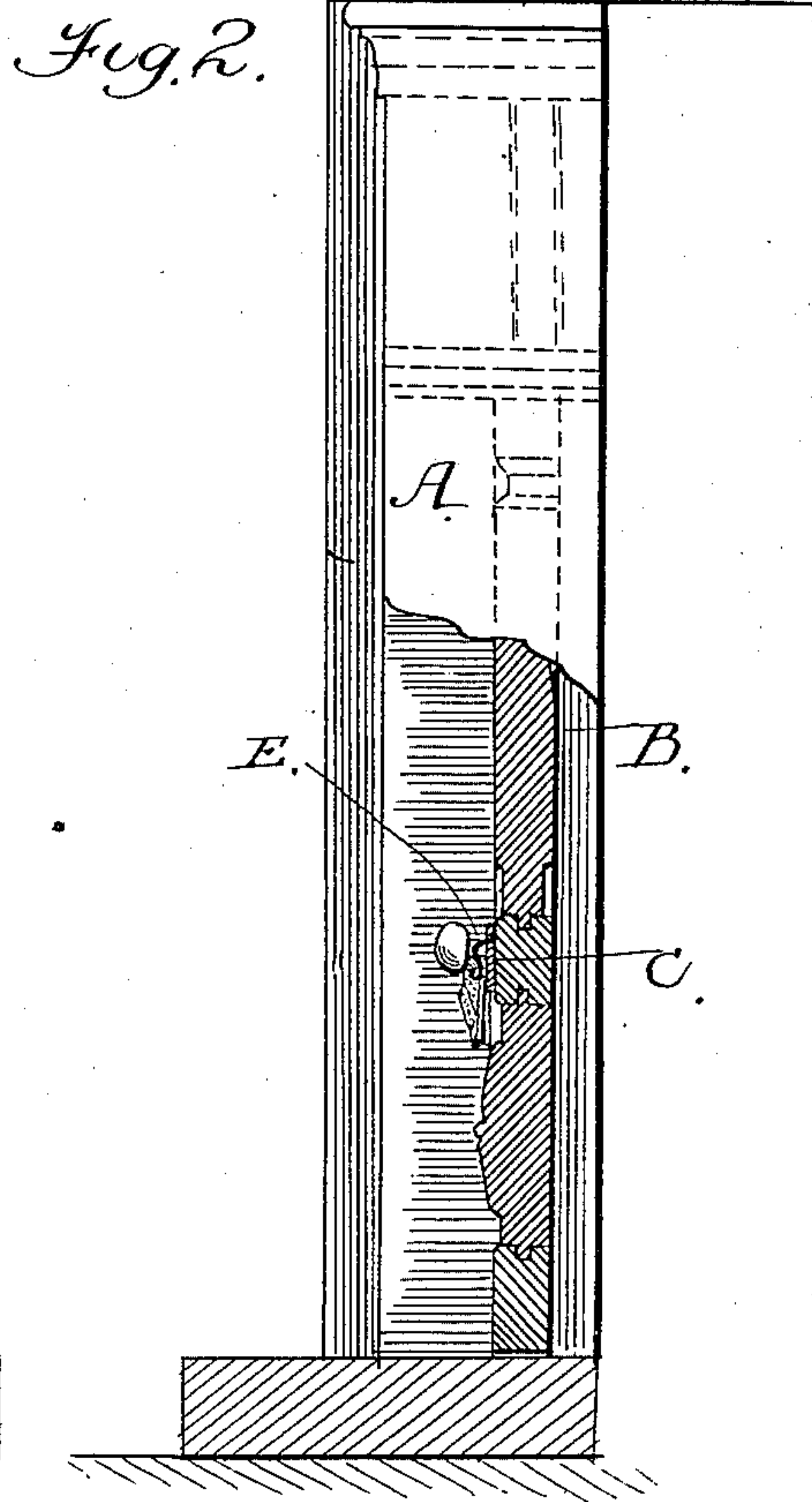
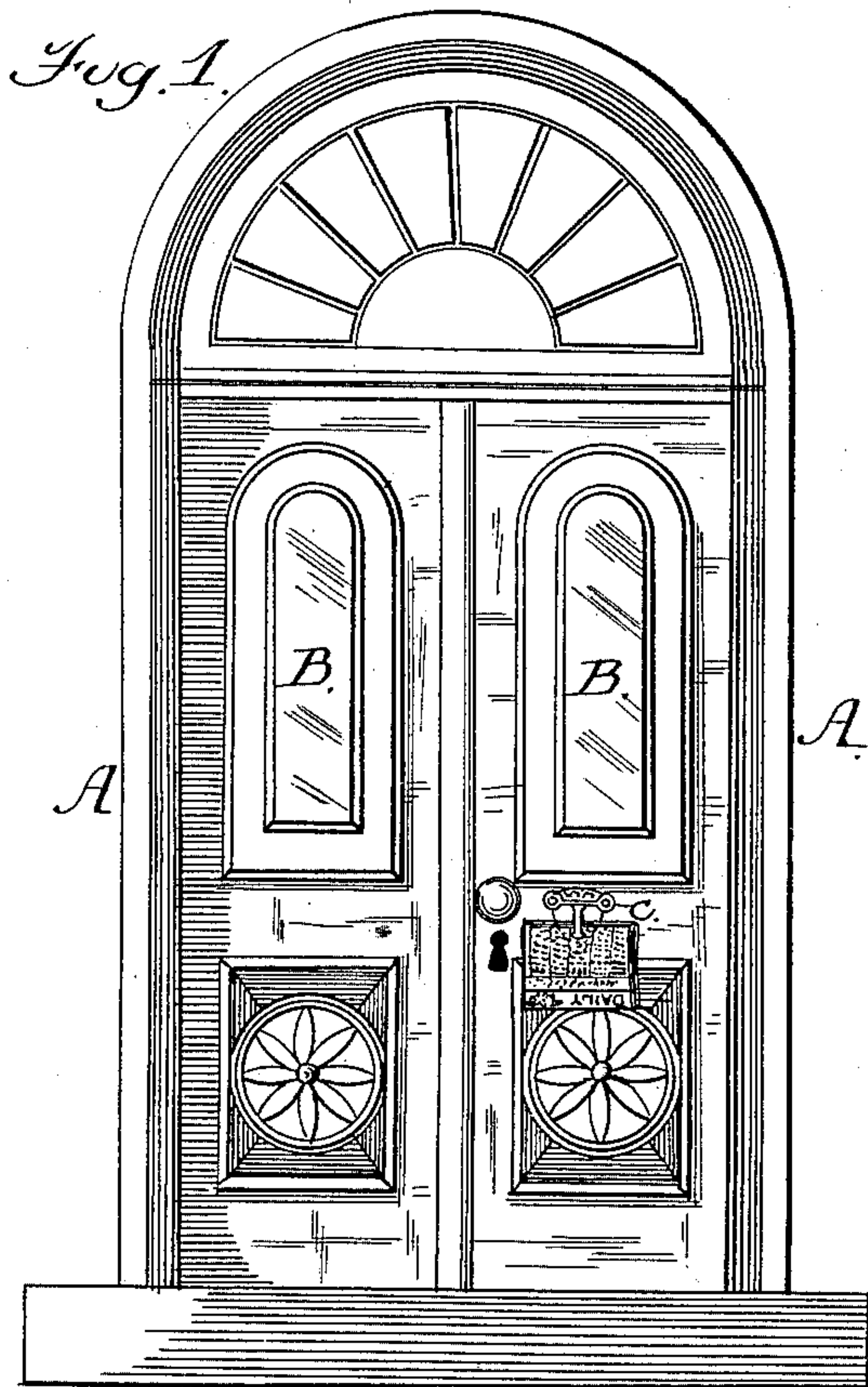


(No Model.)

J. BINGAMAN.
NEWSPAPER CLIP FOR DOORS.

No. 304,692.

Patented Sept. 9, 1884.



Attest;
S. Walter Fowler,
H. B. Applewhite,

Inventor
Jacob Bingaman
by his atty.
Thomas P. Kinsey

UNITED STATES PATENT OFFICE.

JACOB BINGAMAN, OF READING, PENNSYLVANIA.

NEWSPAPER-CLIP FOR DOORS.

SPECIFICATION forming part of Letters Patent No. 304,692, dated September 9, 1884.

Application filed May 13, 1884. (No model.)

To all whom it may concern:

Be it known that I, JACOB BINGAMAN, a citizen of the United States, residing at the city of Reading, county of Berks, State of Pennsylvania, have invented a new and useful Improvement in Newspaper-Clips for Doors, of which the following is a specification.

This improvement is more particularly related to a clip adapted to the preservation of newspapers, circulars, and distributed matter generally.

The object of the improvement is to save the time of news-carriers, to prevent the annoying ringing of the door-bell for the collection of circulars, and to securely hold papers, cards, &c., which may be intrusted to the same. This object is attained in the use of the simple apparatus shown in the accompanying drawings, forming a part of this specification, and in which similar letters indicate similar parts throughout.

Figure 1 represents a front elevation of a door, showing the improvement attached thereto. Fig. 2 is a partial vertical section of a door and through the clip attached thereto. Fig. 3 is a view of the clip detached from the door, and shown on an enlarged scale. Fig. 4 is a back view of the clip-base and the spring-clip detached therefrom.

A represents the door-frame; B, the door; C, the clip-base; D, securing-holes; E, clip-spring; F, arm of spring-clip; G, aperture for insertion of spring-arm; H, recess or seat for arm.

In rainy, snowy, or blustery weather, great annoyance is occasioned by the loss or disfigurement of the daily papers left at the door; and frequently the carrier is charged with neglect, or theft of the paper is asserted, when a blast of wind was the sole offender. To save the public such annoyance and loss, the simple apparatus shown in the drawings was devised. It is simple, inexpensive, may be applied to and removed from the door without disfiguring the same, by any one capable of using a screw-driver, and will securely hold newspapers, circulars, visiting-cards, or light packages which may be placed in its care. It is preferably applied to the door at

the center of the lock-rail. This position on the opening of the door will bring the clip on a line with the hand, and the paper or other article may be removed without stooping to secure the same.

I do not confine myself to the form shown in the drawings, as they will vary both in form and quality to adapt them to all classes of doors, and may be plain or ornamented upon the face of the base. The base is cast with an aperture, G, for the insertion of the spring-clip, and a seat, H, or recess is formed in the back, wherein the arm F of the spring is securely held on screwing the base fast to the door, while this construction permits (by the separation of parts) the closer packing of the goods for shipment.

I am aware that I am not the first to use a clip for the above purposes, but believe my arrangement best adapted to secure the desired result.

The use of the invention is evident. The paper, letter, or card to be left at the door is pressed under the spring E, where it is securely held until purposely removed.

Having described my improvement and shown its adaptability for the purpose designed, I desire to secure by Letters Patent the following claims thereon:

1. As an improved article of manufacture, a newspaper-clip adapted to be secured to a door or other suitable support, composed of the following elements: a perforated base-plate, C, having a seat, H, on its back for an arm, F, and the loose spring-clip E, the same being held in place by the securing-screws, substantially as and for the purpose set forth.

2. In combination with a base, C, as described, of a newspaper-clip for doors, &c., the spring-clip E, of the form shown, and provided with an arm, F, adapted to fit a recess, H, in the back of the base, and to be securely held therein by the act of securing the base to its support, substantially as and for the purpose set forth.

JACOB BINGAMAN.

Witnesses:

THOMAS P. KINSEY,
F. PIERCE HUMMEL.