

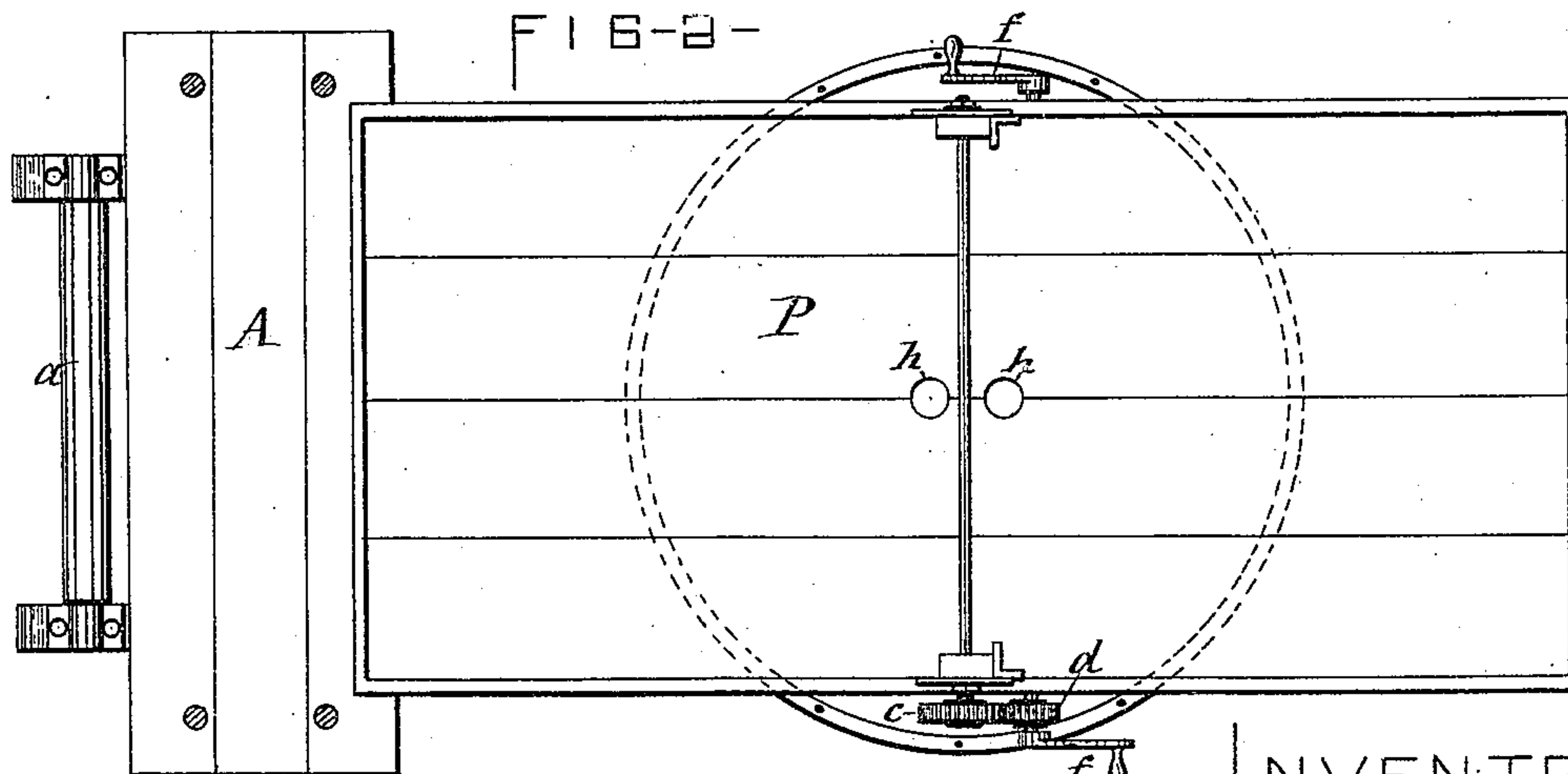
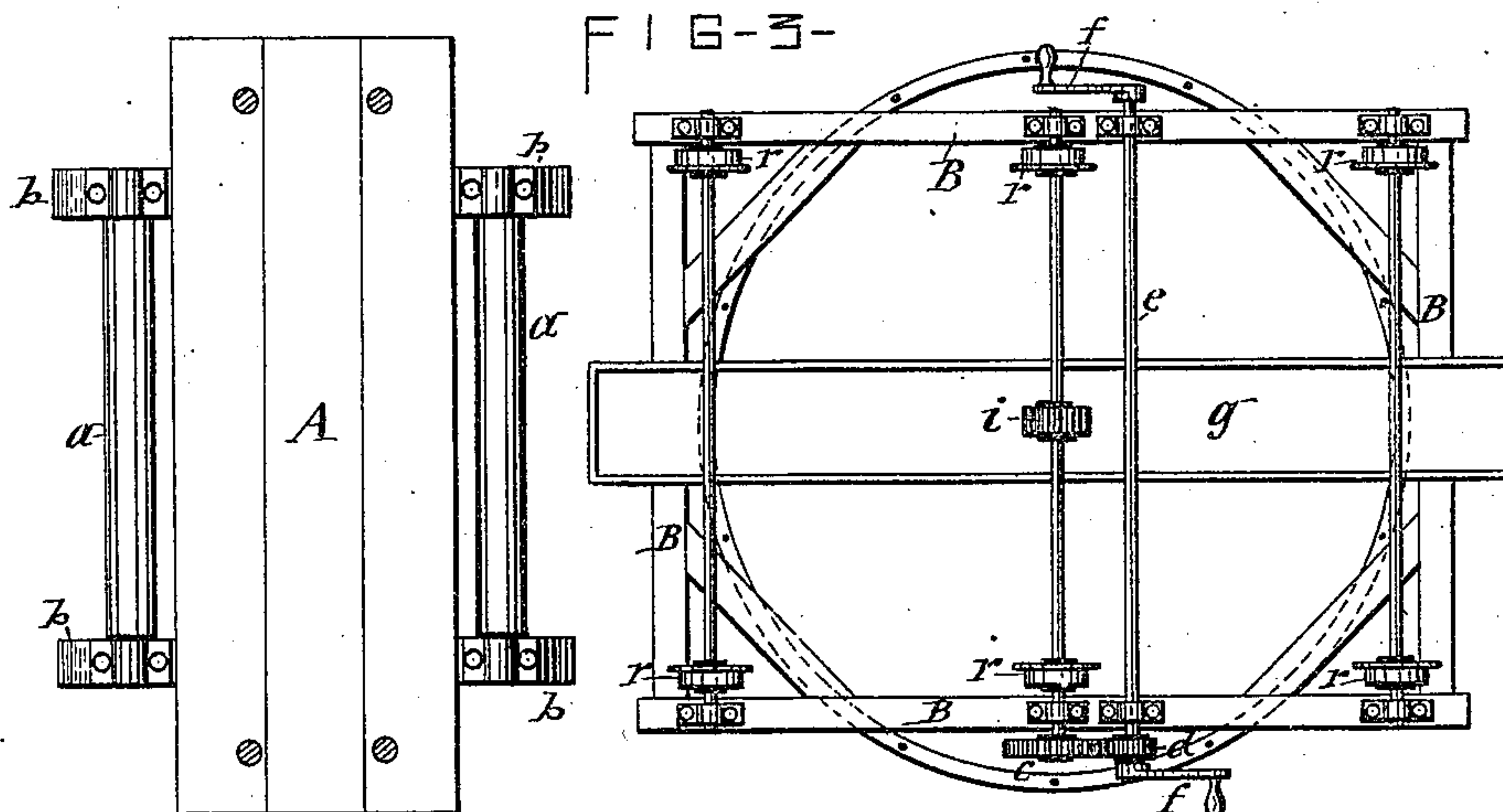
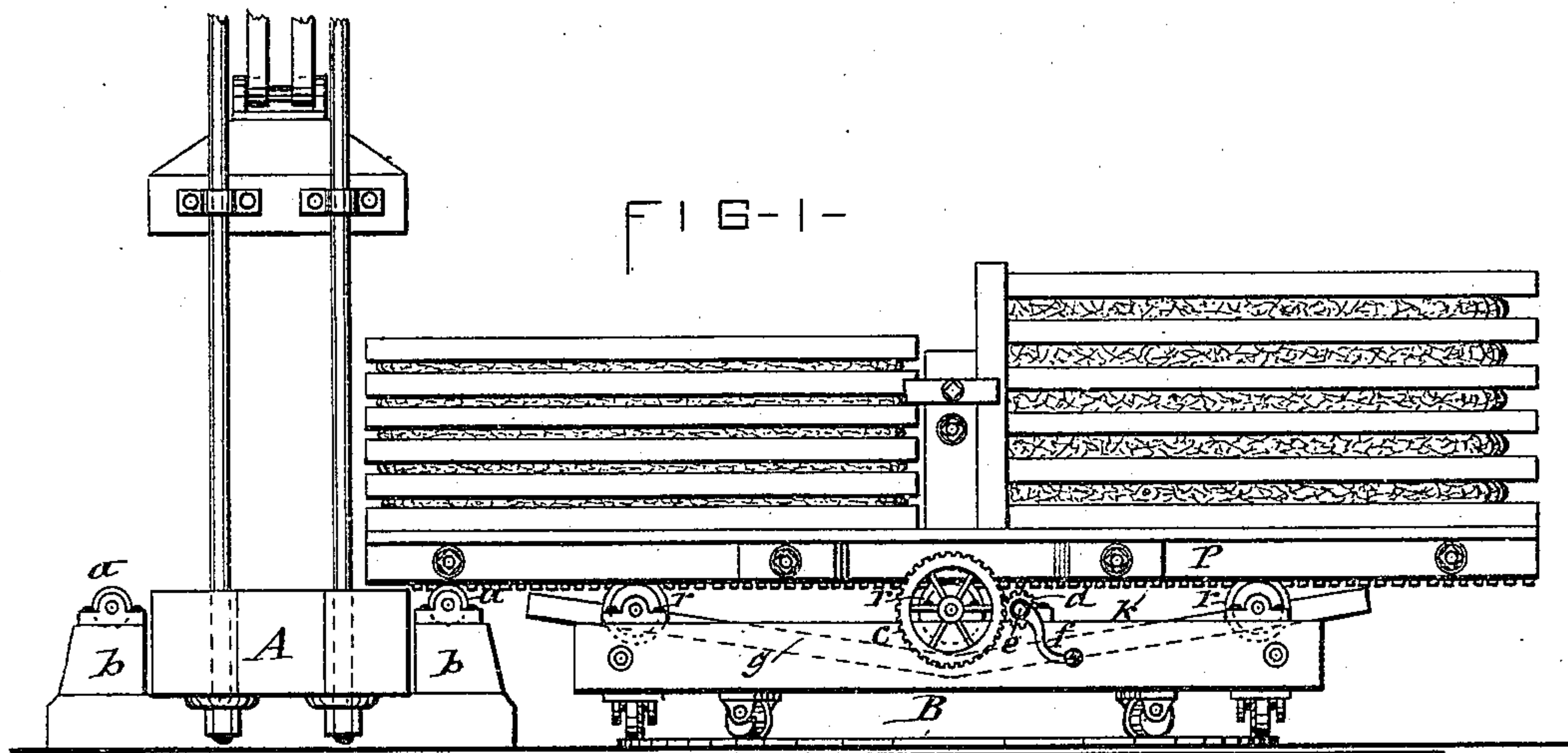
(No Model.)

R. E. BOSCHERT.

PLATFORM FOR WINE AND CIDER PRESSES.

No. 304,495.

Patented Sept. 2, 1884.



ATTEST- { *Wm. B. Raymond*
C. Bendixson

INVENTOR-
Rufus E. Boschert
per H. L. Laessle & Co.

UNITED STATES PATENT OFFICE.

RUFUS E. BOSCHERT, OF SYRACUSE, NEW YORK.

PLATFORM FOR WINE AND CIDER PRESSES.

SPECIFICATION forming part of Letters Patent No. 304,495, dated September 2, 1884.

Application filed May 21, 1884. (No model.)

To all whom it may concern:

Be it known that I, RUFUS E. BOSCHERT, of Syracuse, in the county of Onondaga, in the State of New York, have invented new and
5 useful Improvements in Platforms for Wine and Cider Presses, of which the following, taken in connection with the accompanying drawings, is a full, clear, and exact description.

10 This invention relates to the class of platforms which have a capacity of carrying two tiers of cheeses, one back of the other, and are arranged movable to and from the press, and bring under the same alternately opposite
15 ends of the platform, so that one tier of racks with intervening pomace can be placed on one end of the platform, while another tier of cheeses is subjected to the action of the press. The aforesaid platforms have heretofore been
20 arranged to be moved across the press alternately to opposite sides thereof, and consequently the operation of loading and unloading the platform had to be performed at both sides of the press, and two pomace spouts or
25 conductors were required to convey the pomace from the grinder to the rack.

The object of this invention is to provide a platform which shall be capable of carrying two tiers of cheeses, one back of the other,
30 and of bringing alternately opposite ends of the platform under the press from one and the same side thereof.

The invention consists, essentially, of a platform arranged reversible end for end, and
35 movable to and from the press, as hereinafter more fully described, and specifically set forth in the claims.

The invention is fully illustrated in the annexed drawings, wherein Figure 1 is a side
40 elevation of the reversible platform and of the bottom portion of a press with two tiers of cheeses on the platform. Fig. 2 is a plan view of the same with the platform empty, and Fig. 3 is a plan view taken immediately below the
45 platform.

Similar letters of reference indicate corresponding parts.

A denotes the foot-block of a wine and cider press. B represents a turn-table of any ordinary and well-known construction, and ar-

50 ranged in front of the press. Upon said turntable are mounted flanged rollers *r r*, which support on top of their periphery a platform, P, which is prolonged to enable it to support two tiers of cheeses placed one back of the other, as illustrated in Fig. 1 of the drawings. The aforesaid support of the platform allows it to be reversed end for end, and to be moved to and from the press, at one and the same side thereof, where the loading and unloading
60 of the platform is performed. At opposite sides of the foot-block of the press are rollers *a a*, journaled in bearings mounted on blocks *b b*, or other suitable supports. The top of said rollers is in range with and on the same
65 level with the top of the rollers *r r* on the turntable, and serve to support the end of the platform as it is moved over the foot-block A. To the center of the axle of one set of the rollers *r*, preferably the central set, is secured a pinion, *i*, which engages a rack, *k*, attached to the under side of the platform, and to the end of said axle is affixed a gear-wheel, *c*, in which
70 meshes a pinion, *d*, secured to a shaft, *e*, which is extended across the turn-table parallel with the axle of the rollers, and is provided at its ends with cranks *f*, by which to turn the said shaft, and, by the medium of the pinion *d* and gear *c*, impart rotary motion to the pinion *i*, which latter propels the platform toward and
80 from the press. The turn-table is provided with a suitable trough or receptacle, *g*, for collecting the drippings from the platform, which latter is provided with discharge-openings *h*, which communicate with the aforesaid trough.
85

It will be observed that my improved combined reversible and transferable platform enables the operator to lay up a tier of racks and intervening pomace on one end of the platform, while another tier on the opposite
90 end of the platform is subjected to the action of the press, and to remove the pressed tier from the press and place the new tier in position for receiving the action of the press, and during the operation of the latter remove the
95 pressed cheeses and place in its stead a new tier of racks and pomace, and to attend to the aforesaid operation at one and the same side of the press, thus allowing the press to be placed with one of its sides near a wall or
100

other obstruction, and requiring only one spout or conductor for conveying the pomace from the grinder to the racks.

Having described my invention, what I claim as new, and desire to secure by Letters Patent, is—

1. In combination with a wine and cider press, a platform arranged reversible end for end, and movable to and from the press, substantially as set forth.

2. In combination with a wine and cider press, a prolonged platform arranged movable to and from the press, and reversible end for end, to carry the opposite ends of the platform alternately under the press, substantially as set forth.

3. The combination, with a wine and cider press, of a turn-table arranged in front thereof and a platform mounted movably on said turn-table, substantially as and for the purpose specified.

4. In combination with a wine and cider press, a turn-table arranged in front thereof, rollers mounted on the turn-table, and a platform supported on said rollers, substantially as set forth and shown.

5. In combination with a wine and cider press, a turn-table arranged in front thereof, rollers mounted on the turn-table, a platform supported on said rollers, and rollers at opposite sides of the press and on the same level with the rollers on the turn-table, substantially as described and shown.

6. In combination with a wine and cider press, a turn-table arranged in front thereof, a platform mounted movably on the turn-table, and a propelling-wheel arranged between the turn-table and platform to move the latter, substantially as set forth.

7. In combination with a wine and cider press, a turn-table arranged in front thereof, rollers mounted on the turn-table, a platform supported on said rollers, an axle connecting two of the rollers, a gear-wheel attached to said axle, a shaft extended across the turn-table parallel with the aforesaid axle, a pinion on said shaft engaging the gear-wheel of the axle, and cranks connected to opposite ends of the shaft, substantially as described and shown.

8. In combination with the turn-table and platform mounted thereon, a trough connected to the turn-table, and discharge-opening in the platform communicating with the aforesaid trough, substantially as and for the purpose set forth.

In testimony whereof I have hereunto signed my name and affixed my seal, in the presence of two attesting witnesses, at Syracuse, in the county of Onondaga, in the State of New York, this 17th day of May, 1884.

RUFUS E. BOSCHERT. [L. S.]

Witnesses:

FREDERICK H. GIBBS,
WILLIAM C. RAYMOND.