

(No Model.)

2 Sheets—Sheet 1.


W. D. BRADT.

WASH STAND AND DRESSING CASE.

No. 304,407.

Patented Sept. 2, 1884.

Fig. 1.



WITNESSES:

Fred. S. Dieterich,
Wm. Lecher

INVENTOR.
William D. Bradt.
By *Louis Ragger & Co.*
ATTORNEYS.

(No Model.)

2 Sheets—Sheet 2.

W. D. BRADT.

WASH STAND AND DRESSING CASE.

No. 304,407.

Patented Sept. 2, 1884.

Fig. 2.

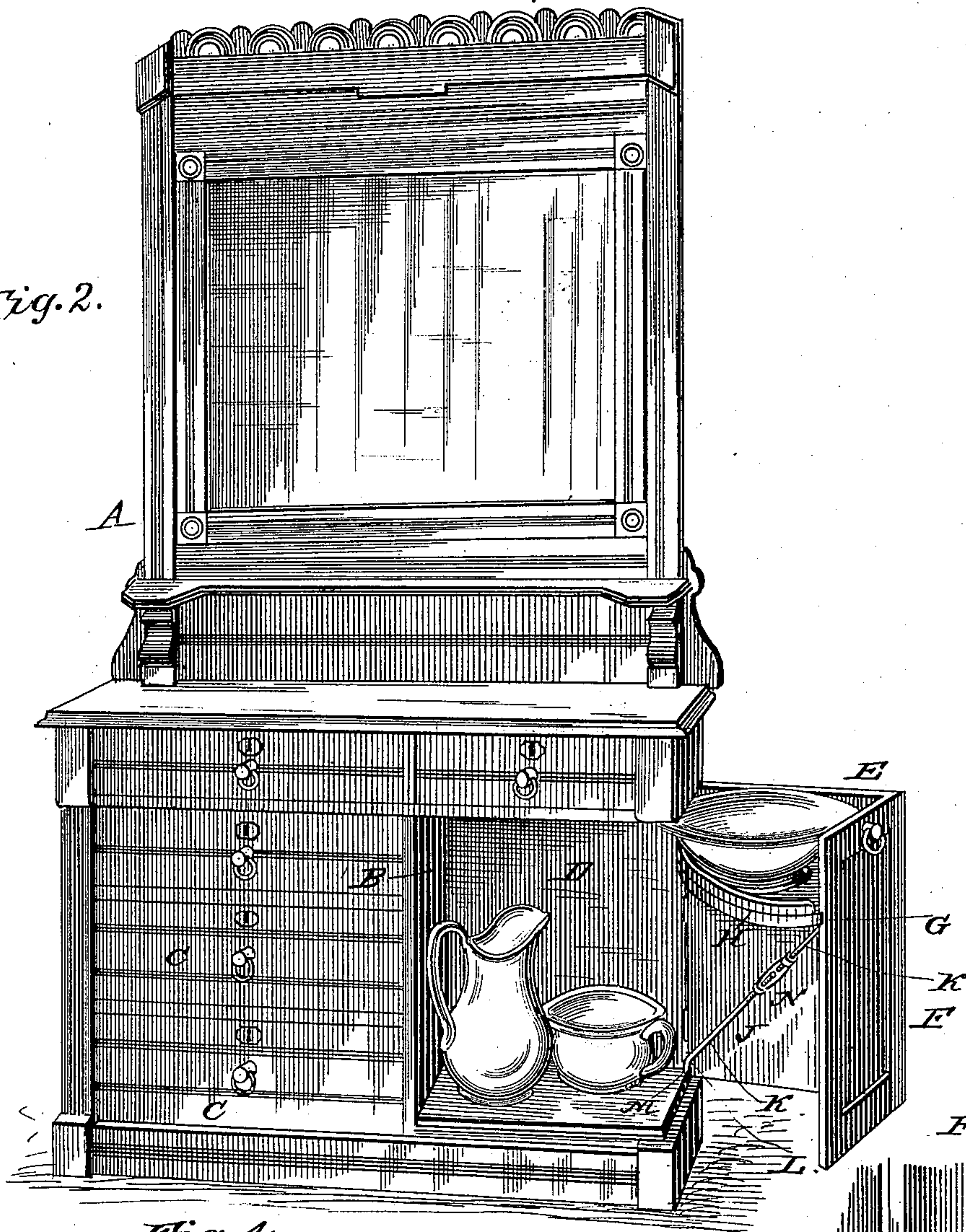


Fig. 4.

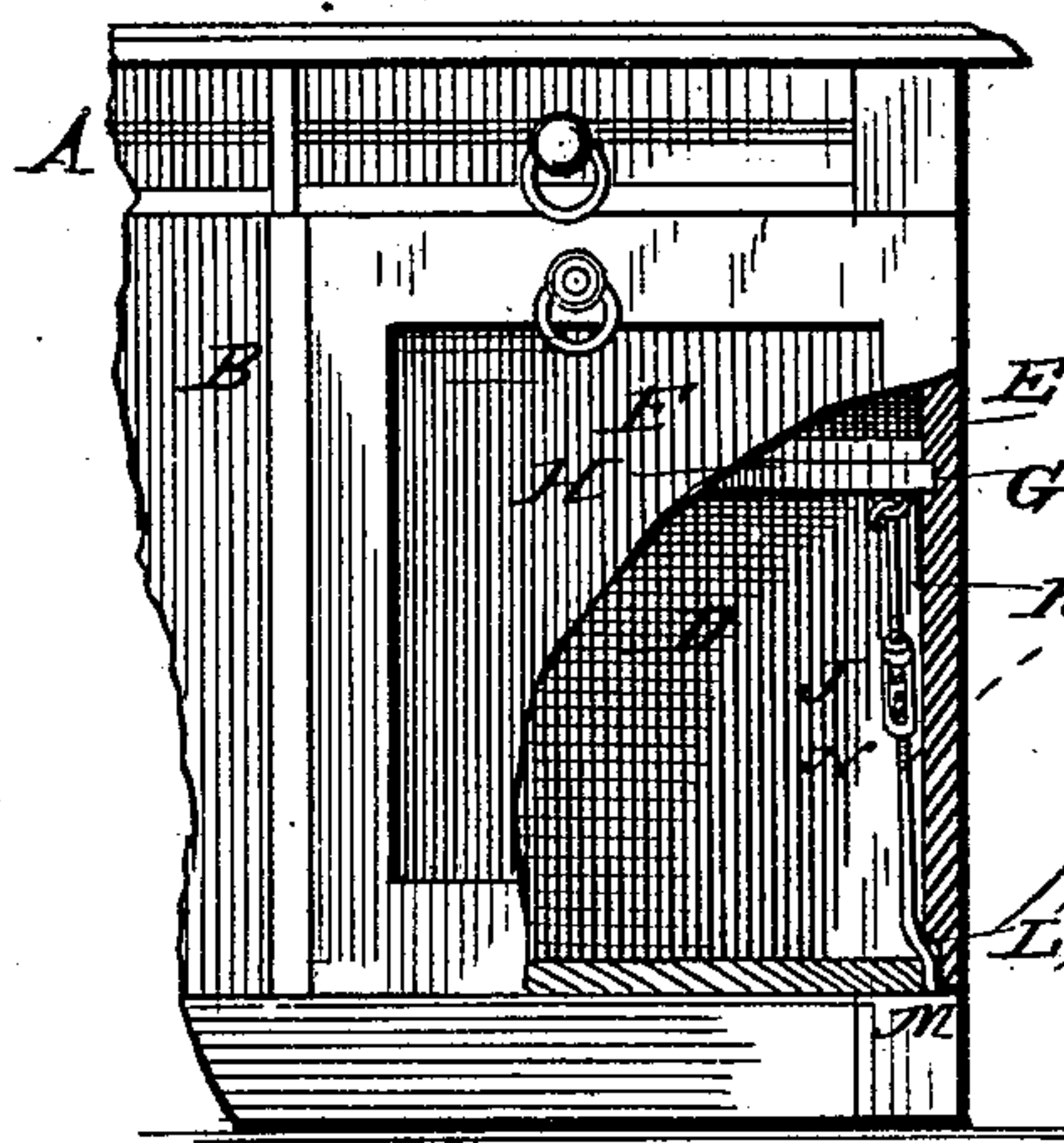
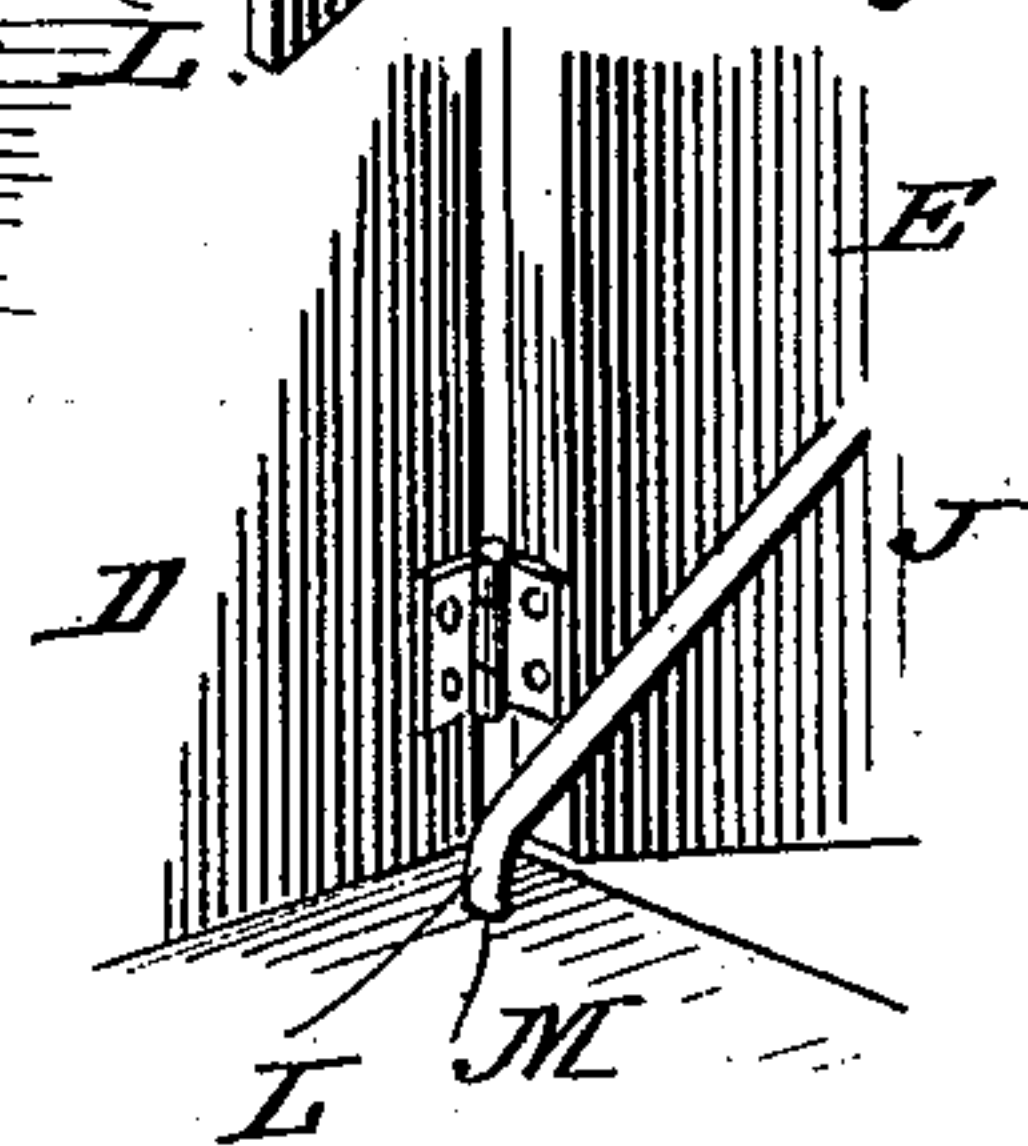


Fig. 3.



WITNESSES:

Ad. L. Dieterich
John J. Schenck

INVENTOR.

William D. Bradt
Louis Bagger & Co.
ATTORNEYS.

UNITED STATES PATENT OFFICE.

WILLIAM D. BRADT, OF JACKSON, MICHIGAN.

WASH-STAND AND DRESSING-CASE.

SPECIFICATION forming part of Letters Patent No. 304,407, dated September 2, 1884.

Application filed December 7, 1883. (No model.)

To all whom it may concern:

Be it known that I, WILLIAM D. BRADT, a citizen of the United States, and a resident of Jackson, in the county of Jackson and State of Michigan, have invented certain new and useful Improvements in Wash-Stands and Dressing-Cases; and I do hereby declare that the following is a full, clear, and exact description of the invention, which will enable others skilled in the art to which it appertains to make and use the same, reference being had to the accompanying drawings, which form a part of this specification, and in which—

Figure 1 is a perspective view of my improved combined wash-stand and dressing-case closed up. Fig. 2 is a similar view of the same opened. Fig. 3 is a view of the inner side of the hinged side piece and a portion of the frame, and Fig. 4 is a detail view.

Similar letters of reference indicate corresponding parts in all the figures.

My invention has relation to combined wash-stands and dressing-cases; and it consists in the improved construction and combination of parts of the same, as hereinafter more fully described and claimed.

In the accompanying drawings, the letter A indicates the frame or casing of a dressing-case, which may be of any desired style and design, and the lower portion of which, below the upper drawer, is divided off by a partition, B, dividing that portion of the case into a larger portion provided with drawers C, and a smaller space, D, open at the front and the end of the case. A hinged side piece, E, and front piece, F, secured together at a right angle, covers the open front and side of the space, the side piece being hinged to the end of the back of the case, swinging out from the case. The side and front pieces are grooved horizontally at G, near their upper ends, and a triangular shelf, H, is secured with its edges in these grooves, forming a shelf for the purpose of placing a wash-basin upon the same, while the lower portion of the space under the shelf may be utilized to place a water-pitcher and other utensils into. A lock, I, of any desired construction, is secured preferably in the upper edge of the hinged side piece, serving to hold the angular door formed by the side piece and the end piece, when closed, engaging a notch in the lower edge of the upper

rigid portion of the side piece of the case. An adjustable brace-rod, J, is secured at its upper end to the outer corner of the hinged side piece, under the shelf, and is pivoted at its lower end in the bottom of the space, at the back of the case and in a line with the hinges, upon which the door swings, for the purpose of preventing the weight of the wash-basin and of the door itself from causing the door to sag. This brace consists of an upper portion, K, secured at its upper end to the side piece and having a screw-thread upon its lower end, a lower portion, K, having a screw-thread running in the opposite direction to the thread upon the upper portion upon its upper end, and forming at its lower end a ball or pin, L, fitting into a socket, M, in the bottom of the case, at the edge of the back and in a line with the hinges, and a right and left handed nut, N, turning upon the threaded ends of the two portions of the brace, and serving to lengthen or shorten the brace, as the case may call for.

In this manner it will be seen that the wash-bowl and other toilet utensils may be hidden from sight when the door is closed, while they may be conveniently reached by opening the door; and it will also be seen that the wash-basin may be fixed stationary to the door, and be provided with a flexible pipe connecting it to a waste-pipe or vessel, and that the case may be placed in such a position that when the door with the basin is swung out it may be swung in under a water-spigot, thus fulfilling all the same offices as a stationary wash-stand, and be more ornamental.

Having thus described my invention, I claim and desire to secure by Letters Patent of the United States—

1. The combination of the casing having a transverse partition near one end, a hinged angular door having a shelf between its inner sides, and a brace-rod having its lower end pivoted in the casing beneath the lower end of the hinge edge of the door, and having its upper end under the shelf in the angle of the door, as and for the purpose shown and set forth.

2. The combination of a casing having a transverse partition near one end, a door consisting of a hinged side piece, and a front piece secured to the forward edge of the side piece,

and having a shelf secured in horizontal grooves in the inner sides of the front and side piece and a lock in its upper edge, and a brace consisting of an upper portion secured at its
5 upper end in the outer corner of the hinged side piece under the shelf, a lower portion pivoted in a socket in a line with the hinges of the door, and a right and left handed nut fitting upon screw-threads upon the ends of the

upper and lower portions of the brace, as and 10 for the purpose shown and set forth.

In testimony that I claim the foregoing as my own I have hereunto affixed my signature in presence of two witnesses.

WILLIAM D. BRADT.

Witnesses:

HOMER G. BARBER,
EDWARD D. BARBER.