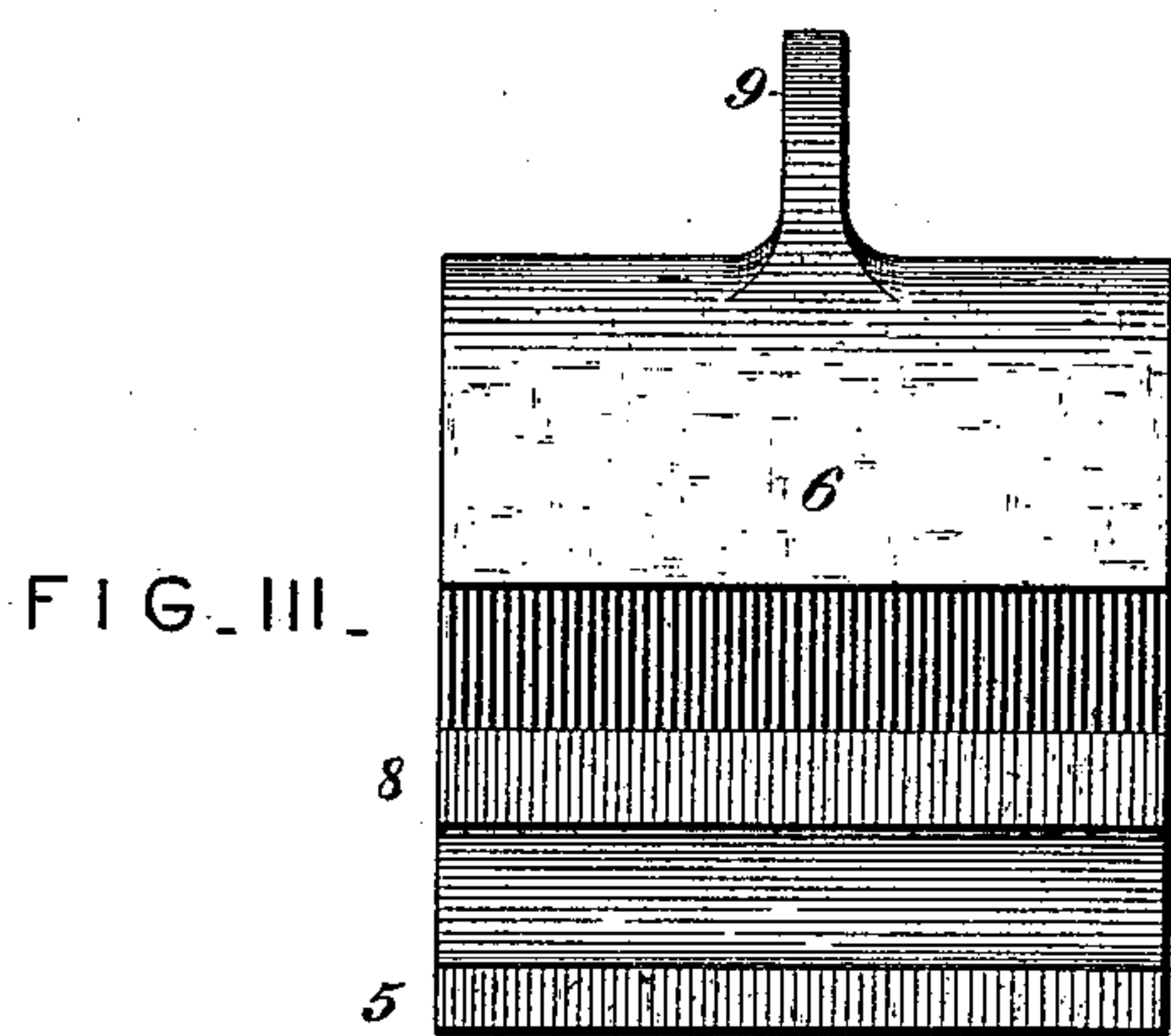
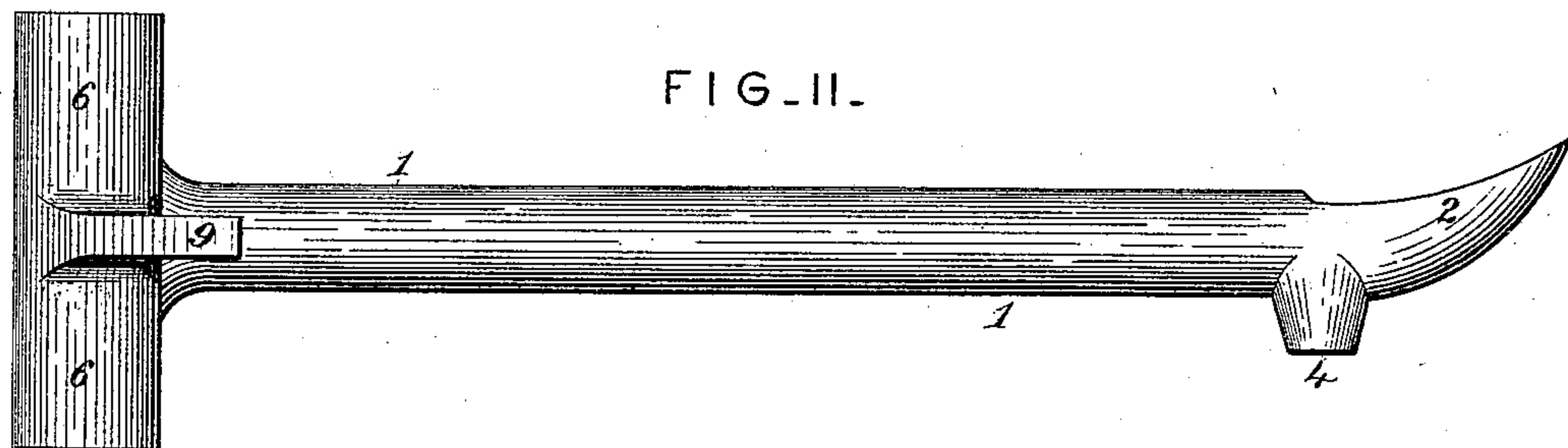
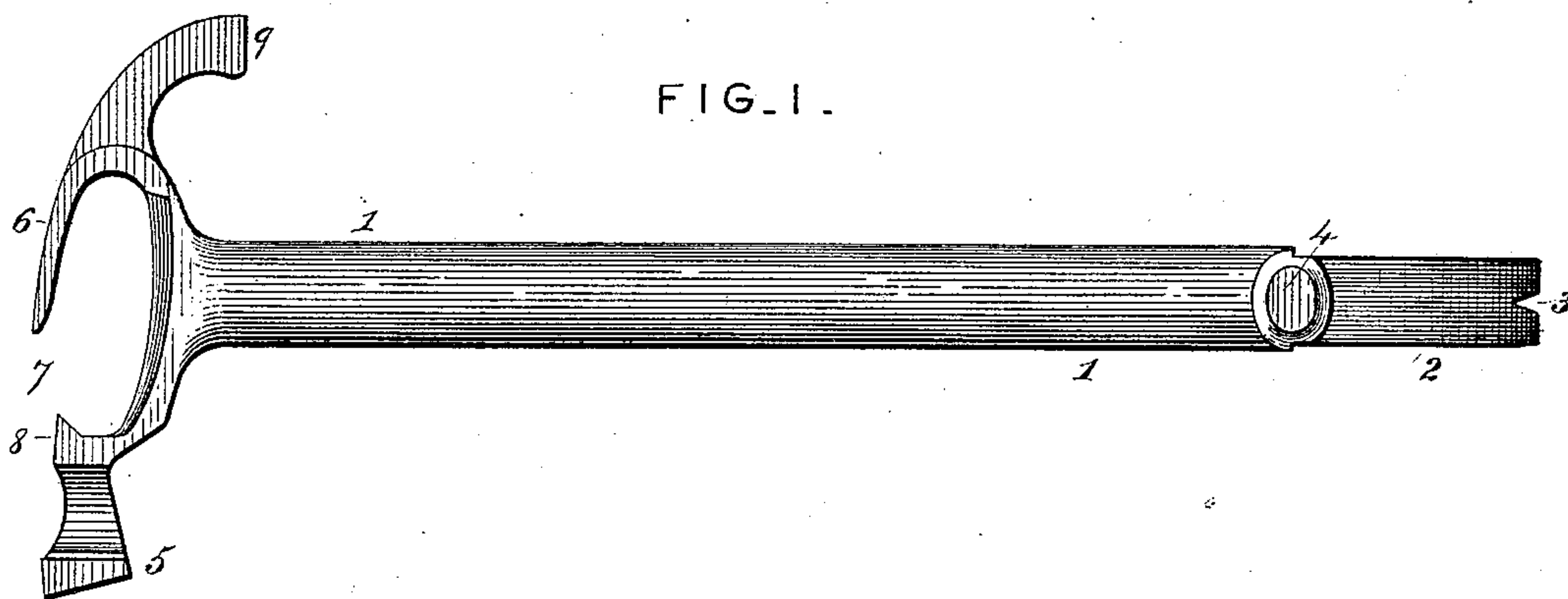


(No Model.)

G. & H. H. HIBBERD.
COMBINATION TOOL.

No. 304,320.

Patented Sept. 2, 1884.



Attest.
Geo. T. Smallwood.
Geo. L. Wheelock.

Inventors.
George Hibberd. and
Harry H. Hibberd.
by Knight Bros.
attys

UNITED STATES PATENT OFFICE.

GEORGE HIBBERD AND HARRY H. HIBBERD, OF WHEELING, WEST VIRGINIA.

COMBINATION-TOOL.

SPECIFICATION forming part of Letters Patent No. 304,320, dated September 2, 1884.

Application filed July 7, 1884. (No model.)

To all whom it may concern:

Be it known that we, GEORGE HIBBERD and HARRY H. HIBBERD, citizens of the United States, residing at Wheeling, in the county of Ohio and State of West Virginia, have invented certain new and useful Improvements in Combination-Tools, of which the following is a specification.

The invention has for its object the perfection of the device described and claimed in my contemporaneous application, No. 130,870, filed on the 9th of May, 1884. In the device described in said application a pair of pot-hooks were arranged on the end of the handle remote from the pan-lifter and hammer-head, but it has been found that when located in this position they are apt to hurt the hand in lifting heavy weights, driving tacks, &c.

The invention consists, therefore, in locating said pot-hooks upon the end of the implement with the other devices which require more or less strength in using them.

In order that our invention may be fully understood, we will proceed to describe it with reference to the accompanying drawings, in which—

Figure I is a side elevation of our improved combination-tool. Fig. II is a top view of the same, and Fig. III is an end view thereof.

1 is the shank, which is curved, as shown at 2, to form a stove-plate lifter, a notch, 3, in the extremity thereof adapting it for use as a tack-drawer. 4 is a heel or fulcrum, which will assist in drawing the tack should the curved heel of the tack-drawer prove insuffi-

cient. The other end of the implement is provided with two separate arms, 5 6, the first one, 5, being so shaped as to serve the purpose of a tack-hammer, and the second, 6, formed of a shape approximating that of the letter C. The edge of the pan is inserted in the opening 7 thus formed, and when power is applied to the handle for the purpose of lifting it it bears against the shoulder 8 and the inner face of the overhanging portion of the C-shaped arm 6. 9 is the pot-hook, which is formed on the upper portion of the lug 7, and curved backward, as represented.

Having thus described our invention, the following is what we claim as new therein and desire to secure by Letters Patent:

1. In a combination-tool, the combination, with a suitable handle, of a pan-lifter and pot-hook formed on one end of said handle, substantially as shown and described.

2. In a combination-tool, the combination, with a suitable handle, of a hammer-head and pot-hook formed on one end of said handle, as described.

3. The herein-described combination-tool, comprising a handle having a stove-plate lifter and a tack-drawer formed on one end thereof, and pan-lifter, tack-hammer, and pot-hook formed on the other end, substantially as described.

GEO. HIBBERD.
HARRY H. HIBBERD.

Witnesses:

JOSEPH R. PAULL,
LOUIS F. STIFEL.