

(No Model.)

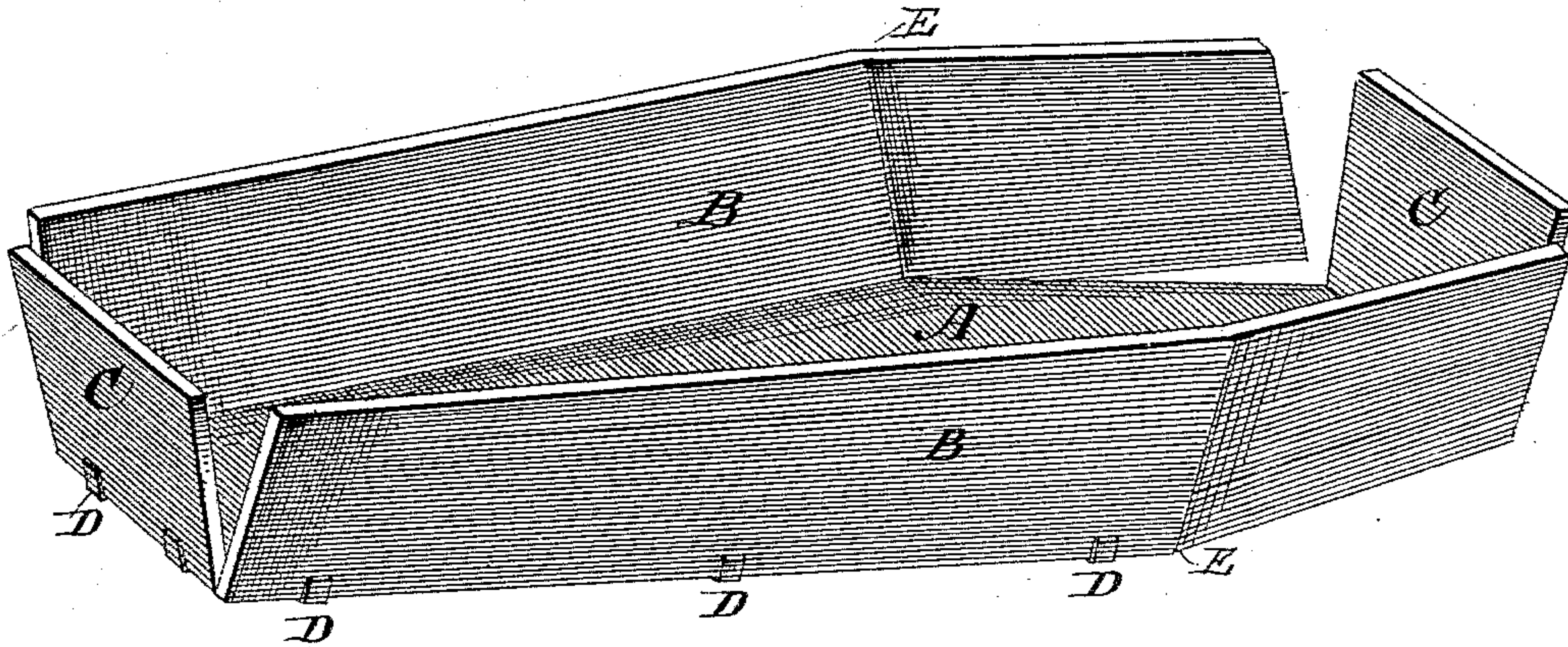
J. LOCHER.

KNOCKDOWN COFFIN, BOX, &c.

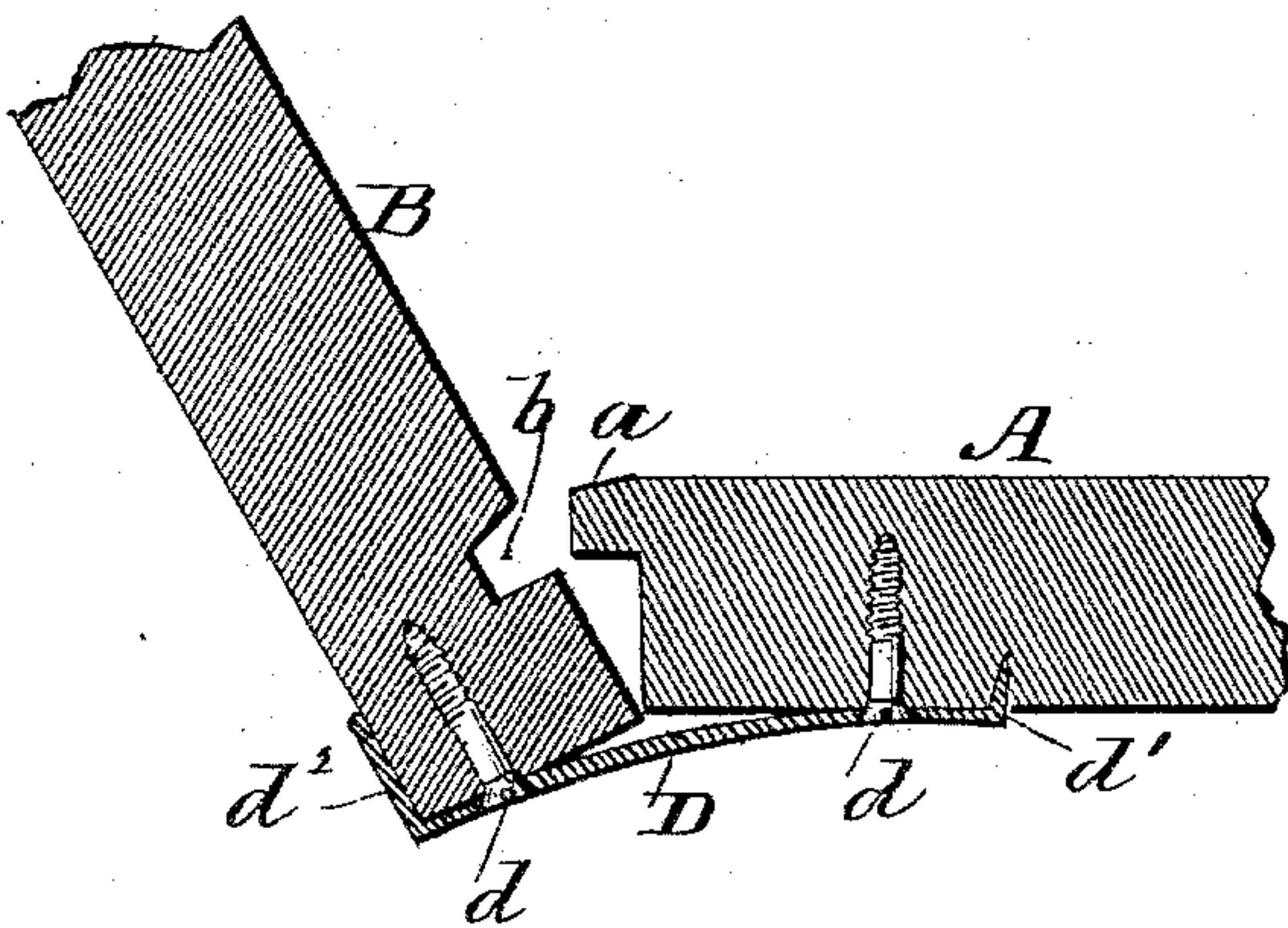
No. 304,113.

Patented Aug. 26, 1884.

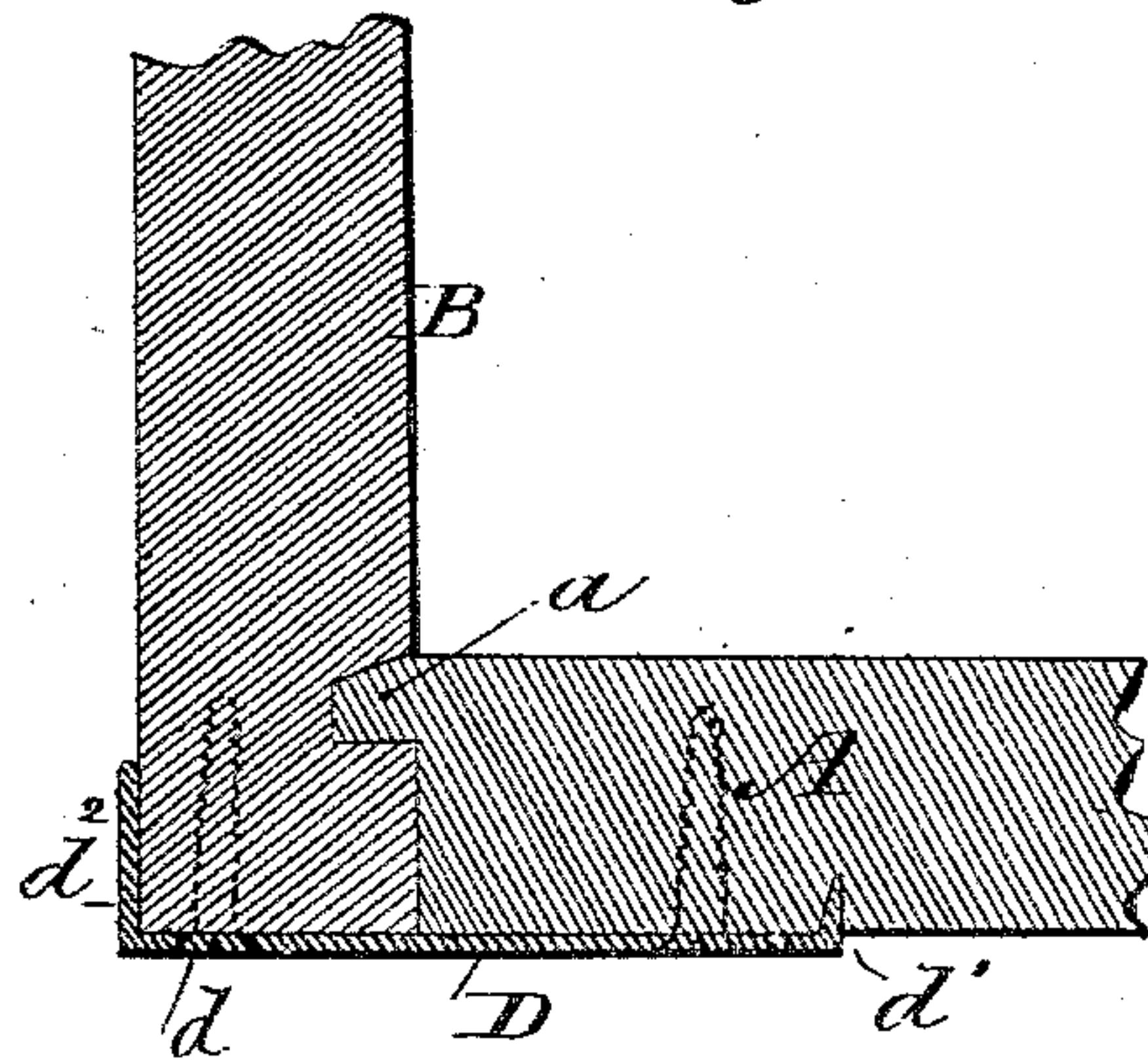
*Fig. 1.*



*Fig. 2.*



*Fig. 3.*



Witnesses:  
L. C. Hills  
W. B. Masson

Inventor.  
James Locher  
by E. E. Masson  
attly.



# UNITED STATES PATENT OFFICE.

JAMES LOCHER, OF DECATUR, ILLINOIS.

## KNOCKDOWN COFFIN, BOX, &c.

SPECIFICATION forming part of Letters Patent No. 304,113, dated August 26, 1884.

Application filed March 1, 1884. (No model.)

*To all whom it may concern:*

Be it known that I, JAMES LOCHER, who have declared my intention to become a citizen of the United States, residing at Decatur, in the county of Macon and State of Illinois, have invented certain new and useful Improvements in Knockdown Coffins, Boxes, &c., of which the following is a specification, reference being had therein to the accompanying drawings, in which—

Figure 1 is a perspective of a coffin constructed in accordance with my invention, and represented as in condition to receive other coffins of the same size part way therein, whereby several may be nested together for transportation. Fig. 2 is an enlarged detail, the parts being in position for nesting; and Fig. 3, a similar detail, the parts being in their normal relative position.

The object of my invention is to so construct coffins that each may be readily arranged so as to be capable of receiving part way another of the same size, whereby several coffins of the same size may be nested together for transportation, and each be as readily put into condition for use as they could be if originally and permanently made in such condition. The attainment of my object involves a manner of connecting the side and ends to the bottom of the coffin which will permit of an inclination of said ends and sides sufficient in extent to enlarge the capacity of the coffin sufficiently to part way receive another coffin, and which at the same time shall prevent a further inclination of said sides and ends, as would occur were I to employ any of the usual constructions found in ordinary "knockdown" crates or boxes.

The distinctive characteristic of my invention is that the walls of the coffin are capable of being inclined outwardly without falling to a plane common with the bottom of the coffin, and be provided with metal fastenings and planed joints to form, when ready for use, a substantially water-tight receptacle.

Referring to the drawings, A represents the bottom, B the sides, and C the ends, of the coffin, and these parts are secured together by connecting-straps D, one end of which is secured to the bottom, and the other end of which is secured to the lower edge of the side or end.

I may increase or diminish the number of the connecting-straps as desired; but when each side is formed with an angle, E, it will be noticed that the connecting-straps D must be confined to one of the portions of the side which is straight. Each side being bent to adapt it to the shape of the bottom, it would be impossible to apply the connecting-straps to the sides at points on opposite sides of the apex of the angle and yet have a side capable of folding downward. The connecting-strap employed is a strip of metal in sheet or other desired form, which will stand bending for a limited number of times without breaking the same. This strip may be secured to the bottom and the side or end in any suitable manner. In this instance I employ a screw or screws, *d*. The strap is flanged at its end, as at *d'*, and forced into the wood of the bottom, so that the strip is secured upon the outer surface of the bottom. If desired, it may be let into the bottom and into the sides, whereby the outer surface of the strip may be flush with the outer surfaces of the parts connected thereby. Another flange, *d''*, may be formed at the opposite end of the connecting-strip, and may lie upon, come against, or be set into the side or end wall and at the lower edge thereof, where it will, when the coffin is completed, be covered by the usual molding or any other ornaments placed thereon. In this instance I groove the walls to receive a projecting tongue or rib, *a*, formed along the edges of the bottom A, to which the strips D are attached, and said groove *b* may, if desired, be duplicated, so that a double tongue or more than one tongue formed upon the edge of the bottom may extend into the side wall. Still I do not wish to limit my invention in this respect, as the groove and tongue may be dispensed with. Now, it will be seen that vertical joints in the walls, if free from connecting devices, permits said walls, when connected as described, to be inclined outwardly, so as to receive part way another coffin of the same size within them; and when a series of coffins are so nested together any ordinary band, crate, or box containing the whole nest may be employed to protect them from injury during transportation. After reaching their destination, the coffins are re-



moved from the package, the sides righted, as  
 shown in Fig. 3, and any usual ornamental or  
 other fastening devices are employed at the  
 vertical joints of the walls. Glue may also be  
 5 used upon the tongue *a* and the groove *b*, and the  
 coffin is otherwise fitted for use. The covers  
 of the coffins in the nest may be packed in the  
 same crate or box, beneath or above the nest  
 or within the upper coffin thereof, as desired.  
 10 Although I have herein described and illus-  
 trated my invention as applied to coffins, it  
 is apparent that any receptacle—such as boxes  
 and crates—may be constructed upon the same  
 principle, and may therefore be transported  
 15 from place to place at a great saving of ex-  
 pense; and I therefore do not limit my inven-  
 tion to coffins alone, but deem any receptacle  
 having walls secured to the bottom by metal  
 straps, so as to permit of an outward incli-  
 20 nation of said walls to a limited extent, and  
 sufficient only for nesting, as comprehended  
 by my invention; and at the same time I  
 am aware that it is not new to make knock-  
 down boxes and receptacles so that their walls  
 25 may be completely turned down so as to be  
 in line with the bottoms thereof, or partly  
 down, and secured by cords connecting the  
 sides at any desired angle, and I therefore do  
 not claim such latter construction as of my  
 30 invention.

It is also acknowledged that the coffins de-  
 scribed in this application cannot enter com-  
 pletely within another of the same size, but  
 they can enter sufficiently to save a large

amount of space as nested. If the sides were 35  
 lying flat upon each other, they would occupy  
 still less room; but their varnished surfaces  
 would be more likely to rub against each  
 other and be defaced while subjected to the  
 horizontal oscillations of railroad-cars than 40  
 when nested.

Having described my invention and its op-  
 eration, what I claim is—

1. A coffin or other receptacle having un-  
 connected walls secured to its bottom by con- 45  
 necting metal straps constructed and arranged  
 to extend across the joint between said walls,  
 substantially as specified, whereby said walls  
 are adapted to be inclined outwardly to a lim-  
 ited extent only, substantially as and for the 50  
 purpose set forth.

2. The combination of the unconnected walls  
 and the bottom of a coffin or other receptacle  
 with elastic connecting-strips, constructed and  
 operating to extend across the joint between 55  
 said walls, substantially as specified.

3. The combination of the grooved wall B,  
 tongued bottom A, and the metal strip D, pro-  
 vided with the flanges *d'* *d*<sup>2</sup>, and with attach-  
 ing devices, as *d*, for securing said strip to the 60  
 bottom, substantially as specified.

In testimony whereof I affix my signature  
 in presence of two witnesses.

JAMES LOCHER.

Witnesses:

JOHN ARCHER,  
 JNO. F. ARCHER.