

(No Model.)

I. G. HATCHER.
BURIAL CASKET.

No. 304,101.

Patented Aug. 26, 1884.

Fig. 1




Fig. 2.




Fig. 3.



Fig. 4.

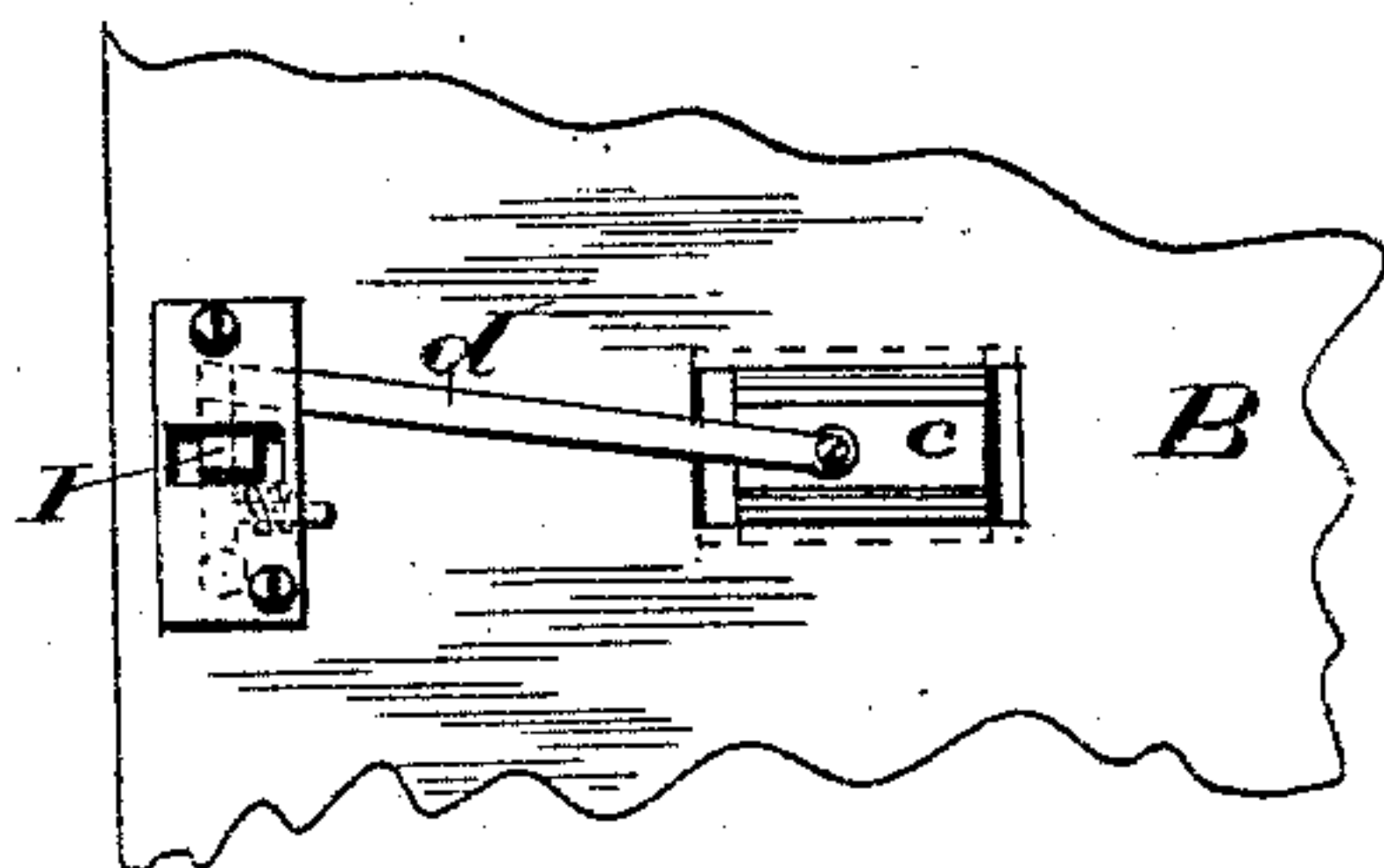
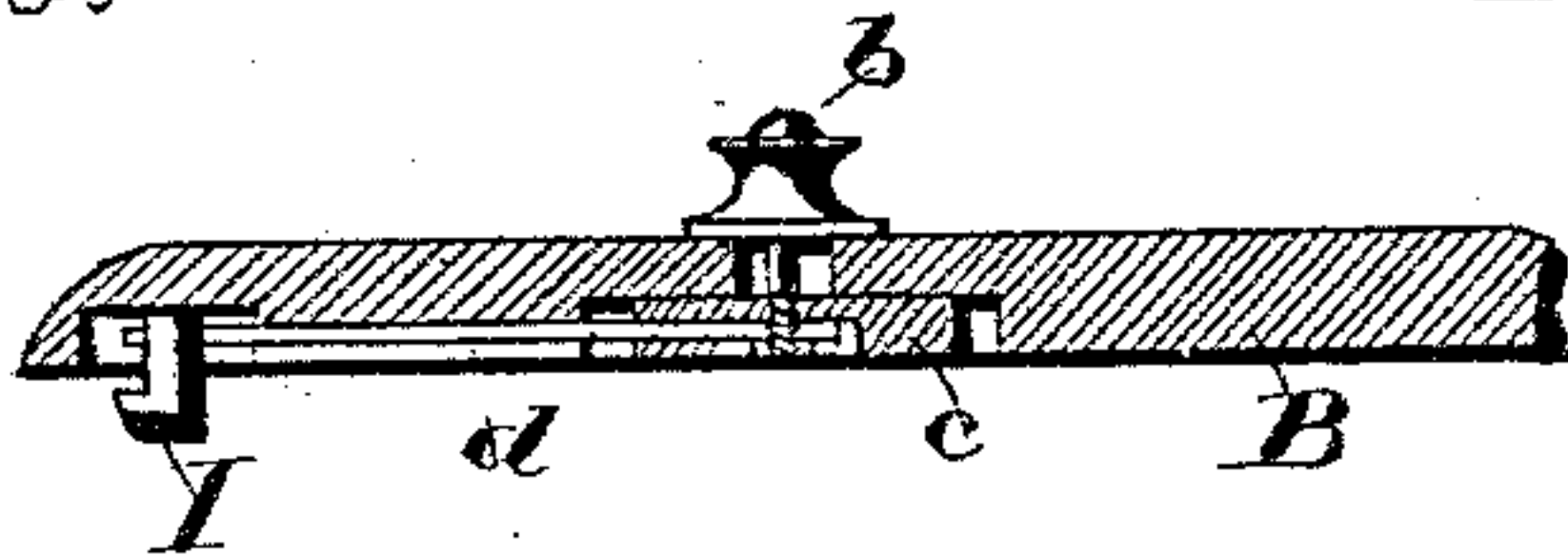


Fig. 5.



WITNESSES

Wm M. Monroe.

Geo W. King

INVENTOR

Isaiah G. Hatcher.

by

Leggett and Leggett.

ATTORNEYS

UNITED STATES PATENT OFFICE.

ISAIAH G. HATCHER, OF CLEVELAND, OHIO.

BURIAL-CASKET.

SPECIFICATION forming part of Letters Patent No. 304,101, dated August 26, 1884.

Application filed February 12, 1884. (No model.)

To all whom it may concern:

Be it known that I, ISAIAH G. HATCHER, of Cleveland, in the county of Cuyahoga and State of Ohio, have invented certain new and useful Improvements in Burial-Caskets; and I do hereby declare the following to be a full, clear, and exact description of the invention, such as will enable others skilled in the art to which it pertains to make and use the same.

My invention relates to improvements in burial-caskets, the object being to provide the middle panel of the cover with undercut edges adapted to receive and secure the beveled contiguous ends of the head and foot panels. A further object is to provide a recessed seat in the cover for the head or removable panel, the walls of which are adapted to hold the panel laterally and to hide the joint between these parts. A further object is to provide connecting mechanism by means of which the lock that secures the front end of the end panel may be actuated by one of the lifting knobs or handles of the panel.

With these objects in view my invention consists in certain features of construction and in combination of parts hereinafter described, and pointed out in the claim.

In the accompanying drawings, Figure 1 is a view in perspective of the cover of a burial-casket embodying my invention, with the head-panel removed. Fig. 2 is a view in perspective of the head-panel. Fig. 3 is a longitudinal vertical section through the cover and panels. Fig. 4 is a bottom view, and Fig. 5 is a vertical section, both in detail, showing the lock-actuating attachment.

A represents the cover of a burial-casket.

B, C, and D are respectively the head, middle, and foot panels thereof. Heretofore these panels have usually been more or less separated. I bring the panels together, as shown in Figs. 1 and 3. The undercut edges of the panel C overlap the beveled ends of the panels B and D, so that these ends are secured without other fastening. As these caskets are usually kept in stock for some time, the panels are liable to warp, so as to show an opening between the panel and cover. I have therefore provided a recessed or depressed seat for the same, as shown at *a*, Fig. 1, the walls

of which not only conceal the joint below the panel and cover, but also hold the panel laterally. The front end of the removable panel B is secured, in the usual manner, by a locking device.

Heretofore the hook-catch that formed a part of the locking device was operated by a pin or device projecting from the front end either of the panel or cover. In removing the panel the said pin was first pressed back and held while the front end of the panel was raised, after which the operator, having usually only two hands to work with, was compelled to change the position of his hands in order to lift the panels by the knobs. It is desirable, for obvious reasons, that this front panel be so constructed and secured that it may be quickly and quietly removed or replaced in position. I have therefore devised means of operating the locking device by means of one of the lifting-knobs. The screw end of the knob *b* passes through a slot in the panel, and is secured to the sliding block *c*, or equivalent device, secured in a recess on the under side of the panel. A rod, *d*, connects this block *c* with the hook-catch *I*. As the operator lays hold of the knobs, by a slight lateral pressure on the knob *b*, the catch *I* is drawn back, and the panel is at once removed. These knobs are of a variety of patterns and fanciful designs, and by attaching them to the block *c* by their screw ends, with which they are furnished, the knobs may easily be removed for shipment or replaced by others of a different pattern when so desired.

What I claim is—

In a burial-casket, the combination, with the removable panel having a beveled inner end, of the cover provided with a depressed seat undercut at its inner end, and a locking device to secure the outer end of the panel to the cover, substantially as described.

In testimony whereof I sign this specification, in the presence of two witnesses, this 2d day of February, 1884.

ISAIAH G. HATCHER.

Witnesses:

C. H. DORER,

ALBERT E. LYNCH.