

(No Model.)

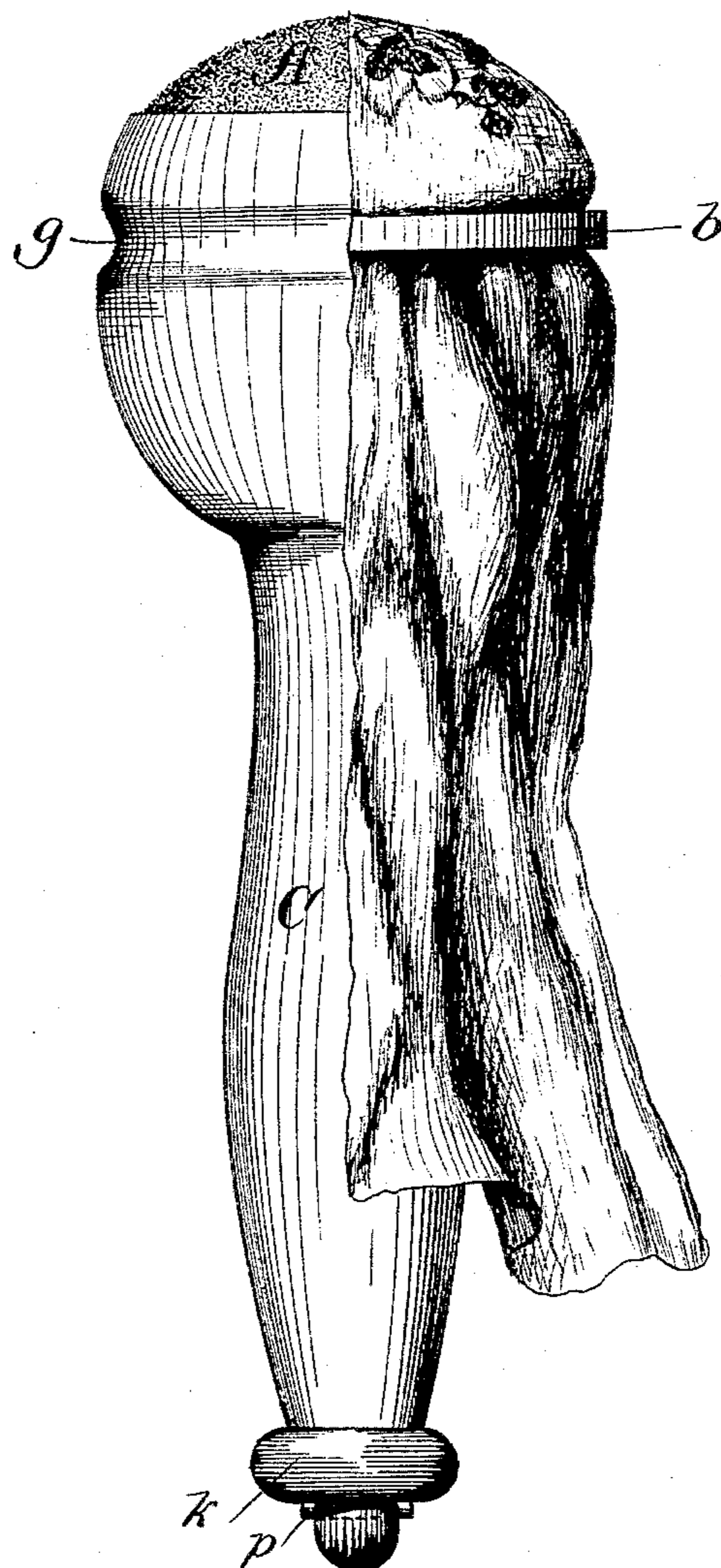
2 Sheets—Sheet 1.

C. E. RAMUS.
EMBROIDERING CUSHION.

No. 304,030.

Patented Aug. 26, 1884.

Fig 1.



Witnesses:
Chas. E. Gaylord,
E. C. Lutherman.

Inventor:
Charles E. Ramus.
By Banning & Banning,
Attorneys.

C. E. RAMUS.
EMBROIDERING CUSHION.

No. 304,030.

Patented Aug. 26, 1884.

Fig. 2.

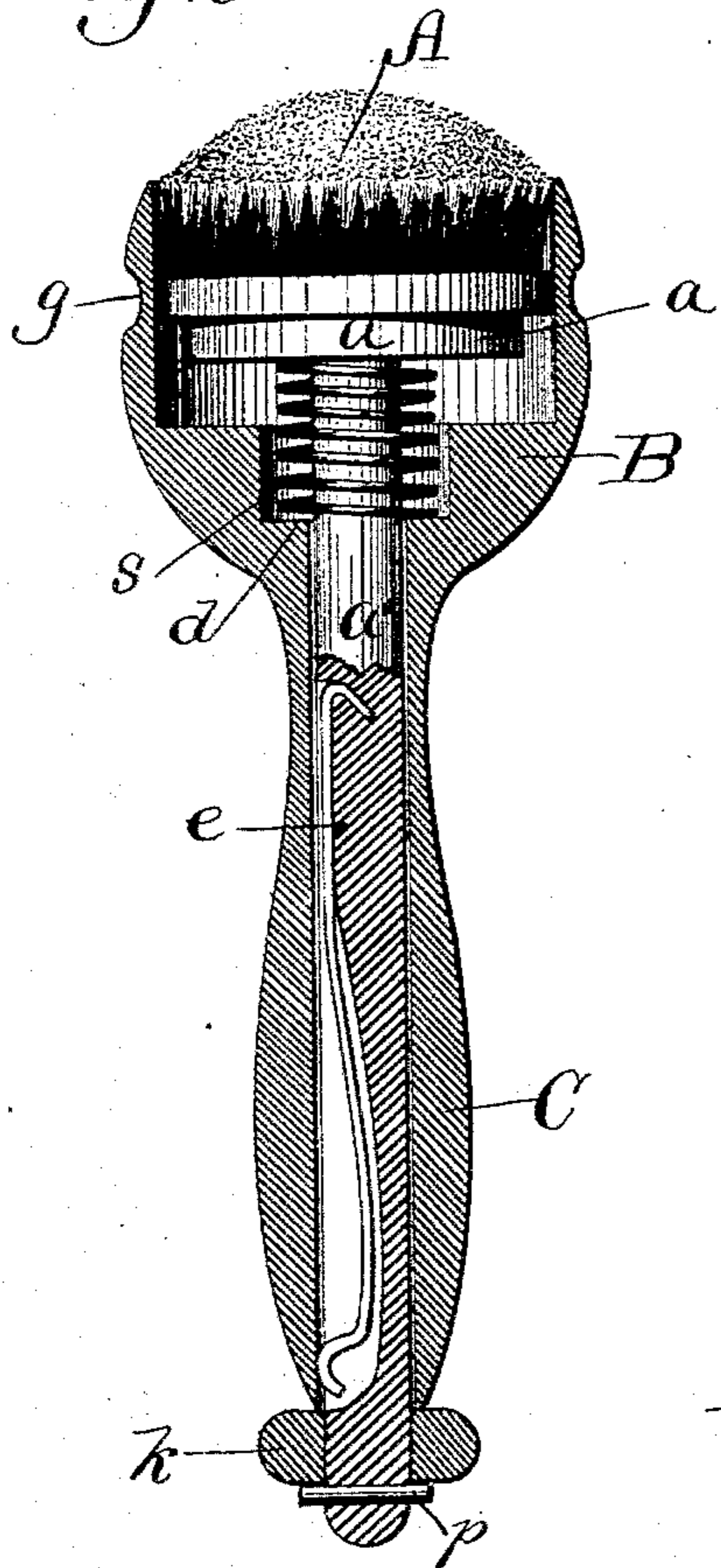


Fig. 3.

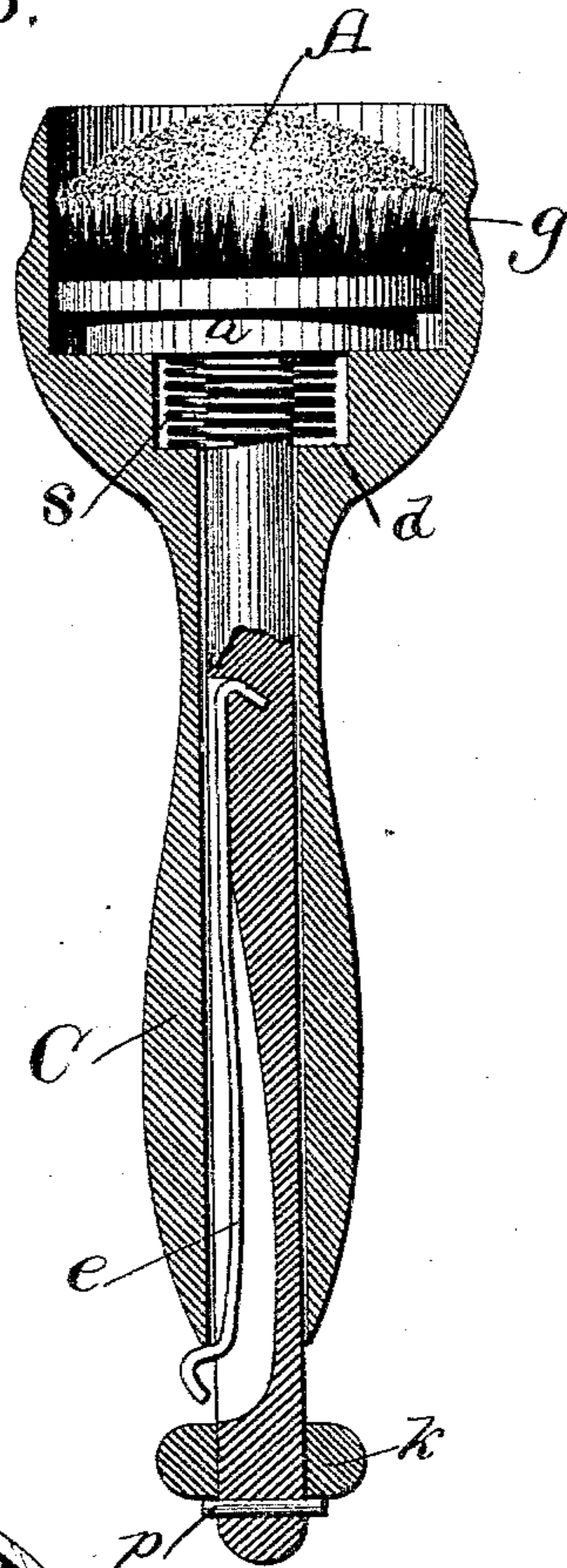
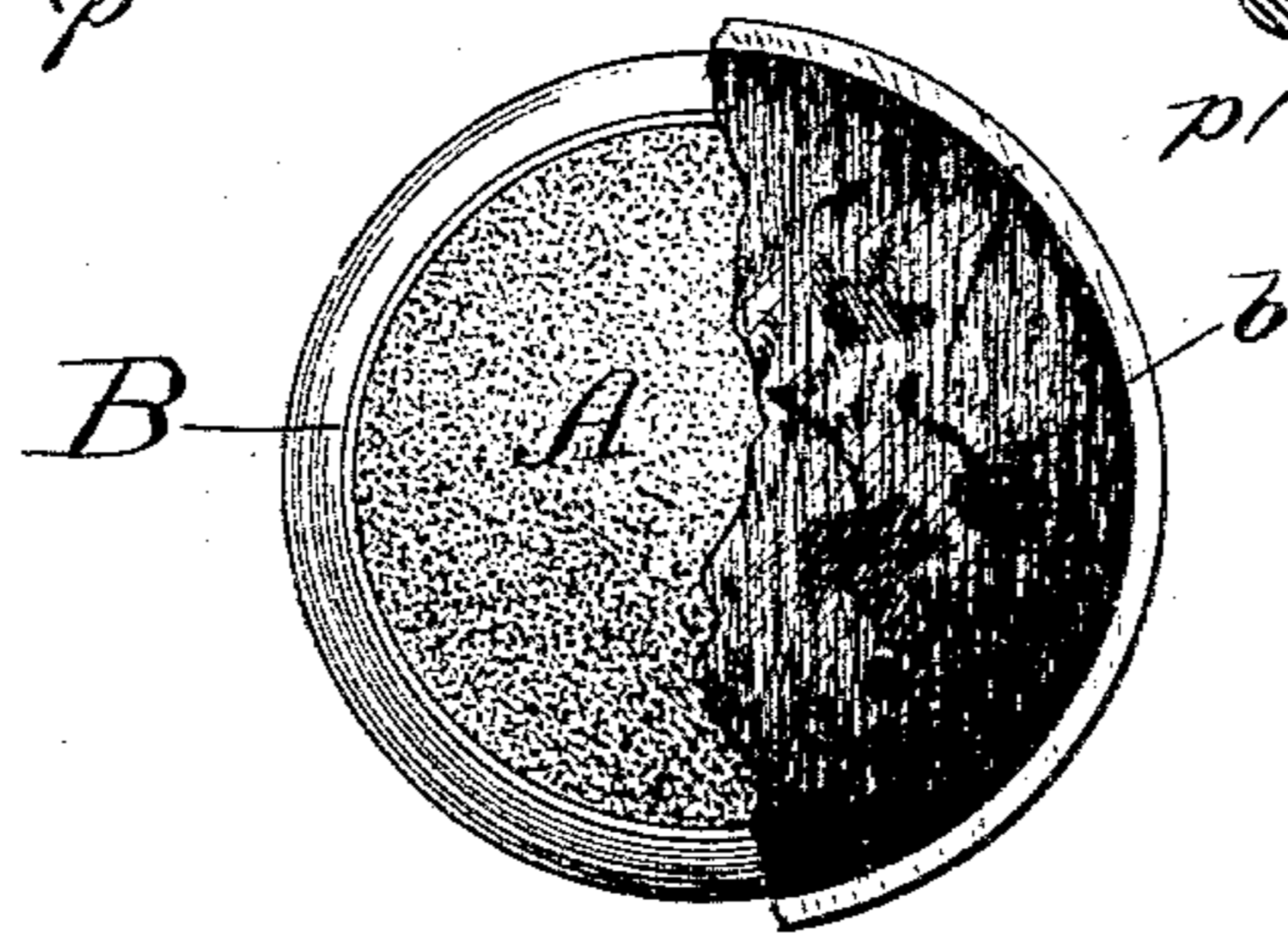


Fig. 4.



Witnesses:
Chas. E. Gaylord.
C. C. Lithicum.

Inventor:
Charles E. Ramus.
By Bauning & Bauning.
Attorneys.

UNITED STATES PATENT OFFICE.

CHARLES E. RAMUS, OF CHICAGO, ILLINOIS.

EMBROIDERING-CUSHION.

SPECIFICATION forming part of Letters Patent No. 304,030, dated August 26, 1884.

Application filed October 10, 1883. (No model.)

To all whom it may concern:

Be it known that I, CHARLES E. RAMUS, of the city of Chicago, in the county of Cook and State of Illinois, have invented a new and
5 useful Improvement in Embroidering-Cushions, of which the following is a specification.

My invention is designed to provide a convenient cushion upon which articles to be embroidered or repaired may be stretched and
10 securely held; and to this end the invention consists in providing a cushion formed of bristles or fiber held in a suitable casing, which may be made of wood, rubber, celluloid, or other light material.

15 The invention further consists in certain features of construction whereby the cushion is protruded from or withdrawn into the casing.

In the accompanying drawings my invention is embodied in a small cushion provided with a circular case having a handle. This cushion is especially adapted for use in embroidering small designs on articles, such as handkerchiefs, and for repairing stockings
25 and rents in clothing, &c.

In the drawings, Figure 1 is a perspective view of the cushion and its case, showing the work spread over a portion of the cushion, and also a section of the retaining-band. Fig.
30 2 is also a perspective of the cushion and a vertical section of the case and handle. Fig. 3 is a similar view of the cushion and handle, the cushion being withdrawn into the case; and Fig. 4 is a top or plan view of the cushion, the upper rim of the case, and a section
35 of the retaining-band.

In Figs. 2 and 3 a portion of the stem which bears the brush is cut away to show the manner in which the long flat spring is attached
40 to such stem.

It may be remarked at the outset that this invention may be embodied in cushions of any desired size, and having cases of any form, and the following particular description
45 is therefore to be taken as referring only to one form of my invention—viz., that illustrated in the drawings.

As shown in the accompanying drawings, the cushion A is inclosed by a circular case,
50 B, having a hollow handle, C. The cushion

A is made of bristles or of some suitable fiber, and is mounted on a base-piece, *a*, which latter has a stem, *a'*, extending down through the hollow handle C. Case B is constructed with an open top, from which the cushion protrudes after the work is placed, and the cushion being uncovered, the needle passes freely through the cushion and the work above the top of the case. The stem *a'* may be provided at its end which protrudes from the handle with a knob, *k*, having a pin, *p*, inserted through or below said knob. The knob may be threaded and turned onto threads cut on the end of the stem *a'*. This knob and pin act as a stop to prevent the cushion from being protruded too far by the action of the coil-spring surrounding the stem *a'*. The coil-spring *s* surrounds the stem *a'*, and is seated against a shoulder, *d*, formed in the case, and at its upper end against base-piece *a*. A portion of the stem *a'* may be cut away and a long flat spring, *e*, placed in such space. The upper end of spring *e* has a hook which is let into stem *a'*, and the lower end has a shoulder which engages with the end of handle C, and holds the cushion within the case while the work is being placed, as shown in Fig. 3. After the work is spread over the end of case B, a retaining-band, *b*, may be stretched around the case B, and over the work, said band resting in a groove, *g*, cut around the circumference of the case. After the work is thus secured, a slight pressure on the knob or stem *a'* forces the hook on spring *e* inside the handle, and the coil-spring surrounding stem *a'* forces the cushion up into place, stretching the work, as shown in Figs. 1 and 4.

It is evident that the form of cushion here shown would be most convenient for embroidering designs on small articles, or when it is desired to insert the cushion into an article to be repaired. For embroidering large designs a cushion of greater diameter may be made.

When the cushion is very large, it may be found most convenient to omit the handle C, making the bottom of the case flat, and in such case the cushion may be held in the lap or placed on the table in front of the user. Where the handle is omitted, slots may be cut vertically in the sides of the case B, through

which slots pins set into the base-piece *a* protrude, to afford means for forcing the cushion down into the case.

As the adjusting of the cushion is principally designed to promote convenience in placing the work, such devices are not essential to the use of the cushion proper. I regard this feature as useful, however, to facilitate the placing of the work and the insertion of the small cushion into an article to be repaired, and also to stretch the work when placed.

The materials of which the cushion and case are made do not form a part of my invention. I prefer, however, to make the case of some light material and the cushion of bristles.

The whole article may be cheaply constructed, or it may be made as ornamental and expensive as desired.

I claim—

1. In an embroidering device, the combination, with a suitable case or holder having

an open top, of an uncovered cushion composed of suitable material, substantially as described, and for the purpose set forth. 25

2. The embroidering-cushion herein described, composed of the casing or holder, the cushion, and means for withdrawing the cushion within the casing, substantially as described. 30

3. The combination of the casing or holder, the cushion upon which the work is placed, means for withdrawing the cushion within the holder before placing the work on the former, and a retaining-band for holding the work, whereby the work is tightly stretched as the cushion is protruded from the holder, all substantially as described, and for the purpose set forth. 35

CHARLES E. RAMUS.

Witnesses:

CHARLES C. LINTHICUM,
HIRAM A. SMITH.