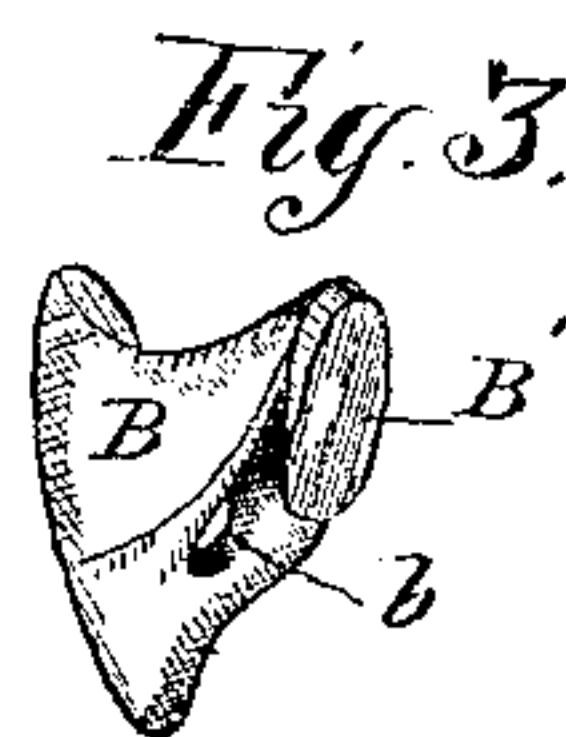
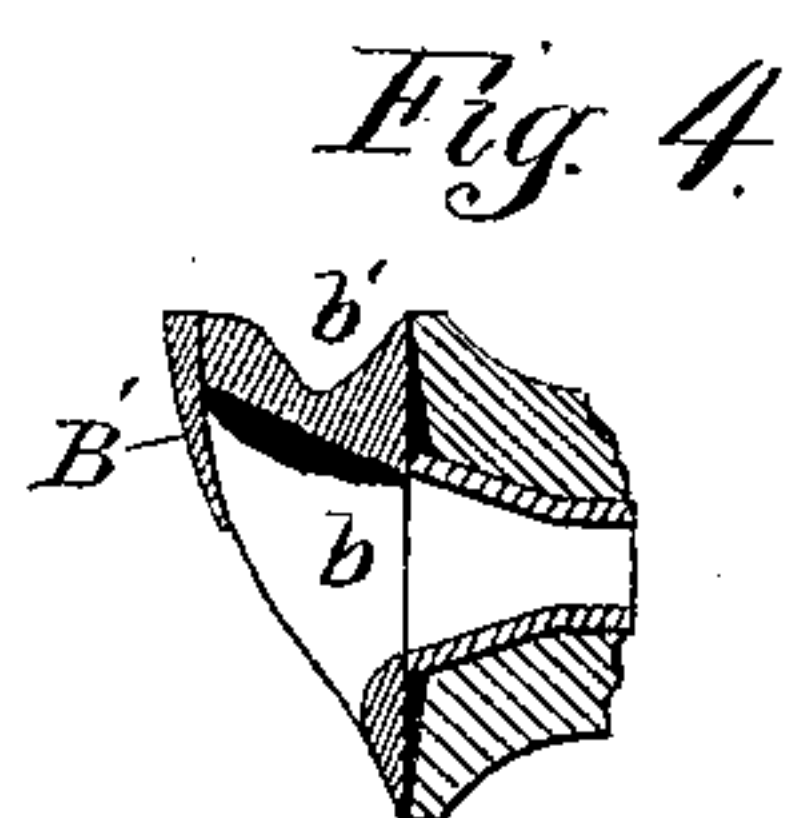
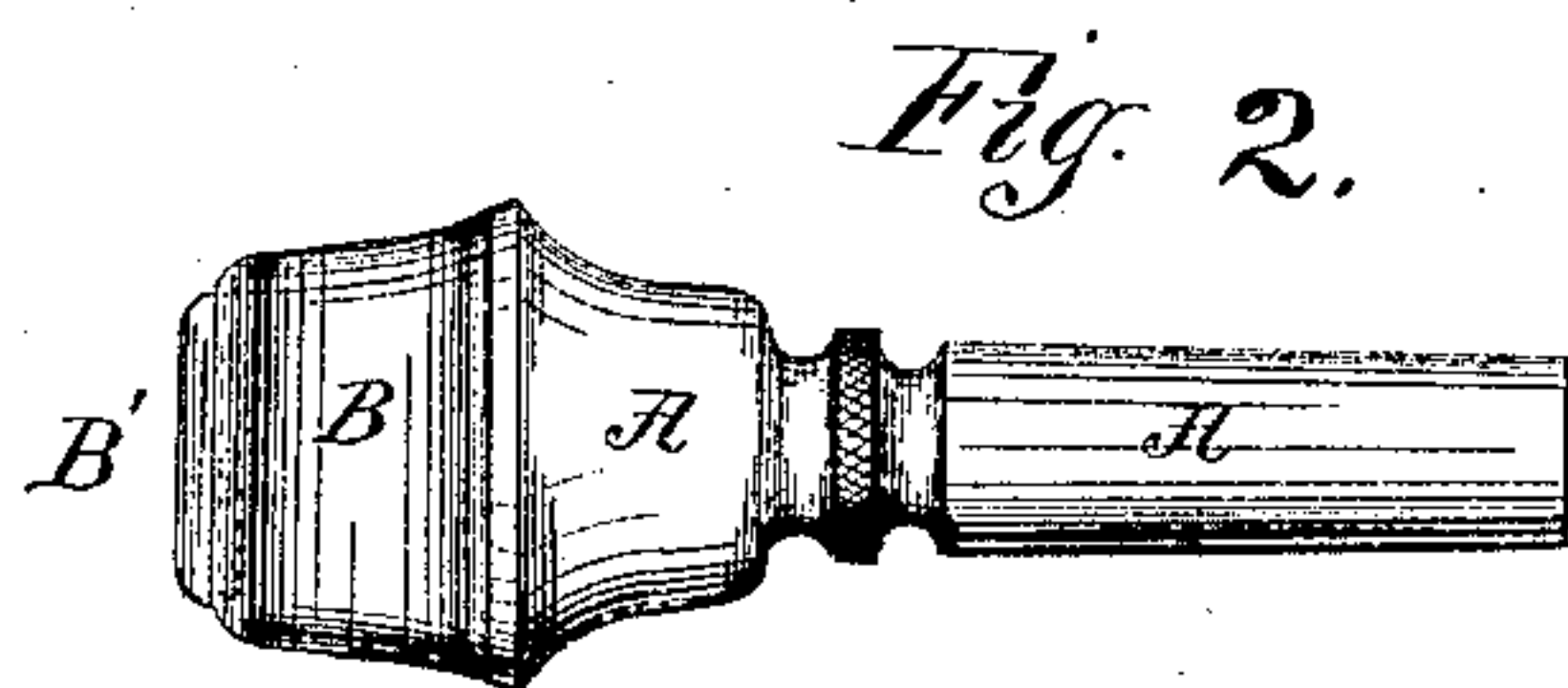
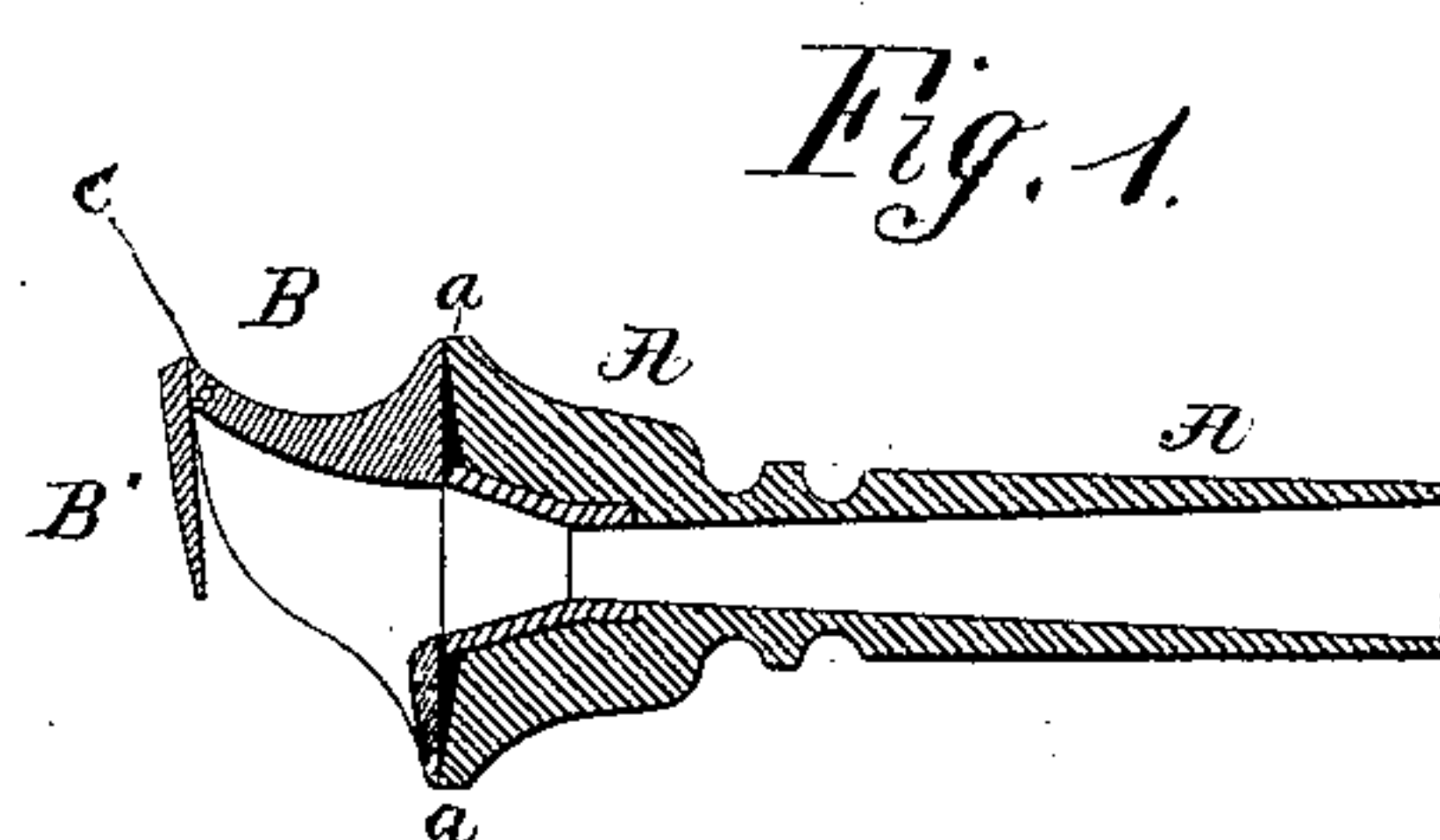


(No Model.)

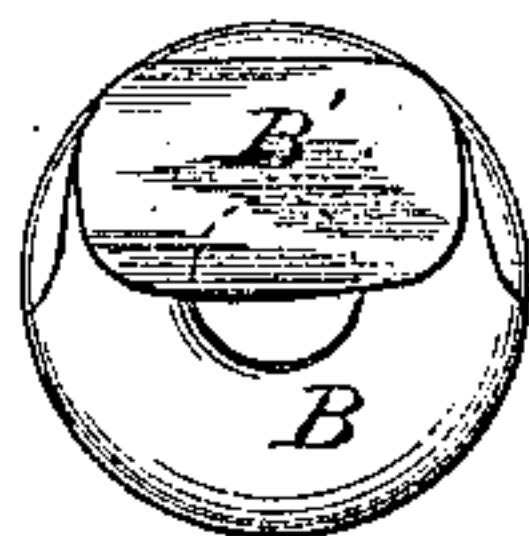
J. E. FOWLER.  
MOUTH PIECE FOR CORNETS.

No. 303,996.

Patented Aug. 26, 1884.



*Fig. 5.*



*Fig. 6.*

*c*

WITNESSES  
F. U. Adams  
Jno. H. Stockett,

INVENTOR  
John E. Fowler  
per Joseph Ridge Atty

# UNITED STATES PATENT OFFICE.

JOHN E. FOWLER, OF CHICAGO, ILLINOIS.

## MOUTH-PIECE FOR CORNETS.

SPECIFICATION forming part of Letters Patent No. 303,996, dated August 26, 1884.

Application filed October 19, 1883. (No model.)

*To all whom it may concern:*

Be it known that I, JOHN E. FOWLER, of the city of Chicago, county of Cook, and State of Illinois, have invented new and useful Improvements in Mouth-Pieces for Musical Instruments, of which the following is a full and complete description, reference being had to the accompanying drawings.

My invention relates to an improvement in mouth-pieces for cornets and other musical instruments of like character, in which the object is to produce the variations in tone by means of an artificial lip, or, rather, mechanism substituted for the natural lip, wherein in the present form of the invention I have applied to the ordinary mouth-piece for such instruments a supplementary mouth-piece, so constructed as to enable the performer to more easily and effectually produce the tones, especially the high notes, than can be accomplished by the natural lip, and without the fatigue attending the latter means of producing vibration.

In the drawings, Figure 1 is a longitudinal section of a mouth-piece with my improvement attached. Fig. 2 is a top view of the same. Fig. 3 is a perspective view of my improved attachment. Fig. 4 is a longitudinal section showing the supplemental mouth-piece in a compressed position. Fig. 5 is an end view of said supplemental mouth-piece, and Fig. 6 represents a spring.

A is a metallic mouth-piece, which may be of ordinary form and construction, or may vary therefrom, provided it is so formed that my improved attachment may be applied and suitably shaped to perform its function as a throat for the passage of wind to the instrument.

B represents my improved mouth-piece, composed in the present example of soft rubber molded into proper form. Mouth-piece, B is cemented or otherwise tightly secured at *a* to the mouth or front of mouth-piece A. The said mouth-piece B is provided with a central opening, *b*, communicating with the opening in mouth-piece A, and has a tapering front—i. e., the upper portion is projecting. To the latter is attached the artificial lip B', of the same material as said mouth-piece B, which may be molded with the lat-

ter, or otherwise attached. Lip B' is so attached to the projecting semicircular portion of mouth-piece B that only its upper portion or periphery is secured thereto. The lower portion of said lip B' is free to vibrate, and extends down partially across the opening *b*. Said lower portion of lip B' is of such thickness as to admit of ready vibration when blown upon by the performer.

To operate the instrument the mouth-piece B is placed in the mouth of the performer, with the projecting portion uppermost, with its end resting against the upper teeth. The lower lip of the performer rests in the concave lower portion of mouth-piece B, between which natural lip and the artificial lip B' the wind is supplied to the instrument. By pressure of the teeth against the end of the upper or projecting portion of mouth-piece B, the latter may be compressed or curved in different degrees, as shown at *b'*, Fig. 4. This action brings the lower or vibratory portion of lip B' in contact with the receding or curved adjacent portion of mouth-piece B. The result thus produced is to shorten or lengthen the said vibratory portion of lip B', by means of which the range of tone is effected.

To increase the elastic properties of mouth-piece B, I insert a curved spring, C, Fig. 6, transversely in the upper portion of said mouth-piece B, in proximity to lip B', which is also shown in Fig. 1. Spring C, while it aids in the prompt action of said lip, is not essential to its proper performance.

Having thus fully described my said invention, what I claim, and desire to secure by Letters Patent, is—

1. In combination with a cornet, or other musical instrument of like character, the compressible or elastic mouth-piece B, provided with a lip, B', so attached to said mouth-piece that its vibratory portion may be lengthened or shortened by compression and contact, substantially as and for the purpose described.

2. The combination of mouth-piece A, elastic mouth-piece B, and lip B', substantially as and for the purpose specified.

JOHN E. FOWLER.

Witnesses:

WILLET DORLAND,  
JOSEPH RIDGE.