

(No Model.)

E. C. BARTON & H. THOMASS.

MECHANICAL TOY.

No. 303,972.

Patented Aug. 26, 1884.

Fig. 1

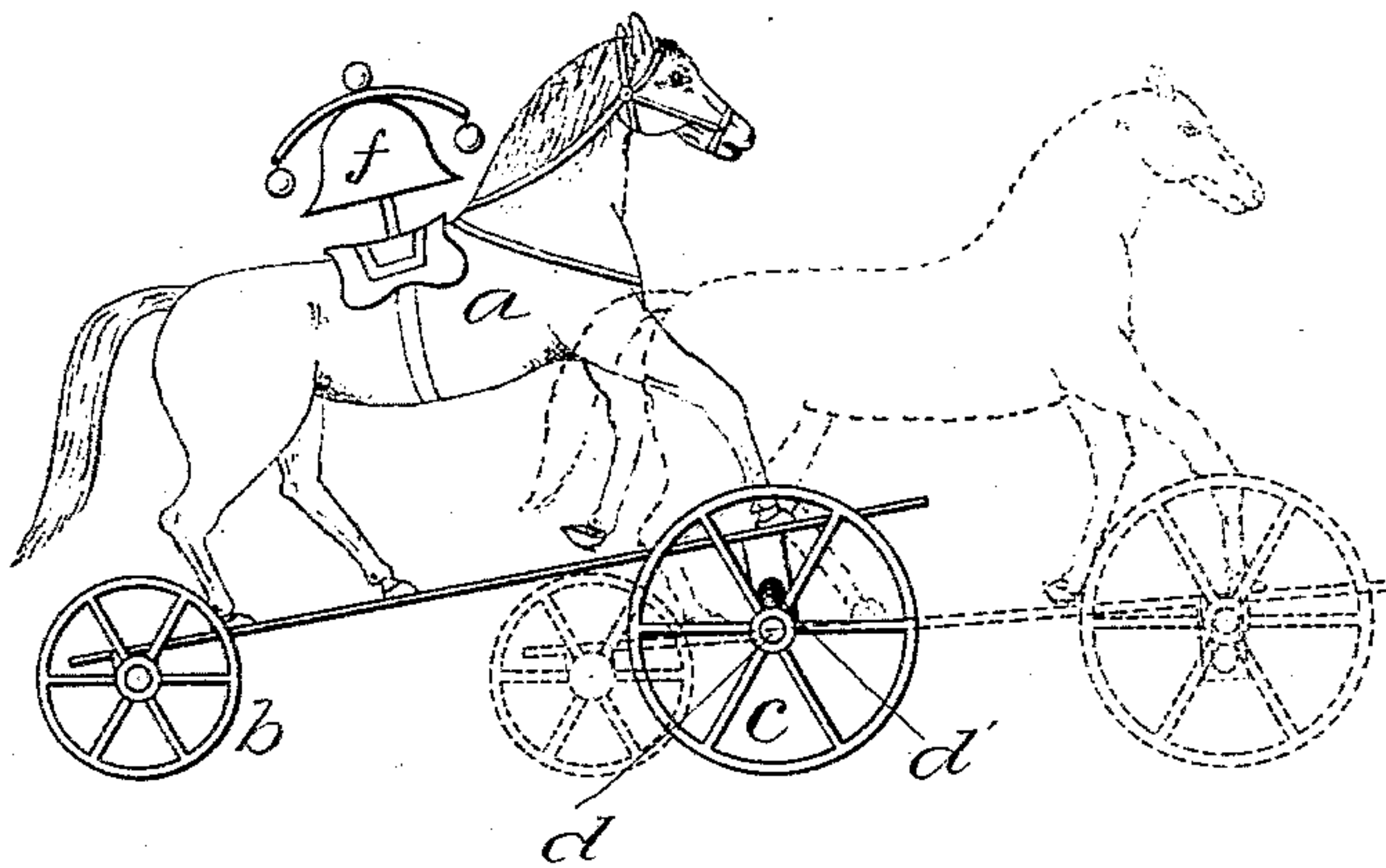


Fig. 2

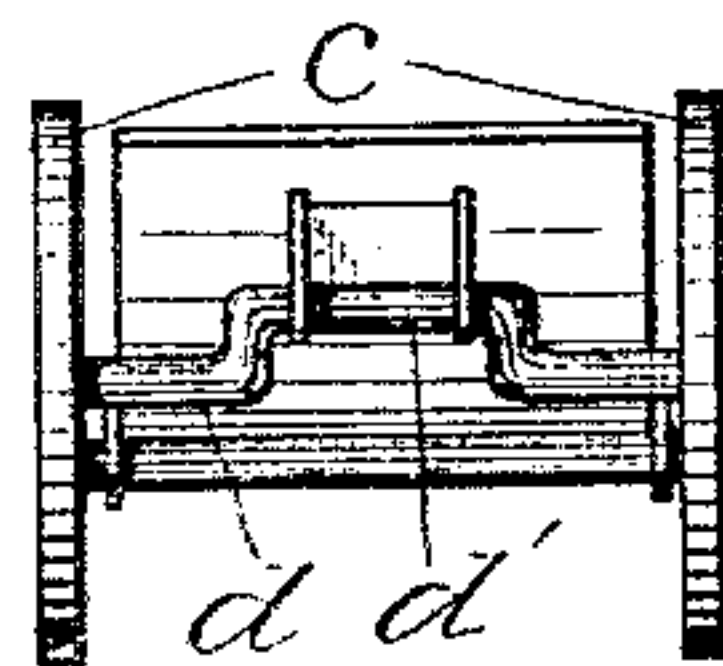


Fig. 3

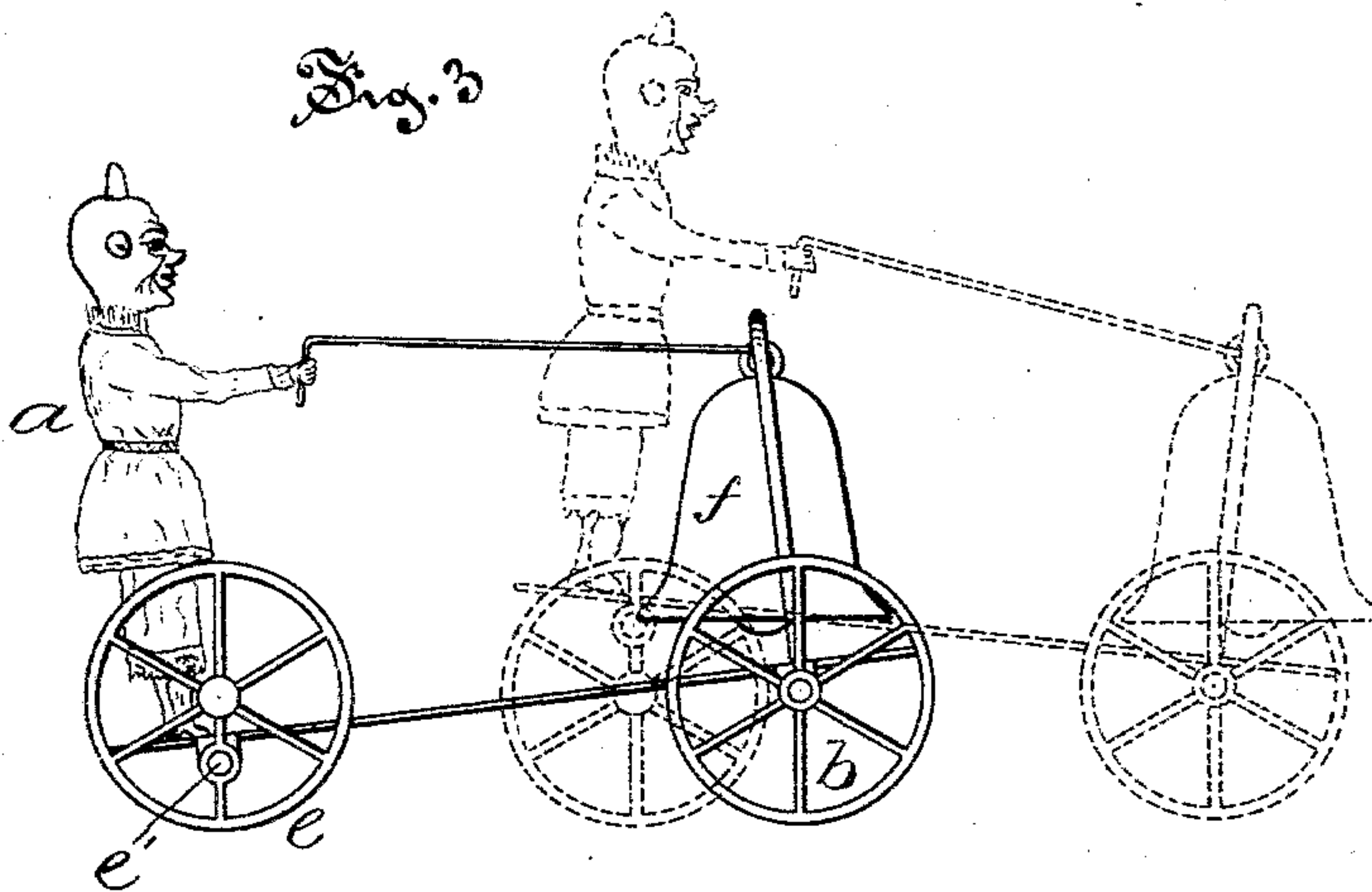
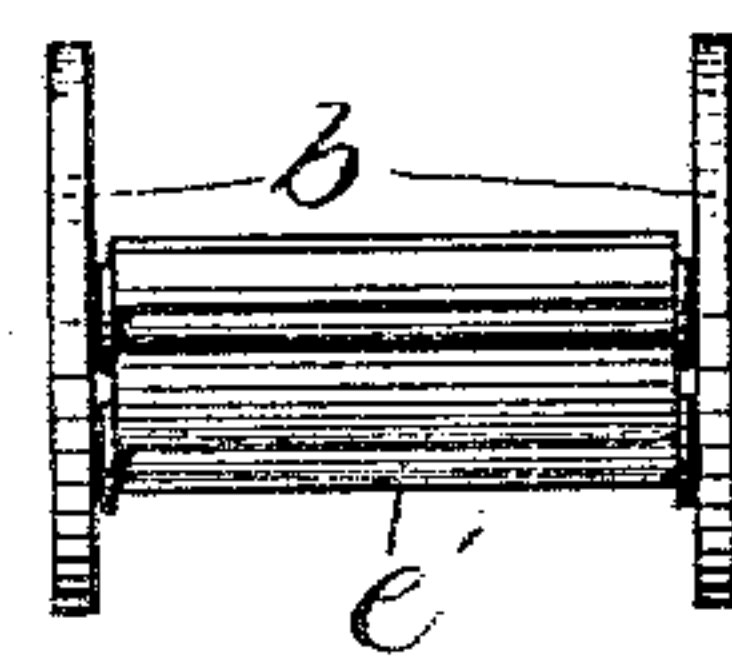


Fig. 4



Witnesses
W. M. Raperkman
Ed. J. Lincoln.

Inventors,
Elijah C. Barton &
Hermann Thomass,
By Simonds & Burdett,
Attys.

UNITED STATES PATENT OFFICE.

ELIJAH C. BARTON, OF EAST HAMPTON, CONNECTICUT, AND HERMANN THOMASS, OF BROOKLYN, NEW YORK.

MECHANICAL TOY.

SPECIFICATION forming part of Letters Patent No. 303,972, dated August 26, 1884.

Application filed July 2, 1884. (No model.)

To all whom it may concern:

Be it known that we, ELIJAH C. BARTON, of East Hampton, in the county of Middlesex and State of Connecticut, and HERMANN THOMASS, of Brooklyn, in the county of Kings and State of New York, have invented certain new and useful Improvements in Mechanical Toys; and we do hereby declare that the following is a full, clear, and exact description thereof, whereby a person skilled in the art can make and use the same, reference being had to the accompanying drawings, and to the letters of reference marked thereon.

Like letters in the drawings indicate the same parts.

Figure 1 is a side view of a toy embodying our improvement, the extreme vertical positions of the figures in the toy being shown in full and in dotted lines. Fig. 2 is an end view of the crank and part of the connected figure. Fig. 3 is a view in side elevation of a toy with alternate means of mounting the figure. Fig. 4 is an edge view of the wheels, showing their method of action with the axle.

Our invention relates to the class of toys mounted on wheels, the figures having imparted to them a vertical movement by means of the supporting-wheels. Prior to our invention figures of this general class have been mounted on a platform, and motion imparted to them by means of a crank and pitman pivotally connected to the crank or the figure, or by means of gearing driven by means of the axle.

The object of our improvement is to produce the desired motion of the wheeled figure by simpler and equally effective means; and it consists in the combination of the figure or figures with the crank on an axle, or by the equivalent device of eccentric adjustment of the axle supporting the figure. An undulating movement of the figure is produced as the result of the progressive and vertical motion of the axle, and this is sufficient to ring a bell attached to the figure or connected parts.

In the accompanying drawings, the letter *a* denotes the figure, which may be the representation of any desired object; *b*, a pair of wheels pivoted to one end of the figure; *c*, a pair of wheels connected to an axle, *d*, having a crank, *d'*, pivotally connected to the other end of the figure.

When our invention is embodied as shown in Fig. 1, the above lettered parts are em-

ployed; but in Fig. 3 one end of the figure is supported by wheels *e*, which are eccentrically pivoted to the axle *e'*; and it is obvious that when either of these figures are drawn forward, as by means of a string, the crank of the first figure will cause an up-and-down motion of the figure in substantially the same way as the eccentric motion of the wheels, as shown in Fig. 3. The figure in any case may support a bell, *f*, which is rung by the motion of the figure.

It is evident that our improvement is capable of embodiment in a great number of toys, and in all such we desire to claim it, the essential feature of our invention being the direct connection of a wheeled figure with the crank or axle that imparts to the figure the undulatory movement, substantially as described. Such an equivalent figure is one which, pivoted to the crank or the eccentric axle, has extending from it a support so made as to be in contact with the floor or surface on which the figure is to be moved, and afford a rest or point of support upon which the figure as a whole rocks, while the undulatory movement is imparted to it by the motion of the wheels.

We claim as our invention—

1. In a mechanical toy, the combination of the wheels having an eccentric axle, or axle with a crank, the support, and a figure, all substantially as described, and for the purpose set forth.

2. In a mechanical toy, a figure borne on a wheeled or sliding support, in combination with supporting-wheels having an eccentric axle, or one with a crank, whereby vertical motion is directly imparted to the figure, all substantially as described.

3. The combination of a figure, *a*, wheeled or sliding support *b*, and crank *d'*, directly connected to the figure at a distance from the first support, all substantially as described.

5. In combination, a figure, *a*, support *b*, wheels *e*, and eccentric axle *e'*, all substantially as described.

ELIJAH C. BARTON.
HERMANN THOMASS.

Witnesses to E. C. Barton:

HENRY G. CLARK,
WM. E. HALE.

Witnesses to Hermann Thomass:

GEO. CRONMEYER,
JNO. F. SHUCK.