

(No Model.)

W. A. KNIPE.
SOLE EDGE TRIMMER.

No. 303,865.

Patented Aug. 19, 1884.

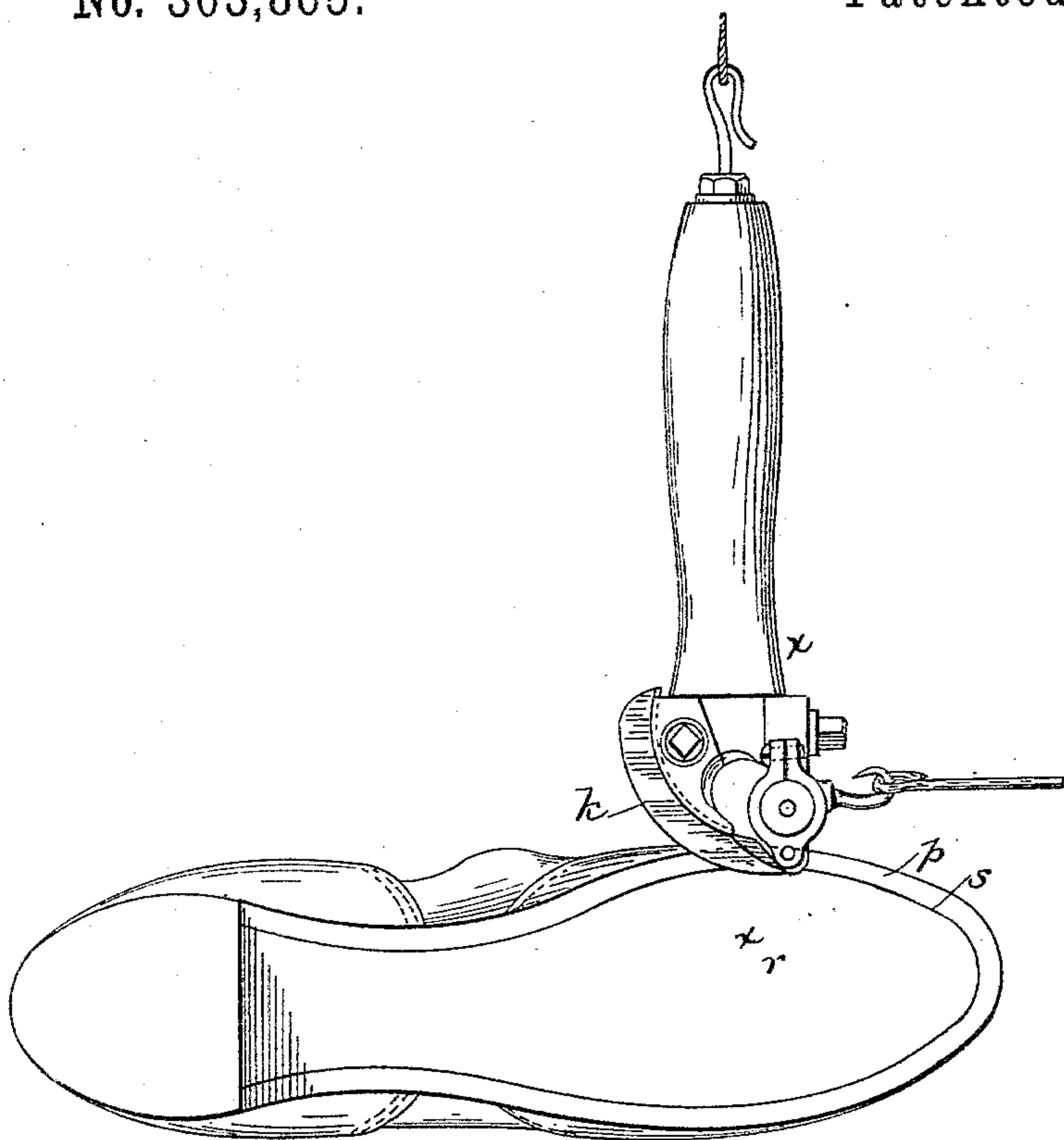


Fig. 1.

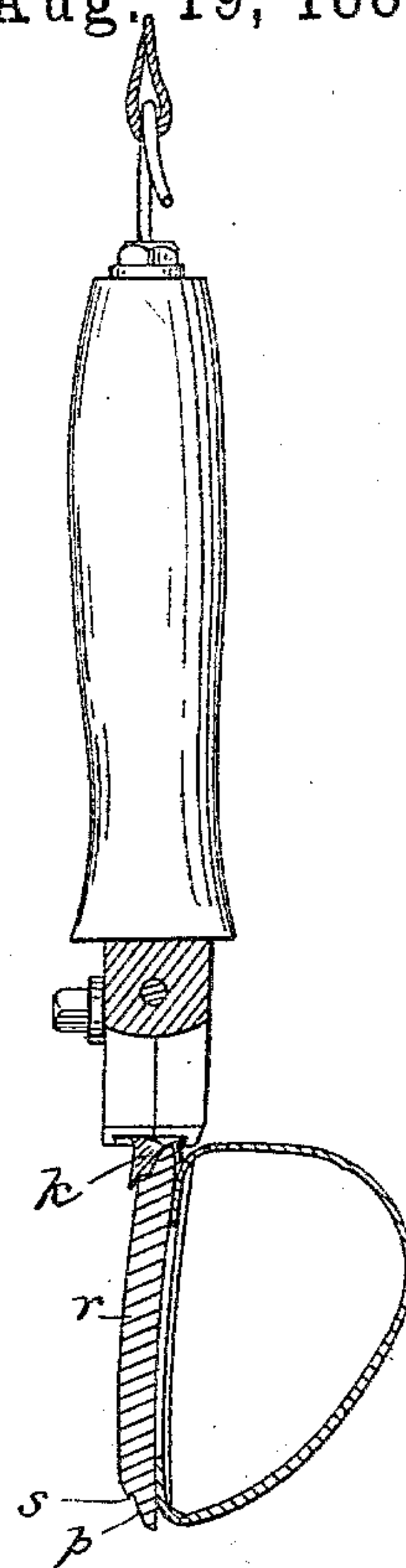


Fig. 2.

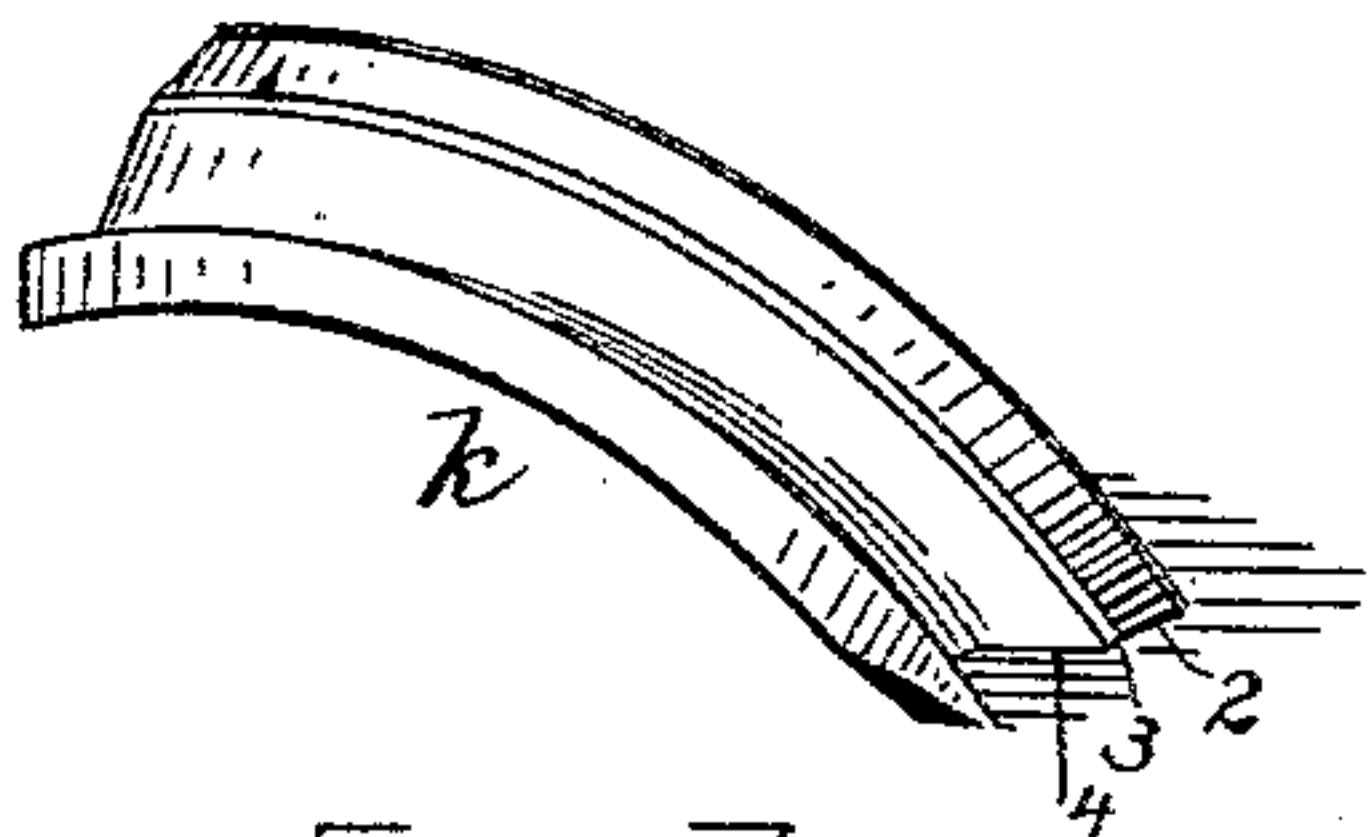


Fig. 3.

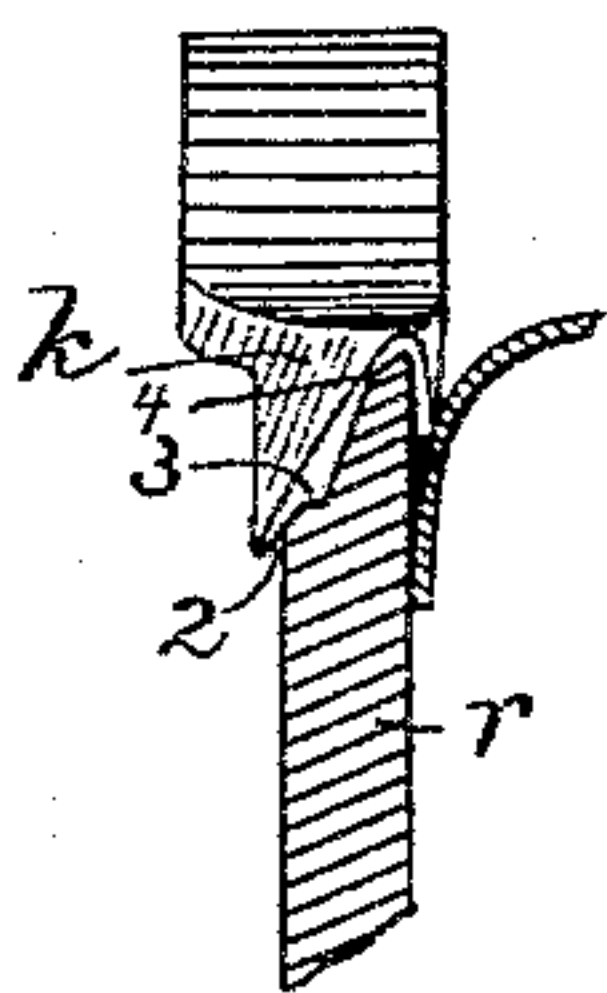


Fig. 4.

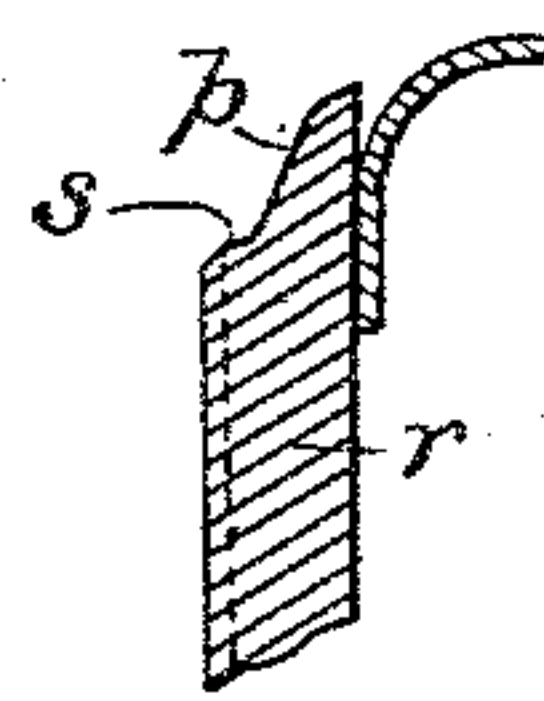


Fig. 5.

WITNESSES:

C. S. Gooding.
A. L. White.

INVENTOR:

W. A. Knipe,
by Wright & Brown
Attys.

UNITED STATES PATENT OFFICE.

WILLIAM A. KNIPE, OF HAVERHILL, MASSACHUSETTS.

SOLE-EDGE TRIMMER.

SPECIFICATION forming part of Letters Patent No. 303,865, dated August 19, 1884.

Application filed June 6, 1884. (No model.)

To all whom it may concern:

Be it known that I, WILLIAM A. KNIPE, of Haverhill, in the county of Essex, and State of Massachusetts, have invented certain Improvements in Sole-Edge Trimmers, of which the following is a specification.

This invention has for its object to provide improved means for trimming the edge of a shoe or slipper sole when a thin edge is to be formed by cutting under on the face of the sole.

The invention consists in the improved form of trimming-knife which I will now proceed to describe.

Of the accompanying drawings, forming a part of this specification, Figure 1 represents a side view of a trimming-knife embodying my improvements, with its supporting-stock, showing the position the knife occupies when trimming. Fig. 2 represents a section on line *x x*, Fig. 1. Fig. 3 represents a perspective view of the knife detached. Fig. 4 represents an enlarged section showing the knife on the edge of the sole. Fig. 5 represents a section of the sole as trimmed by the knife.

The same letters of reference indicate the same parts in all the figures.

In trimming the edges of light shoes and slippers it is often desirable to cut away the face of the sole to form a curved or beveled surface sloping upwardly and outwardly from the face of the sole, thus giving the sole a thin and delicate appearance at its margin. It is customary to burnish or set the portion thus cut away, and to buff the face of the sole inside of the cut-away portion. In order that the buffed and burnished portions may be sharply defined and present a regular line at their meeting point, it is usual to form a shoulder, 3, between the sloping and burnished portion *p* and the buffed face of the sole *r*, said shoulder being formed before the buffing operation is performed, and afterward reduced in thickness by the buffing-wheel. The sole is liable, however, to vary in thickness, so as to cause

said shoulder to vary in thickness at different points after the buffing operation has been performed, thus detracting from the appearance of the finished edge. To obviate this objection, I provide the trimming-knife *k* with a beveled portion, 2, projecting over the portion 3 of the knife that forms the shoulder *s*, said beveled portion beveling the sole between the shoulder *s* and the face of the sole, as shown in Fig. 5. The shoulder-forming portion of the knife is thus enabled to be made of the same width that the shoulder presents in the finished sole, the beveled portion 2 removing the surplus thickness at the outer edge of the shoulder, and clearly defining the latter, so that in case the sole varies in thickness the result of such variation will not be apparent on the shoulder *s*, the beveled portion of the sole being merged into the buffed portion, so that the variation produces no appreciable effect.

Usually the buffing operation will remove nearly or quite all of the beveled portion of the sole formed by the part 2 of the knife, as shown in Fig. 5, the dotted line indicating the face of the sole after buffing. The sloping or retreating surface *p* is formed by the molded portion 4 of the knife. (See Figs. 3 and 4.)

I claim—

The improved sole-edge-trimming knife, having the portion 4, formed to produce a sloping or retreating surface, *p*, on the sole, the portion 3, formed to produce a shoulder, *s*, and the beveled portion 2, formed to bevel the sole between the face thereof and the shoulder *s*, as set forth.

In testimony whereof I have signed my name to this specification, in the presence of two subscribing witnesses, this 31st day of May, 1884.

WILLIAM A. KNIPE.

Witnesses:

S. FRANK COLLY,
C. H. COFFIN.