

(No Model.)

E. D. STEELE.
BLANK FOR BUTTON FASTENERS.

No. 303,678.

Patented Aug. 19, 1884.

Fig. 1.

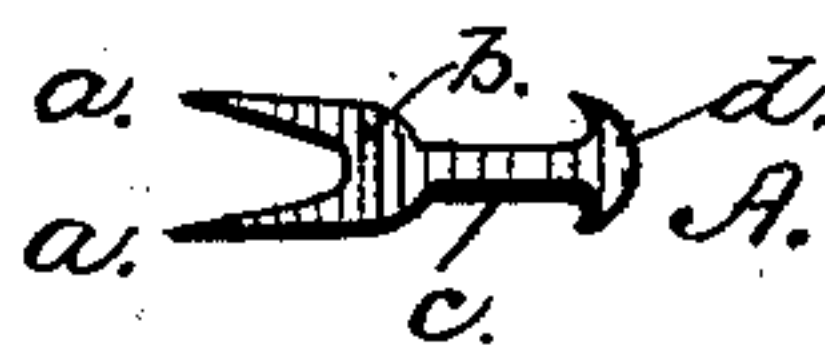


Fig. 2.



Fig. 3.

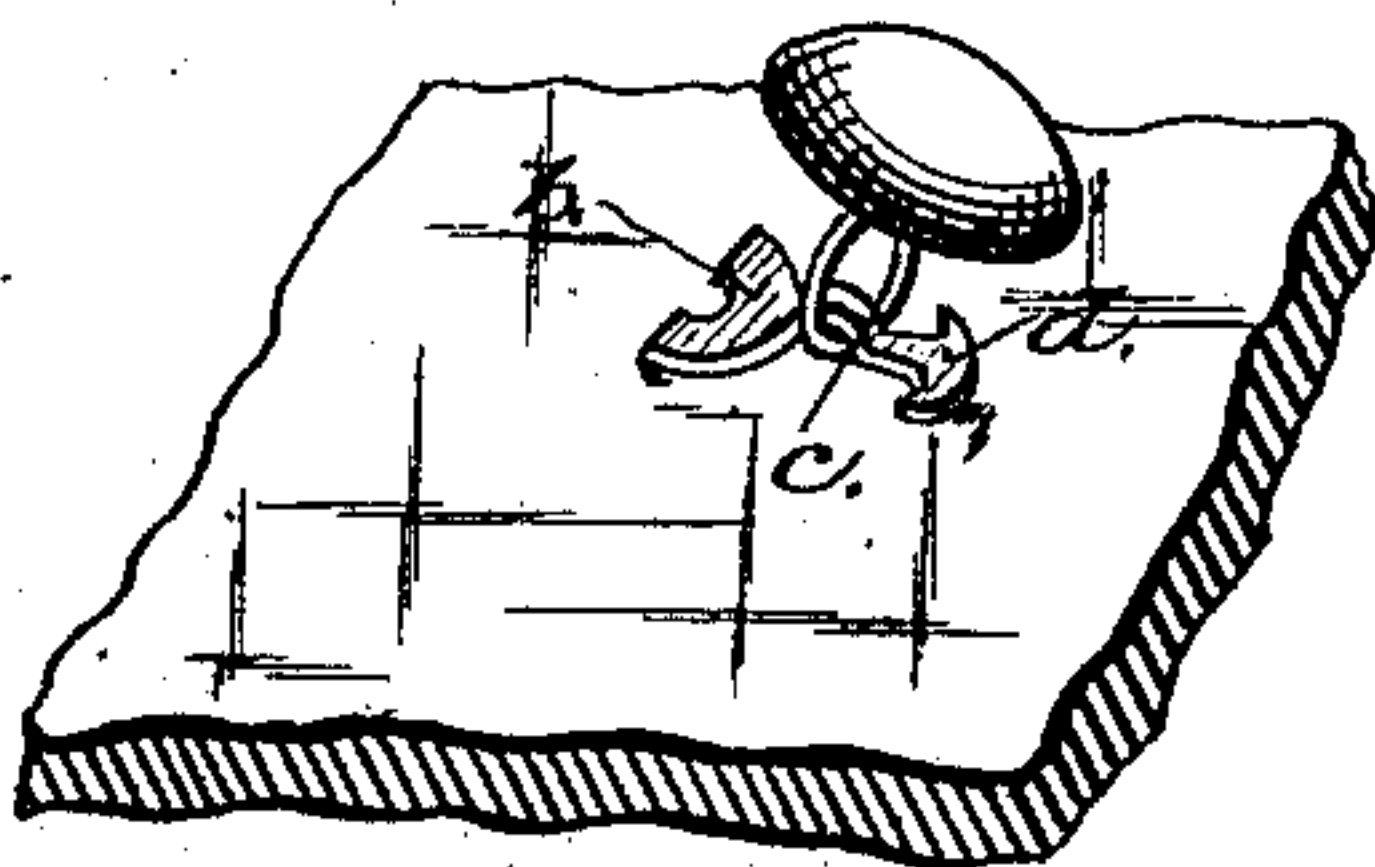
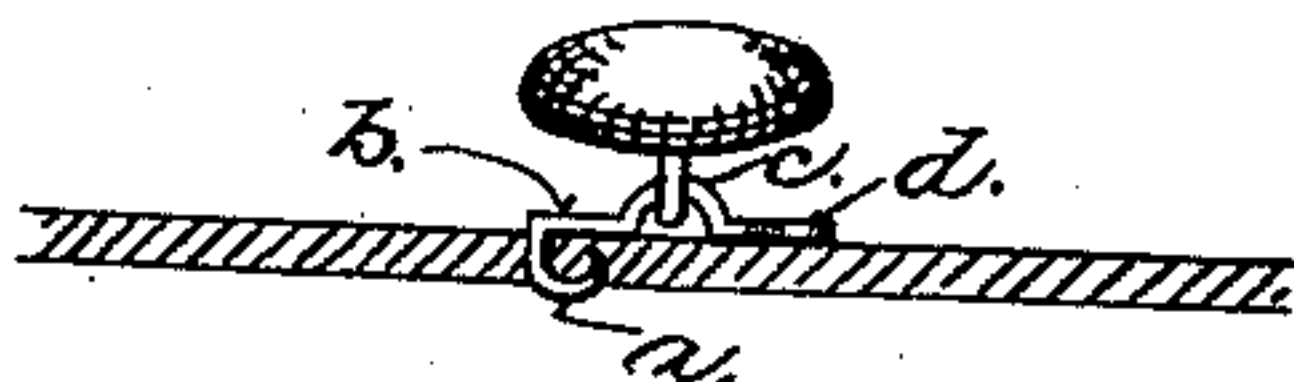


Fig. 4.



Witnesses:
O. Fred. Koellers.
C. Bauer.

Inventor:
Edward D. Steele
By Parker H. Sweet, Jr.
Atty.

UNITED STATES PATENT OFFICE.

EDWARD D. STEELE, OF WATERBURY, CONNECTICUT, ASSIGNOR TO THE
HEATON BUTTON FASTENER COMPANY, OF PROVIDENCE, R. I.

BLANK FOR BUTTON-FASTENERS.

SPECIFICATION forming part of Letters Patent No. 303,678, dated August 19, 1884.

Application filed April 10, 1884. (No model.)

To all whom it may concern:

Be it known that I, EDWARD D. STEELE, a citizen of the United States, residing at Waterbury, in the county of New Haven and State of Connecticut, have invented certain new and useful Improvements in Blanks for Button-Fasteners; and I do declare the following to be a full, clear, and exact description of the invention, such as will enable others skilled in the art to which it appertains to make and use the same, reference being had to the accompanying drawings, and to the letters and figures of reference marked thereon, which form a part of this specification.

My present invention relates to improvements in the manufacture of that class of button-fasteners which are constructed so as to provide two or more fastening-prongs at one end and a loop or neck having, preferably, a crescent-shaped head at the opposite end, whereby a button may be readily secured to said loop or neck either before or after the fastener is attached to the fabric or material, as fully set forth in Letters Patent No. 292,960, which were granted to me under date of February 5, 1884, and to which reference may be had for a more thorough understanding of my present improvements, which consist, essentially, of a blank of novel and peculiar configuration having two sharp-pointed prongs at one end and a narrow neck portion terminating in a crescent-shaped head at the opposite end, the object being to provide a fastener which will hold the button firmly down upon the surface of the fabric, to which it may be attached, and at the same time produce a more substantial and cheaper fastener than those hitherto made for the same purpose.

In the accompanying drawings, Figure 1 represents a plan view of the blank from which the complete fastener is formed; Fig. 2, a perspective view of the complete fastener; Fig. 3, a similar view showing its attachment to a button and fabric, and Fig. 4 a side view thereof.

Similar letters of reference indicate like parts in the several figures.

In carrying out my invention, the blanks

A are cut from sheets of suitable metal, and are each composed of two sharp-pointed prongs, *a*, arranged parallel to each other and projecting from a central table, *b*, in one direction and a narrow neck portion, *c*, terminating in a crescent-shaped head, *d*, projecting in an opposite direction, as fully shown in Fig. 1.

In forming the complete fasteners from the blanks A the two prongs *a* are first bent down at right angles to the central table, *b*. The neck portion *c* is then bent up into the form of a loop, and the crescent-shaped head *d* bent down in the same plane with the central table, *b*, as fully shown in the drawings.

The complete fastener is adapted to be attached to a fabric or material by the usual setting-instrument employed for such purposes, the button in such case being attached to the fastener prior to its insertion in the jaw of the setting-instrument, although the fastener may first be attached to the fabric or material and the button afterward secured to the fastener, if deemed preferable. The button is adjusted in place upon the fastener by inserting the shank of the button over one end of the crescent-shaped head *d*, and then turning said shank around until it slips over the said head into the loop *c*, as shown in the drawings. The prongs of the fastener, when attached to a fabric, are turned or deflected back into the under surface of the same in such manner as to clamp the said fabric between the prongs and the table *b*, as fully shown in Fig. 4, thereby causing the table *b* and the head *d* to lie flat upon the surface of the said fabric when in use.

The button may be readily removed from the fastener and the fabric or material, when desired, by simply bending or pinching up the material until sufficient room is provided between the crescent-shaped head and the material to admit of the easy passage of the shank of the button without the removal of the fastener or connection.

Having thus described my invention, what I claim as new and useful is—

The blank A, formed as described, with the

prongs *a*, arranged parallel to each other, and projecting in one direction from a central table, *b*, and a narrow neck, *c*, terminating with a crescent-shaped head, *d*, the several
5 parts being adapted to be bent to form a button-fastener, substantially as and for the purpose specified.

In testimony whereof I affix my signature in presence of two witnesses.

EDWARD D. STEELE.

Witnesses:

EDWARD T. ROOT,
L. I. MUNSON.