



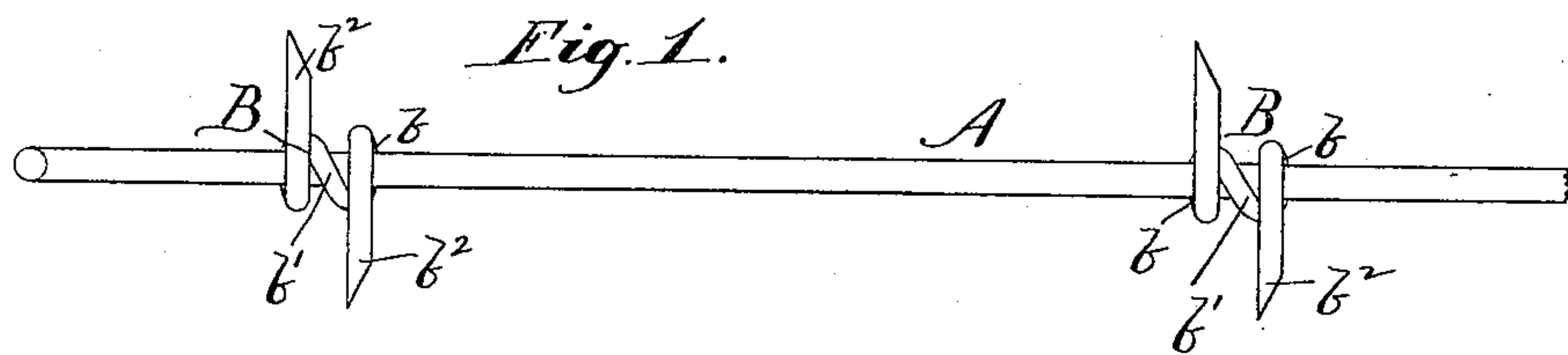
(No Model.)

L. E. SUNDERLAND.

BARBED FENCE WIRE.

No. 303,406.

Patented Aug. 12, 1884.



Witnesses:
J. Everett Brown
A. M. Munday.

Inventor:
Leslie E. Sunderland,
per Munday, Everts & Adcock.

his Attorneys:

UNITED STATES PATENT OFFICE.

LESLIE E. SUNDERLAND, OF JOLIET, ILLINOIS.

BARBED FENCE-WIRE.

SPECIFICATION forming part of Letters Patent No. 303,406, dated August 12, 1884.

Application filed May 17, 1883. (No model.)

To all whom it may concern:

Be it known that I, LESLIE E. SUNDERLAND, a citizen of the United States, residing in Joliet, in the county of Will and State of Illinois, have
5 invented a new and useful Improvement in Barbed Fence-Wire, of which the following is a specification.

This invention relates to certain improvements in barbed fence-wire wherein the fence-
10 strand is composed of a single wire. The fence-wire is provided with short kinks or bends at the points where the barb is secured thereto. The barb is made of ordinary round wire pointed at each end, and is secured to the fence-wire by
15 coils—one at each side or end of the short bend or kink formed in the fence-wire, the two coils being united together by the middle portion of the barb, which lies spirally in the hollow of said bend or kink, thus preventing
20 the barb from either rotating or slipping longitudinally on the fence-wire.

In the accompanying drawings, which form a part of this specification, and in which similar letters of reference indicate like parts,
25 Figures 1, 2, and 3 are respectively front, side, and rear views of a short piece of my improved barb fence-wire.

In the drawings, A represents the fence-wire, provided at the intervals where the barbs are
30 secured thereto, with short kinks or bends *a*. The barb B is secured by two coils therein, *b* *b*, to the fence-wire A, one coil being wrapped around the fence-wire at each extremity of the kink or bend *a*, and the two coils being
35 connected together by the middle portion, *b'*, of the barb, which lies spirally in the hollow of said bend *a*. The ends or points *b*² *b*² project in opposite directions from the hollow of the bend or kink *a*. The shoulders formed in
40 the wire A by the bend or kink *a* at each extremity thereof effectually prevent the barb from slipping longitudinally on the fence-wire, while the spiral middle portion, *b'*, of the
45 barb, lying in the hollow of the bend *a*, renders it impossible for the barb to be rotated on the fence-wire. By this construction, therefore, it will be seen that the barb is made perfectly rigid on the fence-wire. As the coils *b* *b* encircle the fence-wire at each extremity of the
50 bend *a*, and as the middle portion of the barb lies in the hollow of said bend, and the barb-points also project from the hollow side of the bend, it will be observed that the barb presents a very neat and snug appearance.

55 I am aware of the Letters Patent No.

176,523, heretofore granted to Robert Emerson for a barb bent in the form of a figure 8, and which can be secured to the fence-wire by slipping it over the end of the fence-wire and then straightening out the eyes of the
60 barb, and thus forming a short bend in the fence-wire. In the Emerson patent the points of the barb project from the inside of the eyes and from under the middle part of the barb—that is to say, the points of the barb lie between
65 the middle part of the barb and the fence-wire or the bend therein.

I wish it to be distinctly understood that I disclaim the Emerson patent barb as being no part of my invention, and my invention
70 differs therefrom, in that the points *b*² of the barb project from the outside of the coils *b* therein, and in that the middle part, *b'*, of the barb lies spirally on the fence-wire, instead of embracing the points of the bar between it
75 and the fence-wire. By reason of this improvement I am enabled to secure my barbs on the fence-wire very cheaply and rapidly by simply coiling the same around it in the ordinary manner, after the kinks or bends *a*
80 are formed therein, the construction of my barb being such, when thus applied, as to prevent its either slipping or rotating on the fence-wire.

I claim—

85 1. The combination, with the fence-wire provided with short kinks or bends, of the barb provided with two coils encircling the fence-wire at each extremity of the bend therein, and connected together by the middle portion
90 of the barb lying in the hollow of said bend, the points of the barb projecting from near the extremities of said bend, substantially as specified.

95 2. The barb fence-wire consisting of the combination, with the fence-wire A, provided with a short kink or bend, *a*, of the barb B, secured to said fence-wire by coils *b* at each extremity of said kink or bend *a*, and connected together by the middle portion of the
100 barb lying spirally in the hollow of said kink or bend *a*, the points of the barb projecting in opposite direction from the hollow side of said kink or bend at the extremities thereof, substantially as specified.

LESLIE E. SUNDERLAND.

Witnesses:

H. M. MUNDAY,

T. EVERETT BROWN.