

(No Model.)

N. M. PHILLIPS.

TAG.

No. 303,398.

Patented Aug. 12, 1884.

Fig. 1.




Fig. 2.

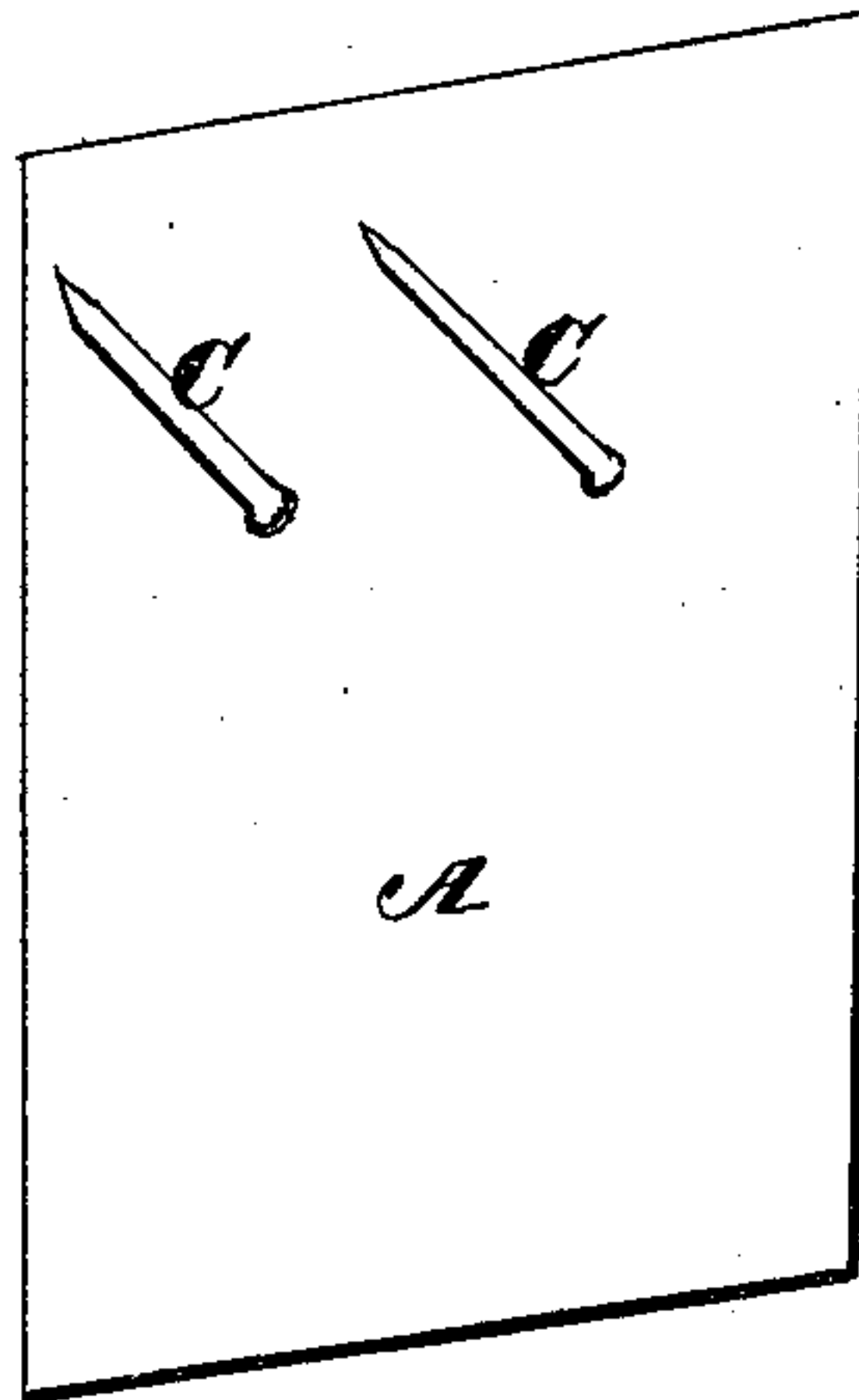


Fig. 3.

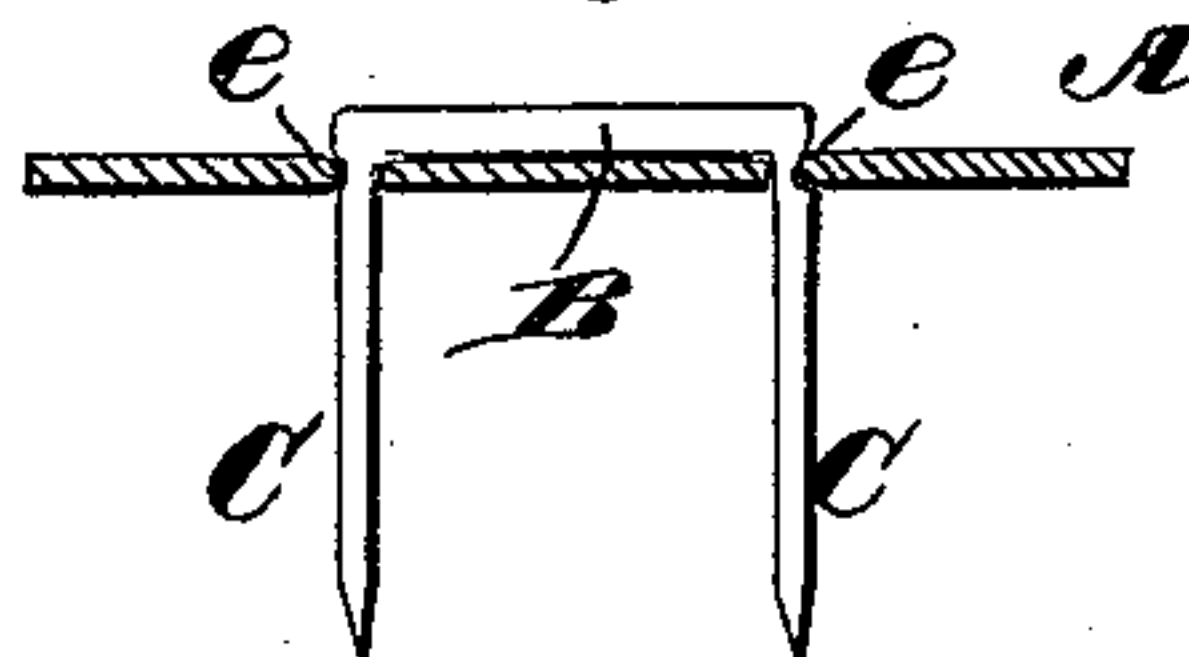


Fig. 5.

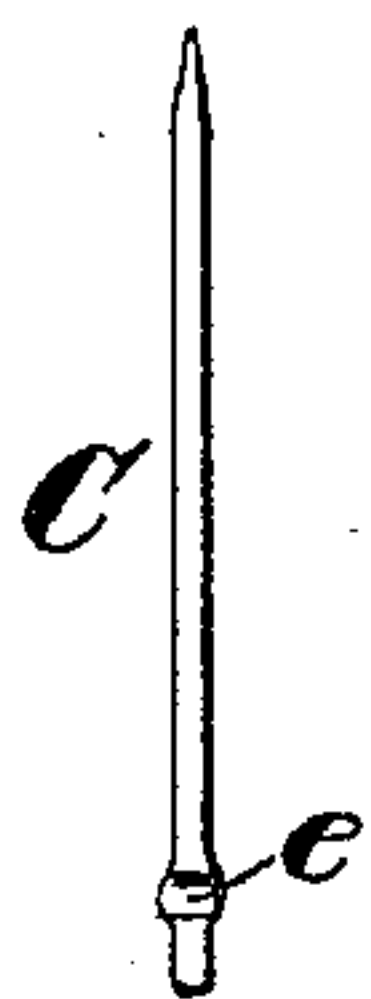
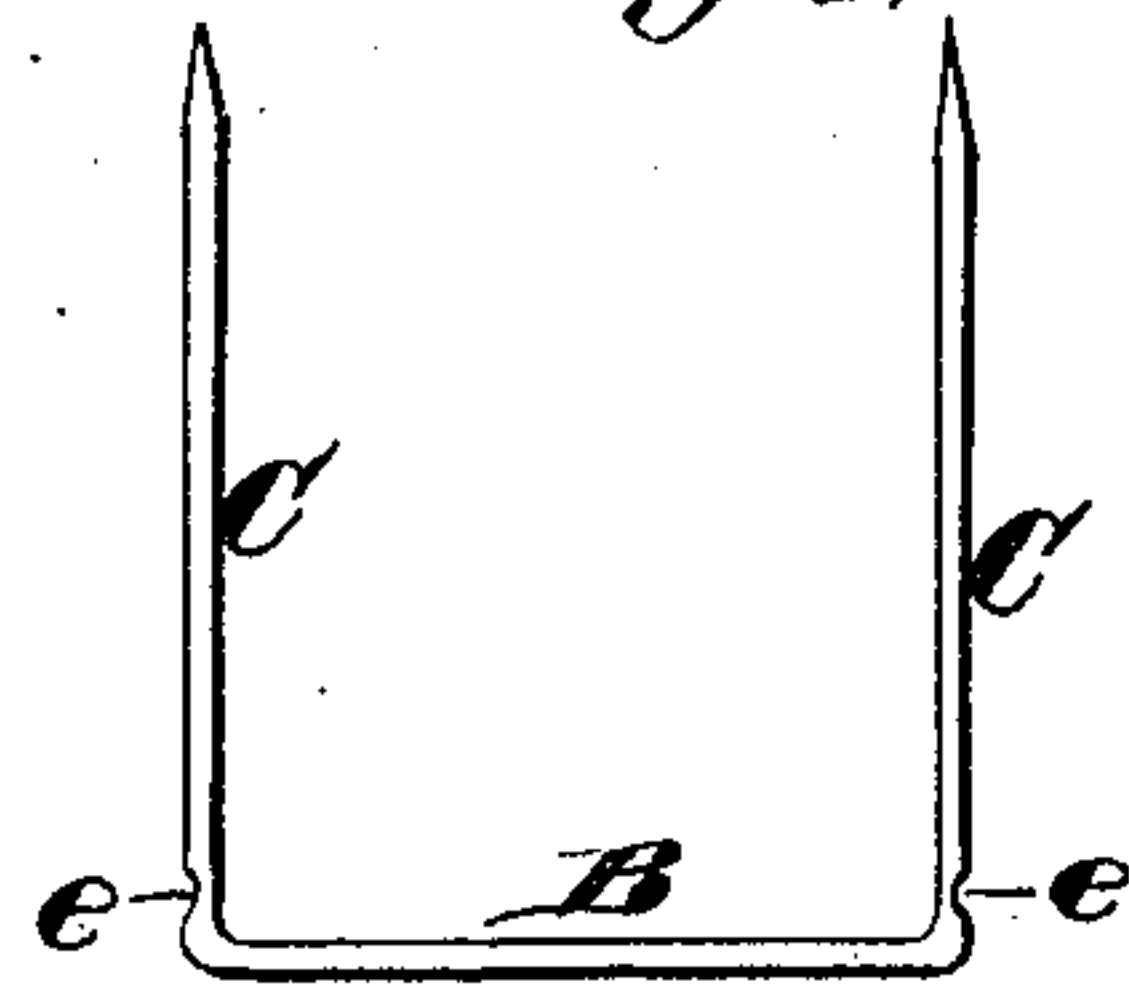


Fig. 4.



WITNESSES:

Chas. S. Hyatt
Robert Courtt.

INVENTOR

Nathan M. Phillips.

BY

Francis B. Bowen
ATTORNEY

UNITED STATES PATENT OFFICE.

NATHAN M. PHILLIPS, OF NEW YORK, N. Y.

TAG.

SPECIFICATION forming part of Letters Patent No. 303,398, dated August 12, 1884.

Application filed February 28, 1884. (No model.)

To all whom it may concern:

Be it known that I, NATHAN M. PHILLIPS, a citizen of the United States, residing at New York, in the county of New York and State of New York, have invented certain new and useful Improvements in Tags, of which the following is a specification, reference being had therein to the accompanying drawings.

This invention relates to tags or price-tickets, and especially that class thereof in which the ends of a staple bent substantially at right angles to the back are passed through a card to bring such back upon the face of the card.

My invention consists in providing the ends or prongs of the staple with indentations for its engagement with the card, so that the staple is thereby firmly held in place.

In the accompanying drawings, Figure 1 is a face view of a tag embodying my invention. Fig. 2 is a perspective view looking at the rear of the tag. Fig. 3 is a cross-section showing the staple in position in the card. Figs. 4 and 5 are detail views of the staple.

Similar letters indicate similar parts.

The letter A designates the card, B the back of the staple, and C C the ends thereof, such ends being bent substantially at right angles to the back, and provided with indentations *e e*. The position of these indentations *e e* is adjacent to the angles where the ends C C join

the back B, and consequently, when the staple is put in place on the card, the edges of the holes made thereby have a tendency to enter the cavities by the indentations, and it will be seen that by the ensuing engagement of the staple with the card it is firmly held against dropping out. Said indentations *e e* may be formed by suitable machinery, which may also be used for inserting the staple in the card, and the effect of the indentations may be increased by springing the staple ends toward each other as they enter the card. A result of the formation of the indentations *e e* is to spread the staple and produce an increased bearing thereof on the card opposite to the indentations, which materially assists in holding the staple in place.

What I claim, and desire to secure by Letters Patent, is—

A tag or price-ticket consisting of the face-card A, and the staple having its ends bent substantially at right angles to the back, and provided with indentations *e e* for engaging the card, substantially as shown and described.

In testimony whereof I affix my signature in presence of two witnesses.

NATHAN M. PHILLIPS.

Witnesses:

FRANCIS CLARE BOWEN,
DENNIS SUMBY.