

(No Model.)

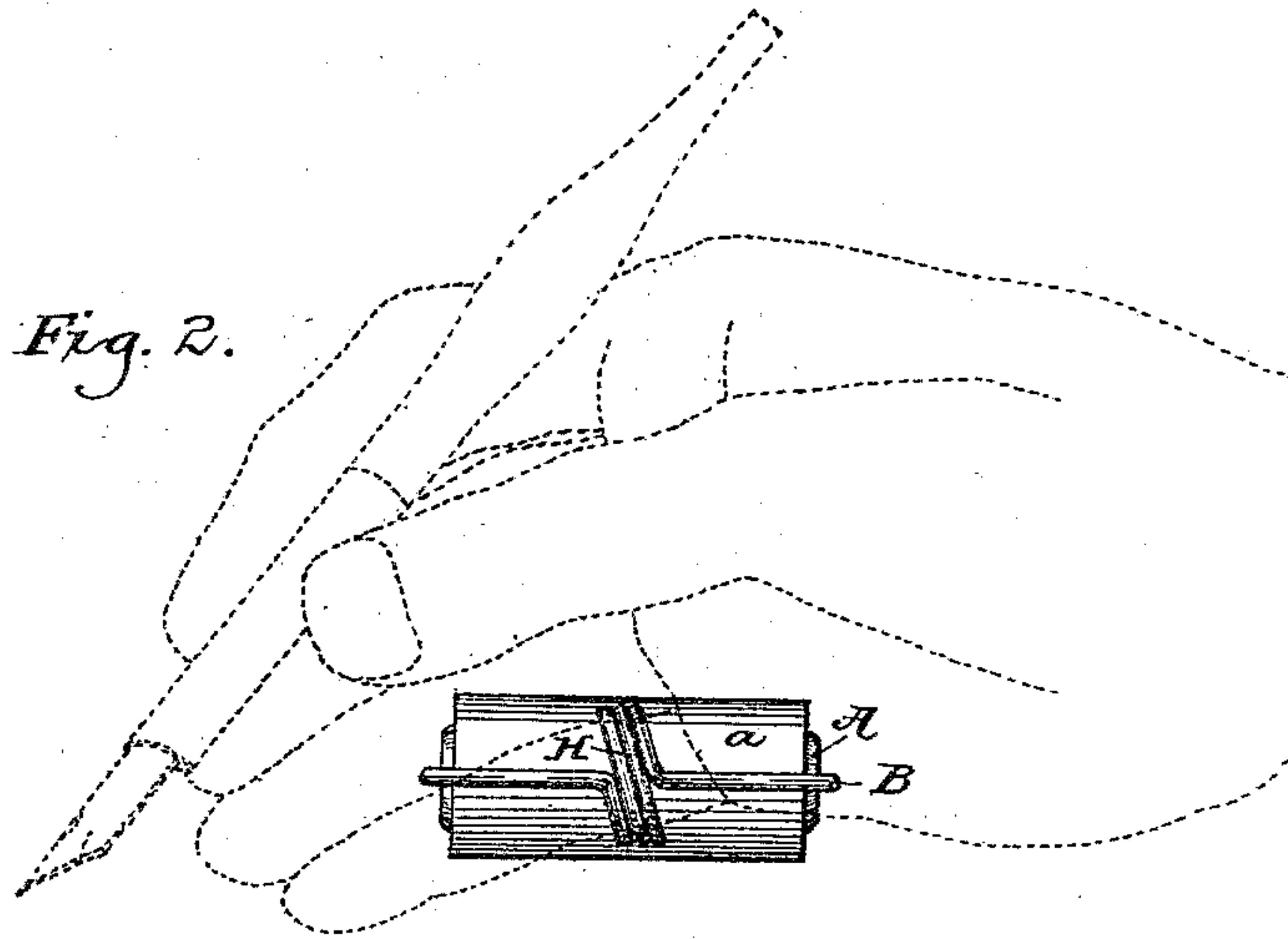
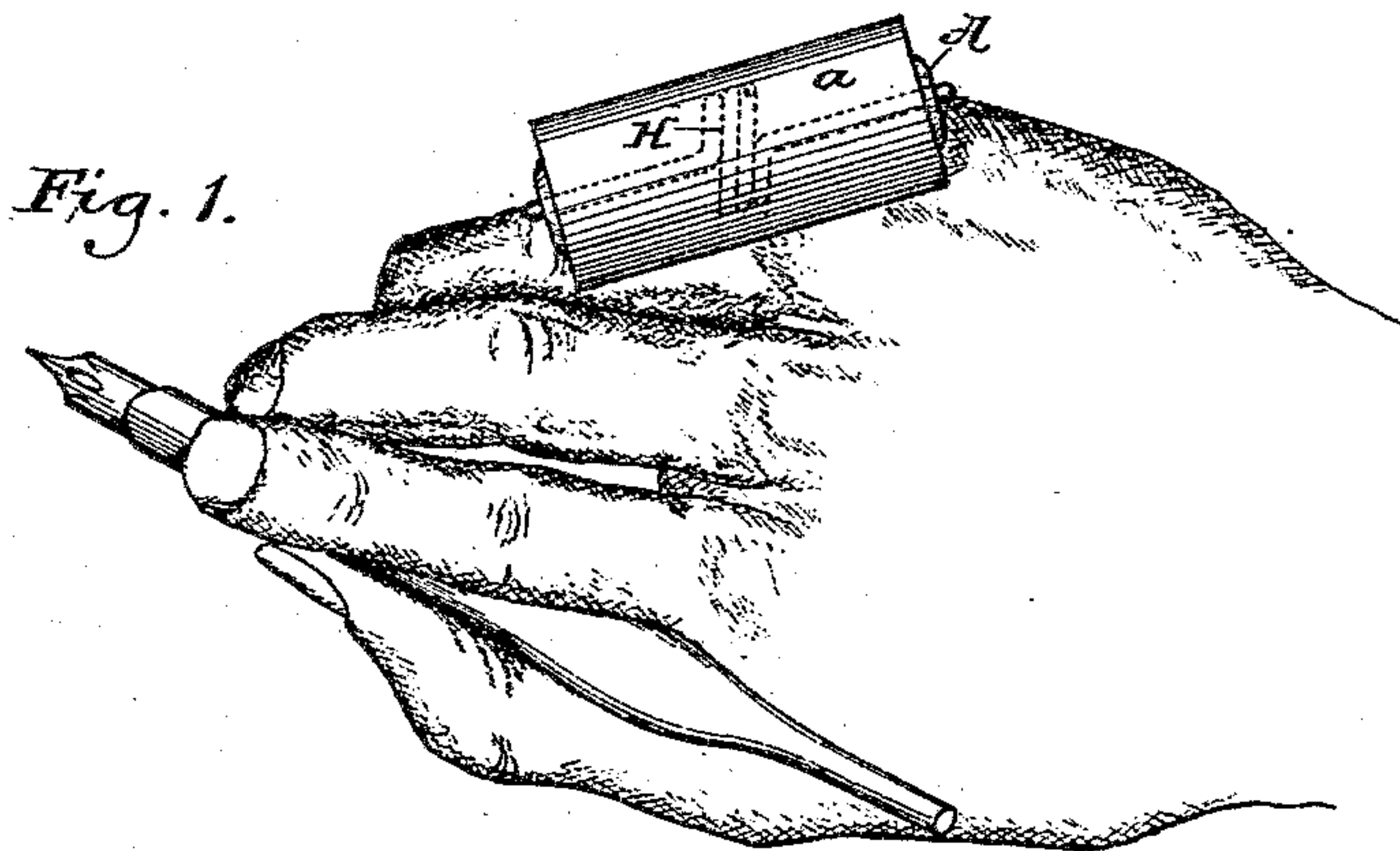
2 Sheets—Sheet 1.

J. F. ADAMS.

BLOTTER.

No. 303,250.

Patented Aug. 12, 1884.



Attest:

A. H. Jasbera

James J. Kennedy

Inventor,

John F. Adams
by Munson & Philipp.
Attys.

(No Model.)

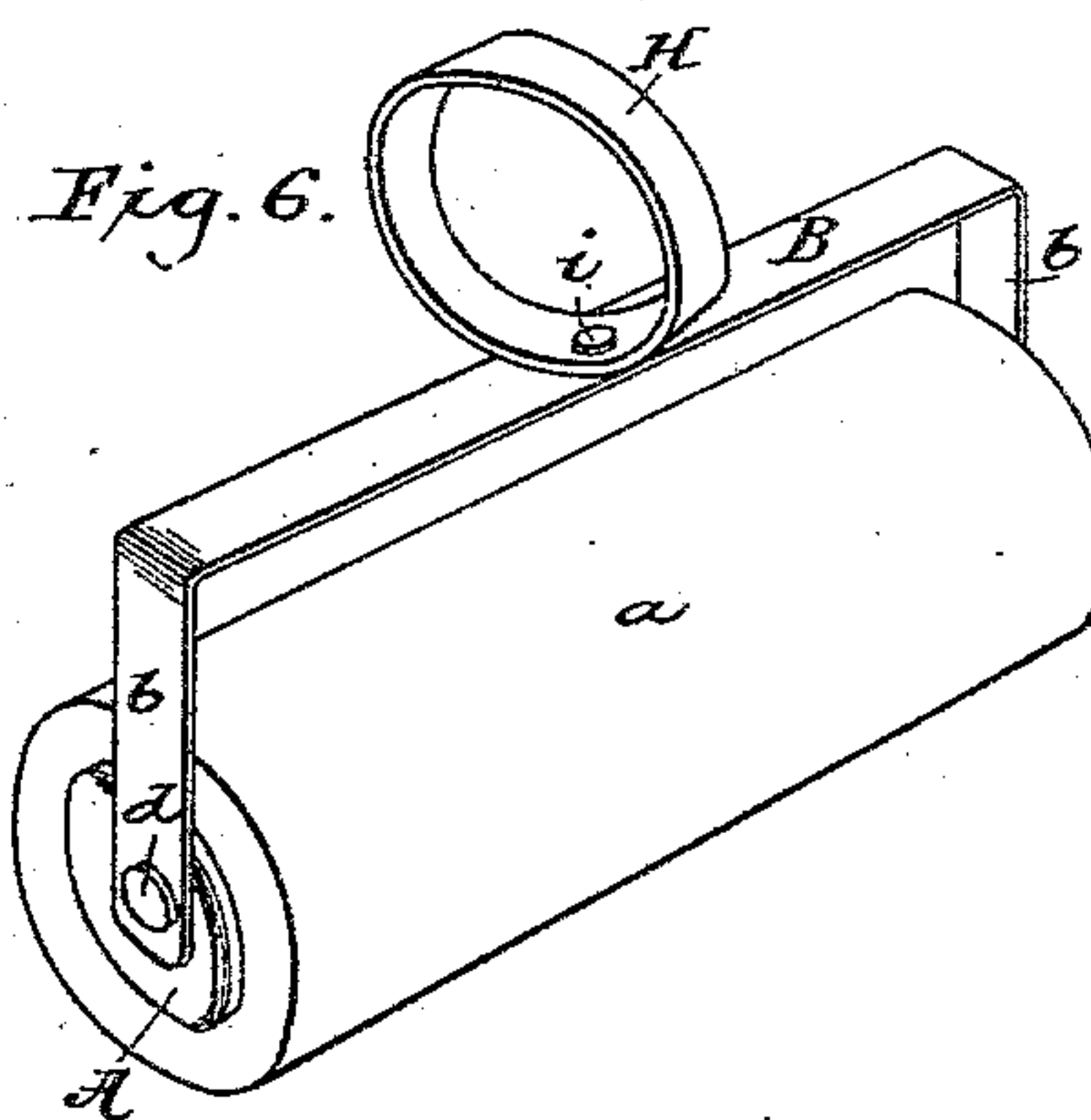
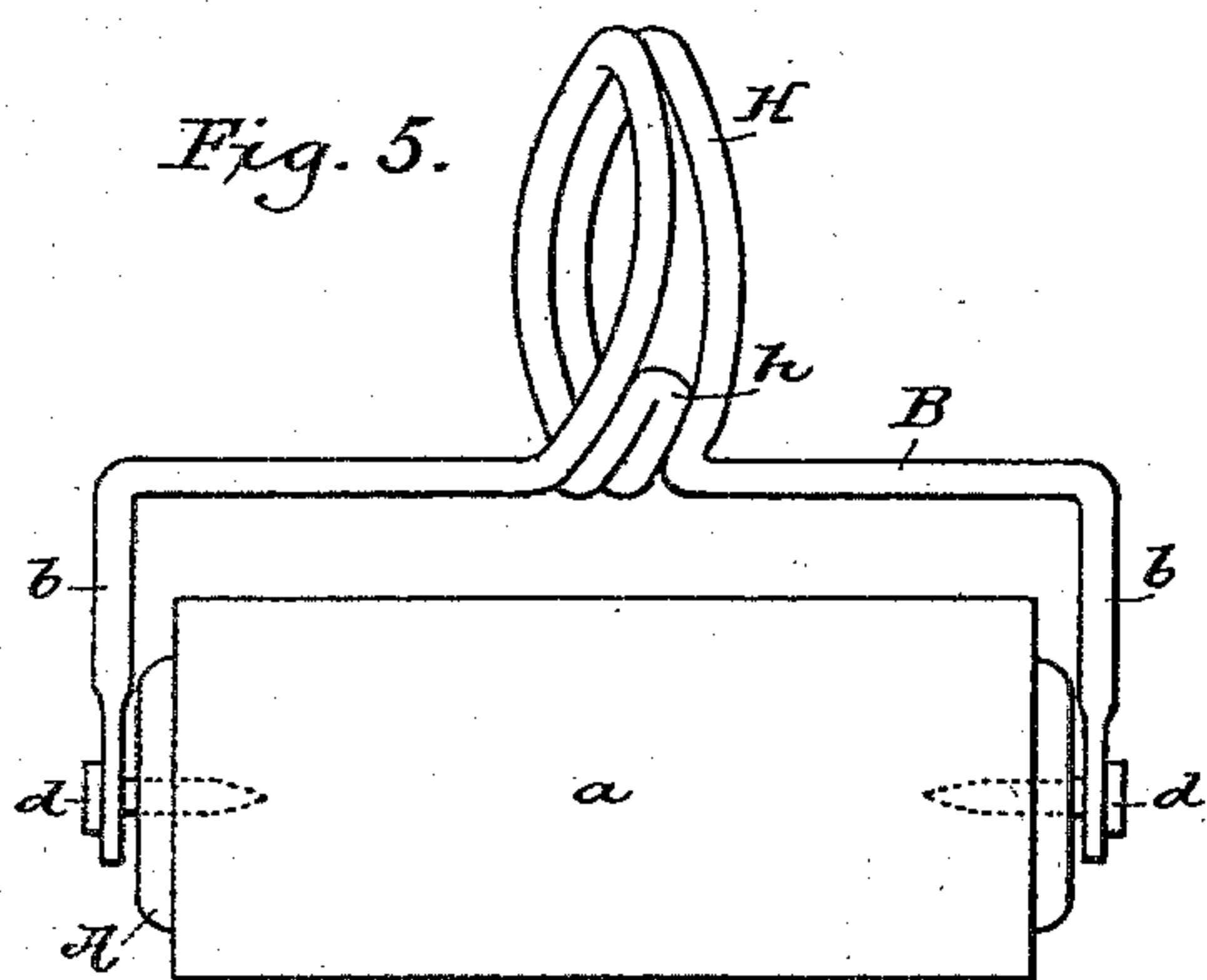
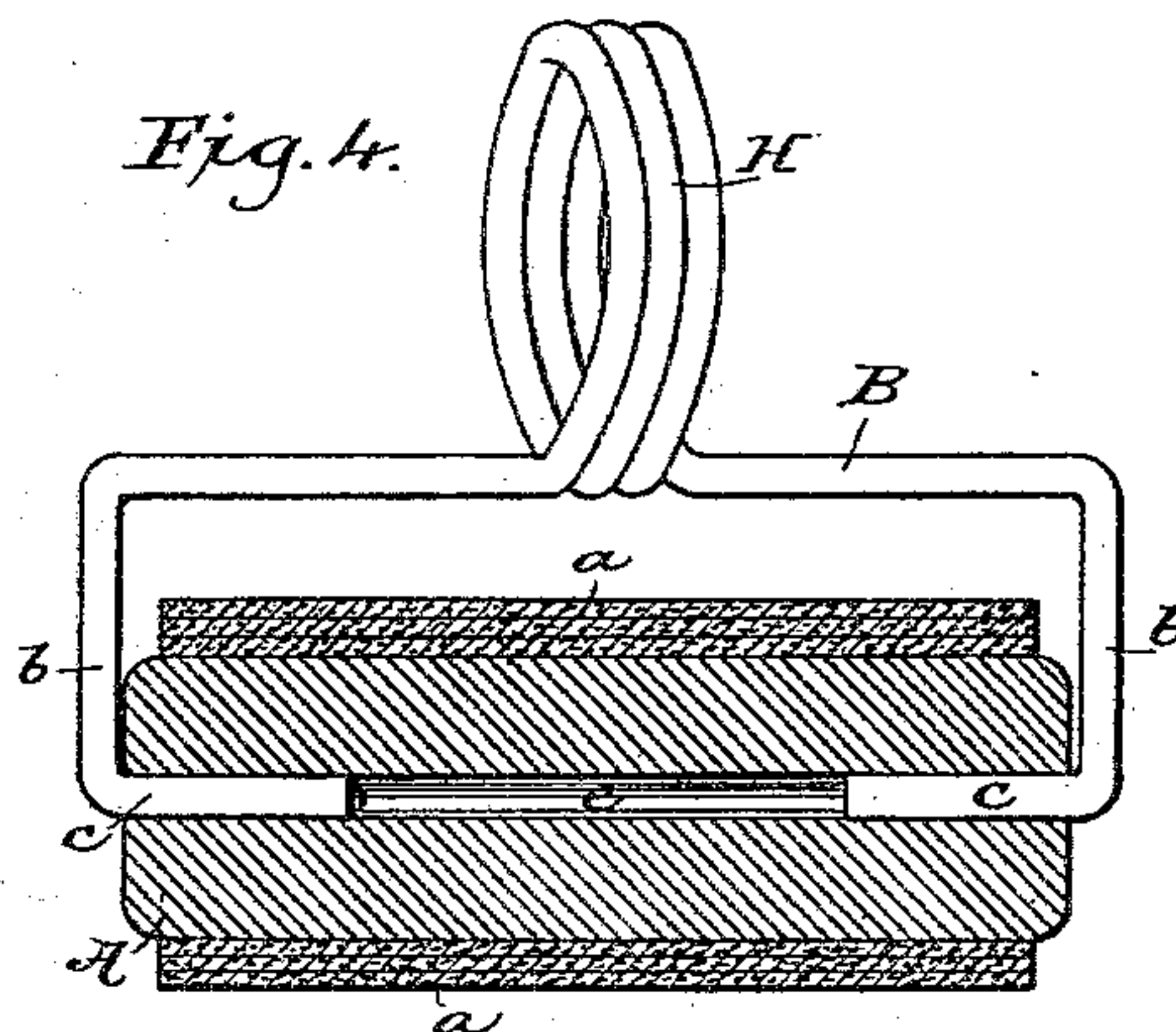
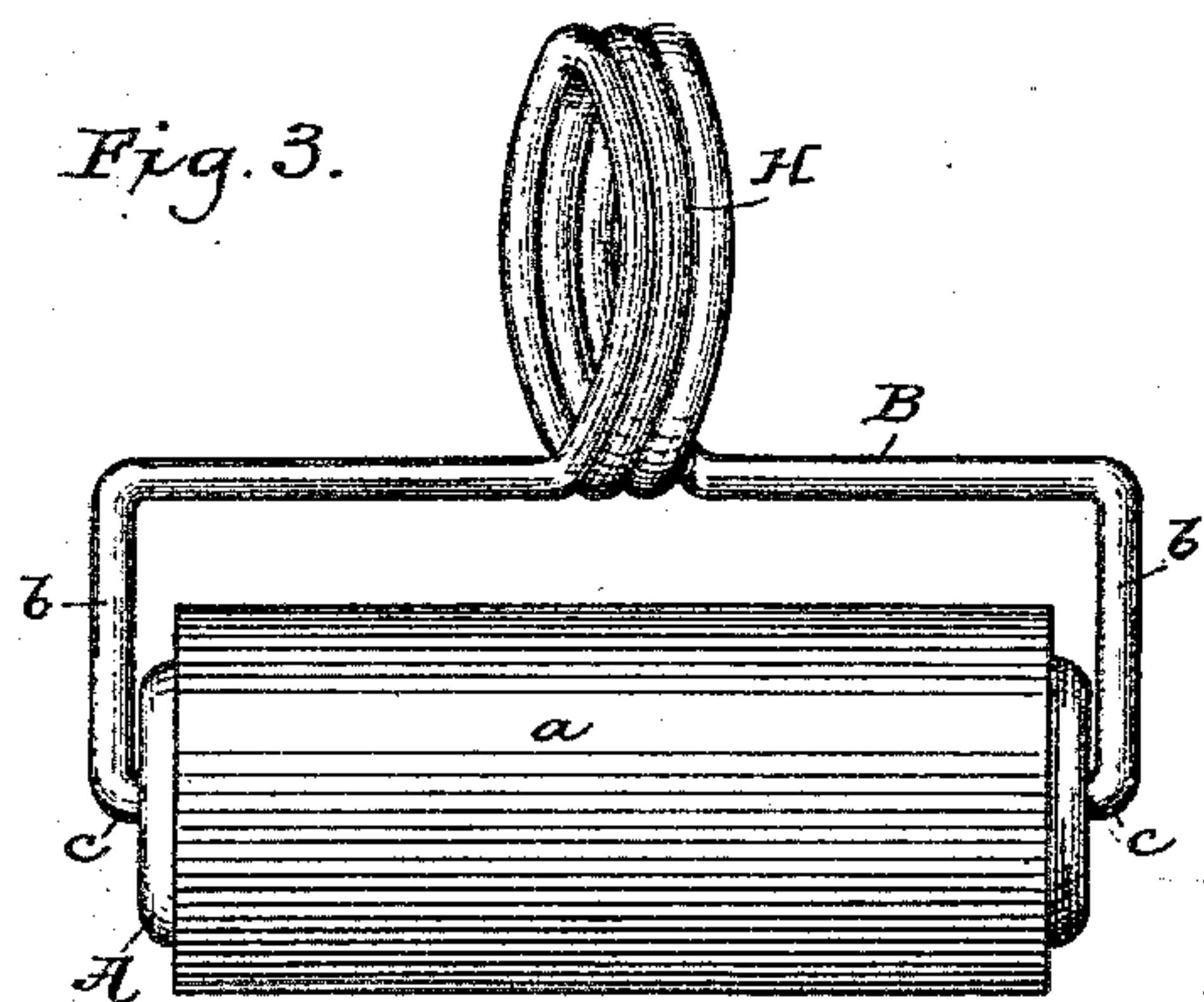
2 Sheets—Sheet 2.

J. F. ADAMS.

BLOTTER.

No. 303,250.

Patented Aug. 12, 1884.



Attest:

A. N. Jacobson.
James J. Kennedy

Inventor,

John F. Adams
by
Munson & Philipp
Attys.

UNITED STATES PATENT OFFICE.

JOHN F. ADAMS, OF IRVINGTON, NEW YORK.

BLOTTER.

SPECIFICATION forming part of Letters Patent No. 303,250, dated August 12, 1884.

Application filed April 7, 1884. (No model.)

To all whom it may concern:

Be it known that I, JOHN F. ADAMS, a citizen of the United States, residing in the city of Irvington, county of Westchester, and State of New York, have invented certain new and useful Improvements in Blotters, fully described and represented in the following specification and the accompanying drawings, forming a part of the same.

10 The present invention relates to a blotter which is especially designed and adapted to meet the demands of book-keepers, accountants, and other persons whose work is of such a nature that the frequent use of a blotter is
15 necessary.

In using a blotter of the ordinary form it is necessary to pick it up and lay it down each time it is used, and this, where its use is frequent, is a source of considerable delay and
20 annoyance, particularly as the blotter is liable to become mislaid or covered by other articles upon the desk, so that it cannot be found at the time it is wanted.

It is the object of the present invention to
25 avoid this delay and annoyance, and to provide a blotter for use in this class of work which shall always be at hand when wanted, and which can be conveniently and quickly applied to the writing.

30 To that end the invention consists in constructing the blotter in the form of a small roll or cylinder, and in providing the yoke or frame which supports said roll with a ring, which the user can place upon one of his
35 fingers so as to secure the blotter to the back of his hand, and thereby keep it in such position that by simply turning over his hand the blotter can be applied to the paper upon which he has written.

40 The invention also includes various details of construction and combination of parts in a blotter of this character, all of which will now be fully explained and particularly pointed out in connection with the accompanying
45 drawings, in which—

Figure 1 is a view showing the position of the blotter upon the hand in the act of writing. Fig. 2 is a view showing the position of the blotter and hand when the blotter is being
50 applied to the written sheet. Fig. 3 is an enlarged side elevation of the blotter. Fig. 4 is a longitudinal vertical section of the same.

Fig. 5 is a side elevation upon a like scale, showing a blotter of a modified construction; and Fig. 6 is a perspective view upon a like
55 scale, showing a blotter of still another construction.

Referring to said figures, it will be seen that the blotter is made in the form of a small roll or cylinder; and it consists of a core, A, of
60 wood or other suitable material, around which is placed one or more thicknesses of blotting-paper, *a*, which serve to give an absorbent and slightly-yielding surface to the roll. The blotting-paper *a* may be in the form of a long
65 strip or band wound around the core so as to form several layers, the free end being then pasted fast; or the several layers or thicknesses may be composed of separate pieces having their ends united. In either case the surface
70 of the blotter can be removed when it becomes too much soiled for use by simply removing the outer layer or thickness of the paper *a*. The blotter thus constructed is arranged to revolve freely between the arms *b* of the yoke
75 B, the core being supported between said arms, either by bending the ends of the arms *b* of the yoke inwardly so as to form lugs *c*, which enter an opening, *e*, in the center of the core A, as shown in Figs. 3 and 4, or upon pins *d*,
80 which pass through openings in the ends of the arms *b*, and are driven into the core, as shown in Figs. 5 and 6.

The yoke B may be formed of a single wire bent to the proper form, as shown in Figs. 3,
85 4, and 5; or, if preferred, it may be formed of a thin sheet of metal, as shown in Fig. 6. When the yoke is formed as shown in Figs. 3 and 4, the blotter can be attached to and removed from the yoke by simply springing the
90 arms *b* apart so as to withdraw the lugs *c* from the opening *e*. The yoke B is provided with a ring, H, through which one of the fingers of the hand can be inserted so as to support the blotter at the back of the hand during the act
95 of writing, as shown in Fig. 1. With the blotter thus supported, it is only necessary, when it is desired to apply it to the paper, to turn the hand over, as shown in Fig. 2. This will bring the blotter into contact with the
100 paper, and it can then be rolled back and forth so as to absorb the ink. When the yoke B is made of wire, the ring H may be made integral therewith by coiling the wire in either

of the ways shown in Figs. 3 and 5. The form shown in Fig. 5 is preferable, as, when the ring is formed in the manner there shown, the bend *h* can readily be bent up or down, so as to adjust the size of the ring to properly fit the finger of the user. When the yoke B is made of sheet metal, the ring H may be secured thereto by means of solder or by a rivet, as *i*. The ring H, in any of the forms shown, will preferably sit obliquely to the yoke, as shown, so that when the hand is turned over the blotter will rest securely upon the paper, so that as it is rolled it will follow the direction of the line of writing. When the ring H is formed as shown in Fig. 6, it may, and preferably will, be pivotally attached to the yoke B, so that it can be adjusted obliquely to any desired position upon the yoke to conform to the position in which the user holds his hand with relation to the paper upon which he is writing.

What I claim is—

1. As an improved article of manufacture, the herein-described blotter, consisting of a roll having an absorbent surface and mounted to turn freely between the arms of a yoke; said yoke being provided with a ring which is adapted to encircle the finger of the user, substantially as described.

2. The combination, with the yoke B, provided with a ring, H, pivotally secured thereto and adapted to encircle the finger of the user, of the roll provided with an absorbent surface, and mounted to turn freely between the arms of said yoke, substantially as described.

3. The combination, with the yoke B, provided with a ring, H, set obliquely thereon and adapted to encircle the finger of the user, of the roll provided with an absorbent surface, and mounted to turn freely between the arms of said yoke, substantially as described.

4. The combination, with the yoke B, provided with a ring, H, set obliquely thereon and adapted to encircle the finger of the user, of the roll provided with an absorbent covering, and supported so as to turn freely between the arms of said yoke by means of the pins *d*, substantially as described.

In testimony whereof I have hereunto set my hand in the presence of two subscribing witnesses.

JOHN F. ADAMS.

Witnesses:

J. A. HOVEY,
GEO. H. GRAHAM.