

(No Model.)

J. B. SHARP.
SUSPENDER TRIMMING.

No. 303,191.

Patented Aug. 5, 1884.

Fig. 1.

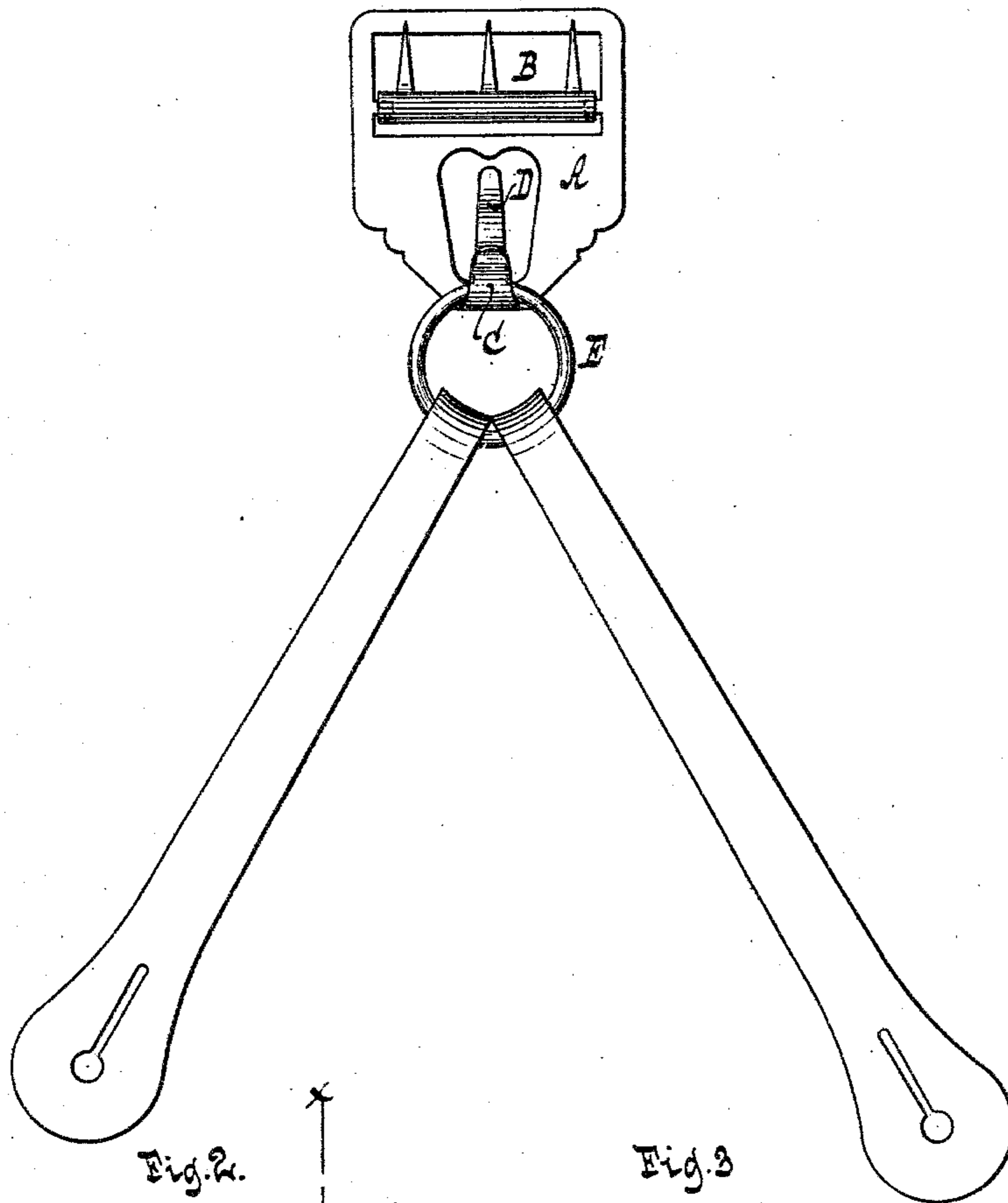


Fig. 2.

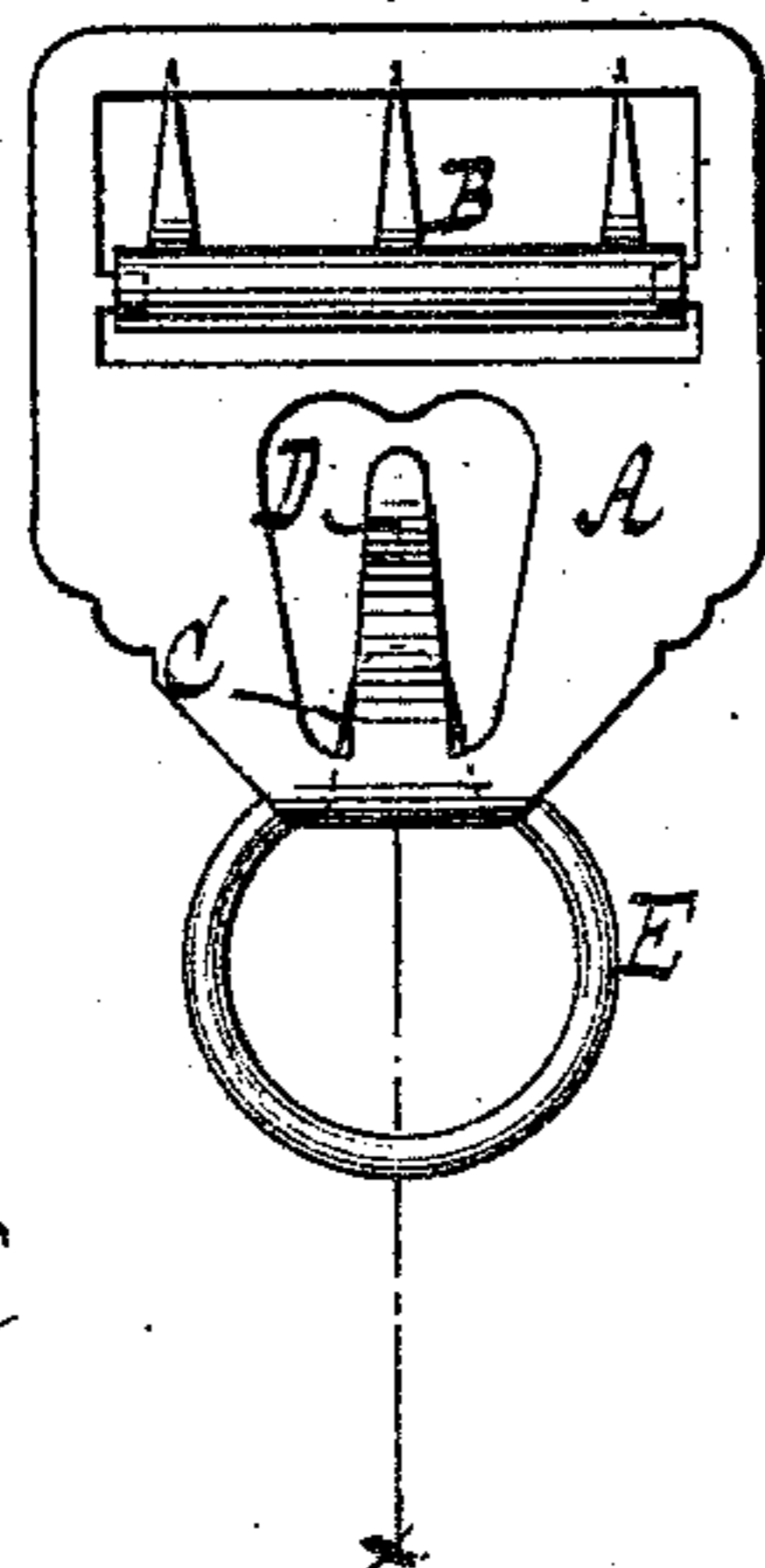
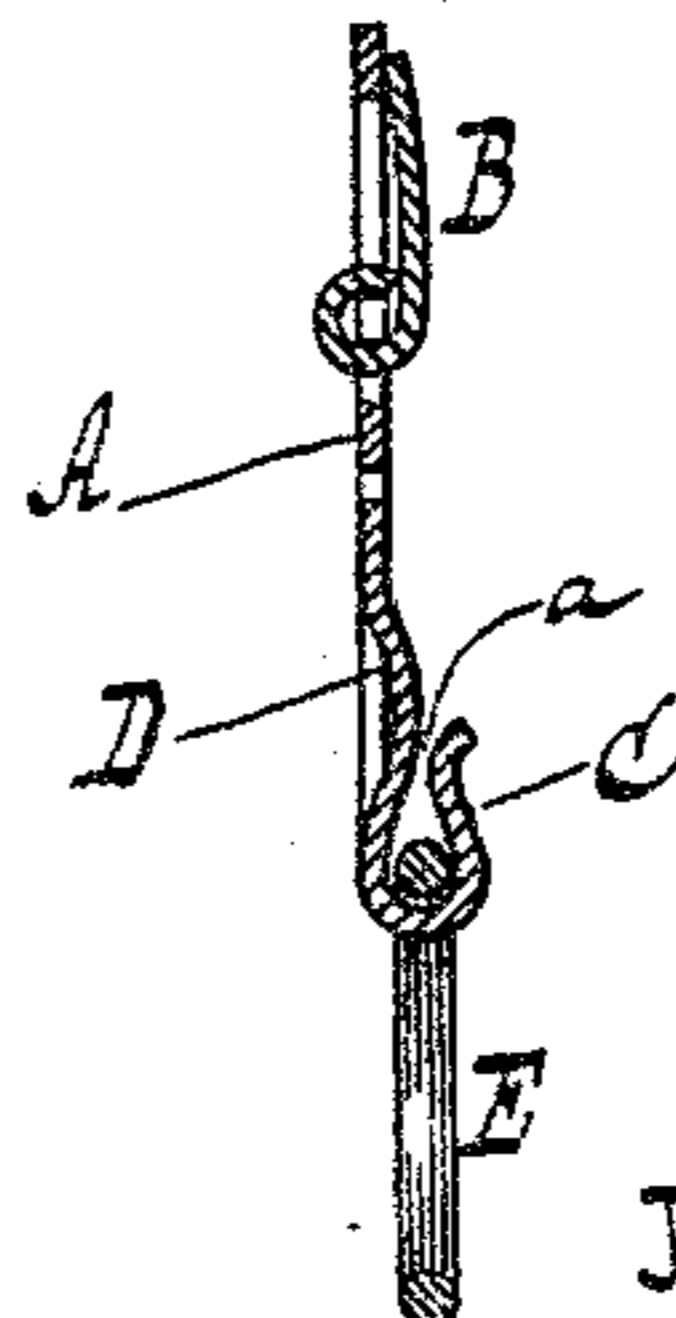


Fig. 3.



WITNESSES:

Otto Hufeland
William Miller

INVENTOR
James B. Sharp
BY Van Santvoord & Hauff
ATTORNEYS

UNITED STATES PATENT OFFICE.

JAMES B. SHARP, OF NEW YORK, N. Y.

SUSPENDER-TRIMMING.

SPECIFICATION forming part of Letters Patent No. 303,191, dated August 5, 1884.

Application filed May 8, 1884. (No model.)

To all whom it may concern:

Be it known that I, JAMES B. SHARP, a citizen of the United States, residing at New York, in the county and State of New York, have invented new and useful Improvements in Suspenders-Trimming, of which the following is a specification.

This invention relates to a buckle or equivalent device, which is provided with a cast-off hook of novel and peculiar construction, as pointed out in the following specification and claim, and illustrated in the accompanying drawings, in which—

Figure 1 represents a front view. Fig. 2 is a rear view. Fig. 3 is a transverse section in the plane *x x*, Fig. 2.

Similar letters indicate corresponding parts.

In these drawings, the letter A designates the base-plate of my trimming, and on this base-plate is mounted the buckle B or any other equivalent device, such as in common use, for adjusting the straps of suspenders. The lower end of this base-plate is formed into a hook, C, and in the body of said base-plate is formed a tongue, D, which extends in the same direction as the hook. The end of the hook is turned slightly outward, (see Fig. 3,) while the middle portion of the tongue D is curved upward, so as to leave a narrow channel, *a*, between it and the hook. By the peculiar form of the hook and of the tongue the channel *a* is tapering outwardly and inwardly from its narrowest portion, so that the ring E, which carries the suspender-ends, can be read-

ily slipped in and also forced out with one hand, for whenever said ring is forced in either of the tapering portions of the channel *a* the tongue D yields. If the ring has once been introduced into the hook, it is not liable to become detached spontaneously; but it can readily be detached or cast off by forcing the ring upward with sufficient power to cause the tongue to yield.

I am aware that suspender-trimmings have been made with a hook and a protecting-tongue; but, in order to cast off the suspender-ends from such trimmings, two hands are required—one to force back the tongue and the other to unhook the ring.

What I claim as new, and desire to secure by Letters Patent, is—

A suspender-trimming consisting of a base-plate, the device for adjusting the suspender-straps supported by the base-plate, and the hook C and tongue D, struck from and bent to form the channel *a*, tapering from its narrowest portion in both directions, the hook and tongue operating to hold the ring against disconnecting from the plate, substantially as described.

In testimony whereof I have hereunto set my hand and seal in the presence of two subscribing witnesses.

JAMES B. SHARP. [L. S.]

Witnesses:

W. HAUFF,

E. F. KASTENHUBER.