

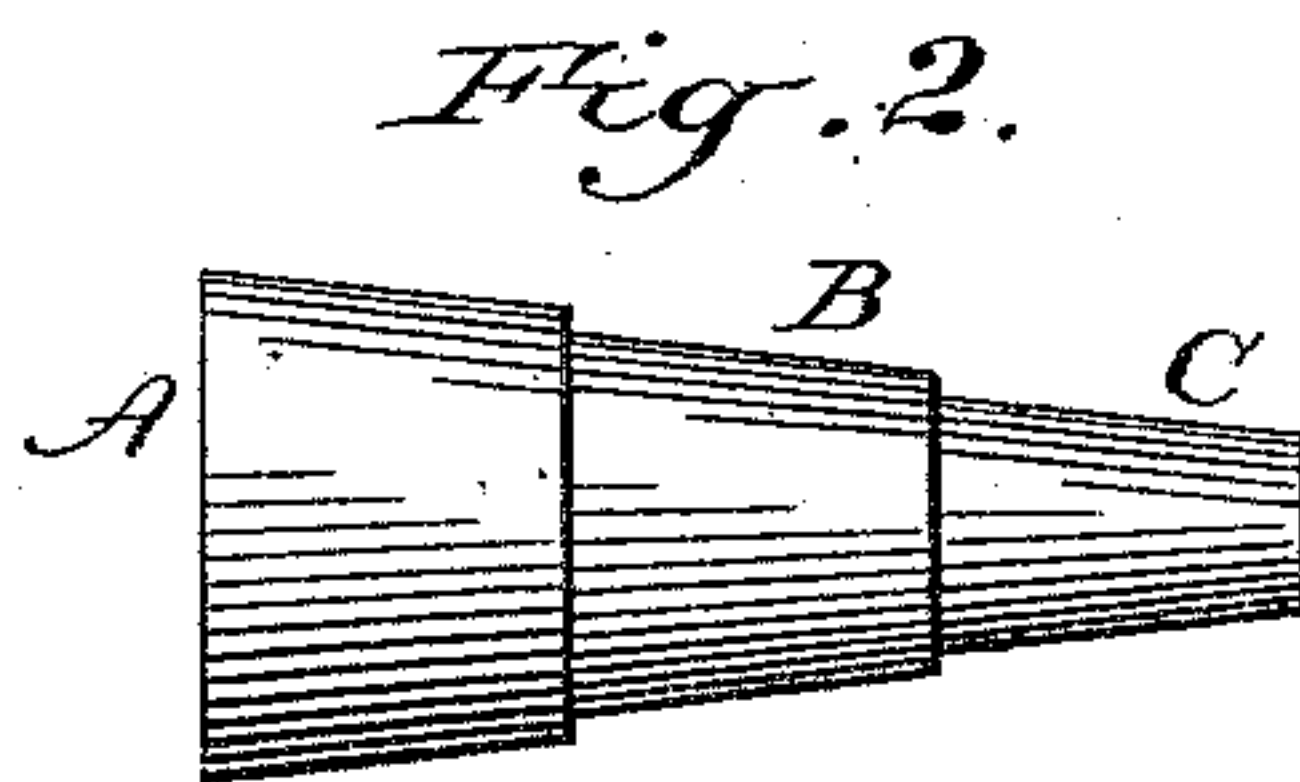
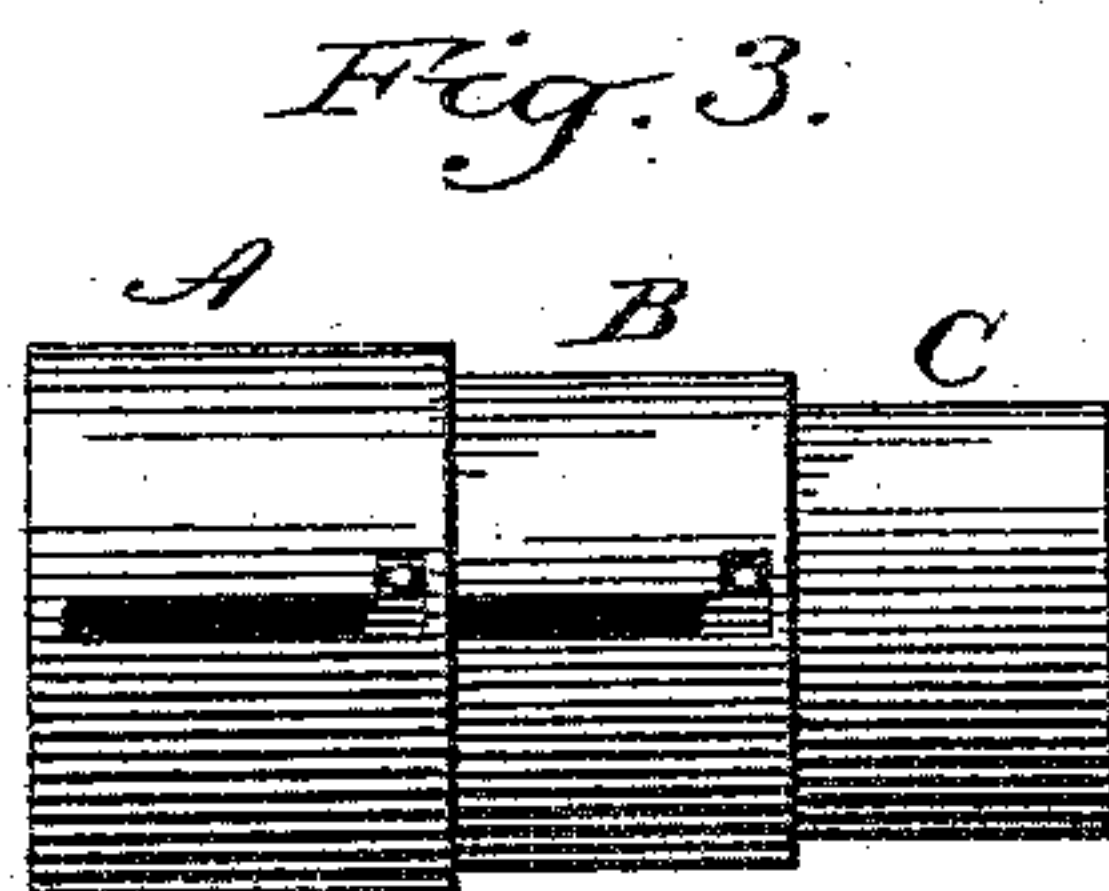
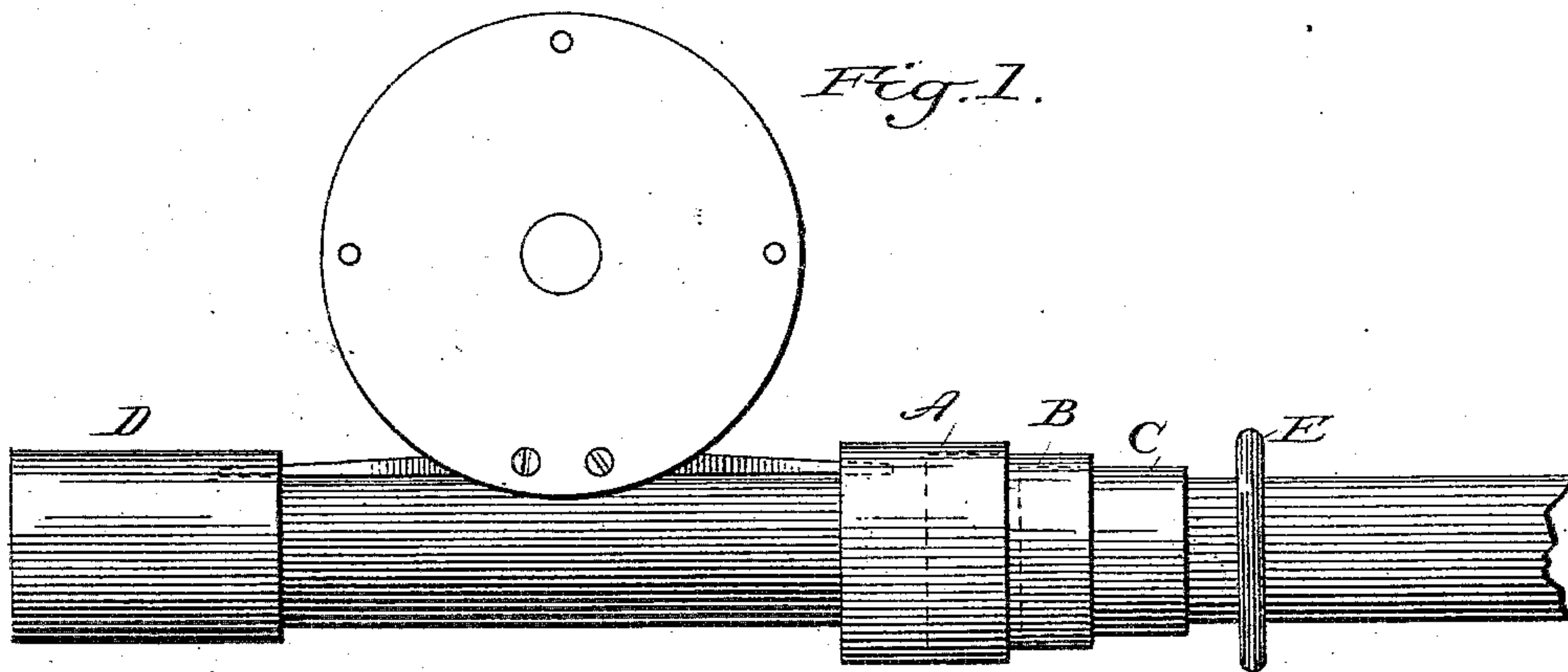
(No Model.)

H. F. PRICE.

REEL FASTENING FOR FISHING RODS.

No. 303,186.

Patented Aug. 5, 1884.



Witnesses:

Edward S. Mead,
William C. Quinn

Inventor.

Henry F. Price

UNITED STATES PATENT OFFICE.

HENRY F. PRICE, OF BROOKLYN, NEW YORK.

REEL-FASTENING FOR FISHING-RODS.

SPECIFICATION forming part of Letters Patent No. 303,186, dated August 5, 1884.

Application filed March 11, 1884. (No model.)

To all whom it may concern:

Be it known that I, HENRY FENTHEM PRICE, a citizen of the United States, residing at Brooklyn, in the county of Kings, State of New York, have invented and produced a new and useful Improvement in Reel-Fastenings for Fishing-Rods, of which I hereby declare the following to be a full, clear, and true description, reference being had to the accompanying drawings, forming part hereof.

Of the drawings, Figure 1 shows the butt-piece of a fishing-rod, provided with the butt-cap D, (to secure one end of the seat of a reel to the rod,) and also provided with a series of nested sliding reel-bands, A, B, and C, adapted to secure the other end of the seat of a reel to the rod, and also having a check-ring, E, to restrict the sliding bands A, B, and C within certain limits. Fig. 2 shows the sliding bands A, B, and C nested and constructed in a taper form. Fig. 3 shows the sliding reel-bands A, B, and C nested and connected to each other by what is commonly known as a "bayonet-fastening."

My claims apply solely to the sliding reel-bands or rings encircling the rod and each other, and to be used in securing the seat of a reel to a rod.

The object of my invention is to more generally adapt rods to receive the varying sizes of seats of reels (as now constructed) and at a minimum expense.

Referring to Fig. 1, C is a sliding reel-band encircling the rod, and having sufficient diameter to permit it to pass to D when desired. B is a sliding reel-band encircling C, and having sufficient diameter to pass from encircling C when desired. A is a sliding reel-band encircling B, and having sufficient diameter to

pass from encircling B when desired. Although but three encircling bands or rings are shown, any number may be used in the series. The sliding bands may be applied to retain either or both of the ends of reel-seat to rod.

In practice, should the sliding reel-band C not be of sufficient diameter to encircle the reel-seat and rod, thereby securely retaining reel in place, C may then be dropped as an "idler" and the sliding reel-band B passed forward to encircle the reel-seat and rod. If B be not of sufficient diameter, it also becomes an idler, and A is passed forward, and so for each reel-band of the series.

It may be desirable in practice that the nested sliding reel-bands A, B, and C shall not entirely leave each other, and in that event they may be constructed (instead of parallel) with a quick taper, as in Fig. 2, or connected by the method commonly known as a "bayonet-fastening" or kindred device, as in Fig. 3.

Having fully described my invention, what I desire to claim, and secure by Letters Patent of the United States, is—

1. The combination of a rod, a reel-seat, and a series of separate sliding nested bands or rings, whereby a reel-seat of varying size may be securely clamped to a rod, as set forth.

2. The combination of a rod, a reel-seat, and a series of connected sliding nested bands or rings, said reel-bands being so constructed that they shall not separate from each other longitudinally by what is known as a "bayonet-fastening," whereby a reel-seat of varying size may be securely clamped to a rod, as set forth.

HENRY F. PRICE.

Witnesses:

WILLIAM E. QUINN,
EDWARD N. WEAD.