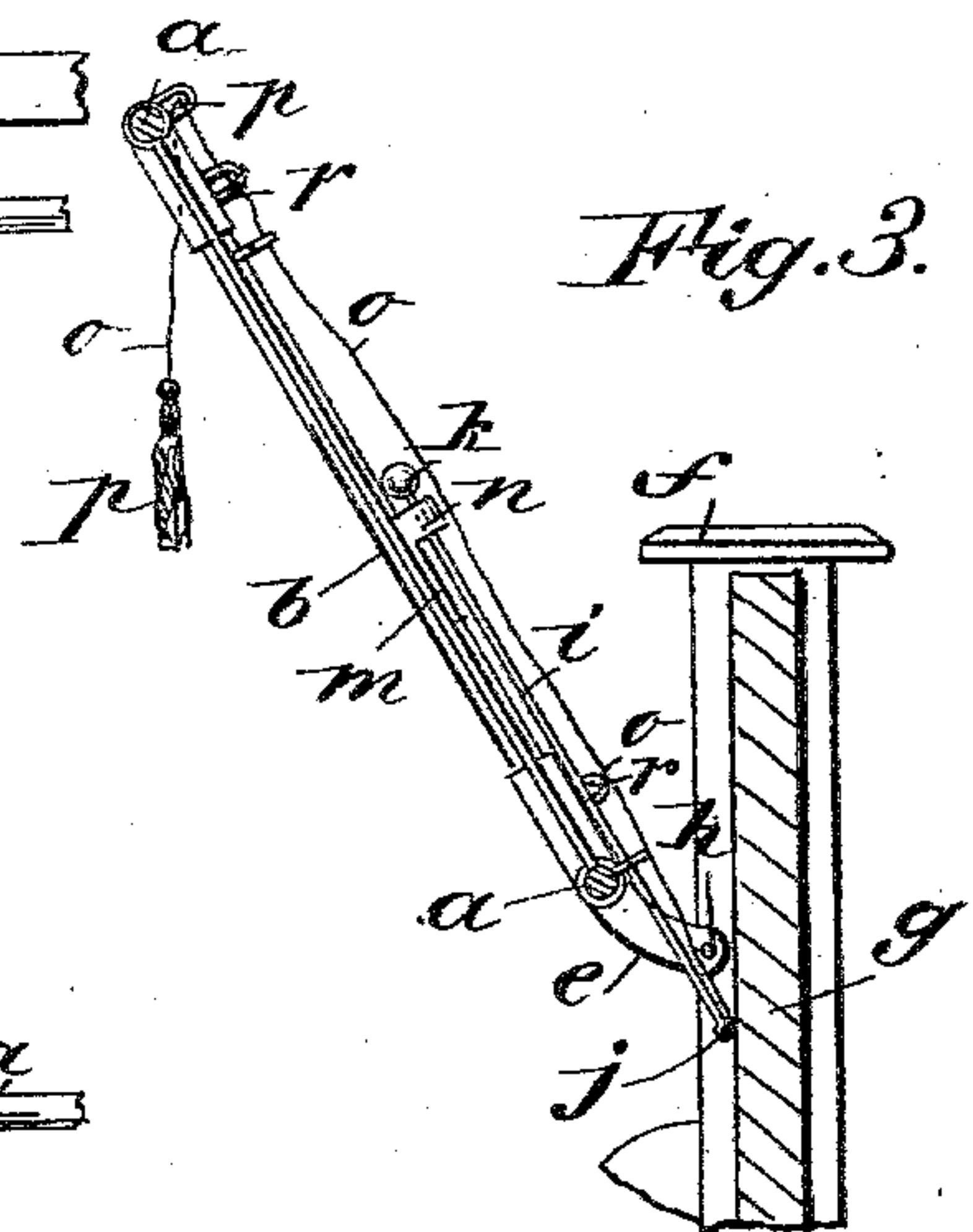
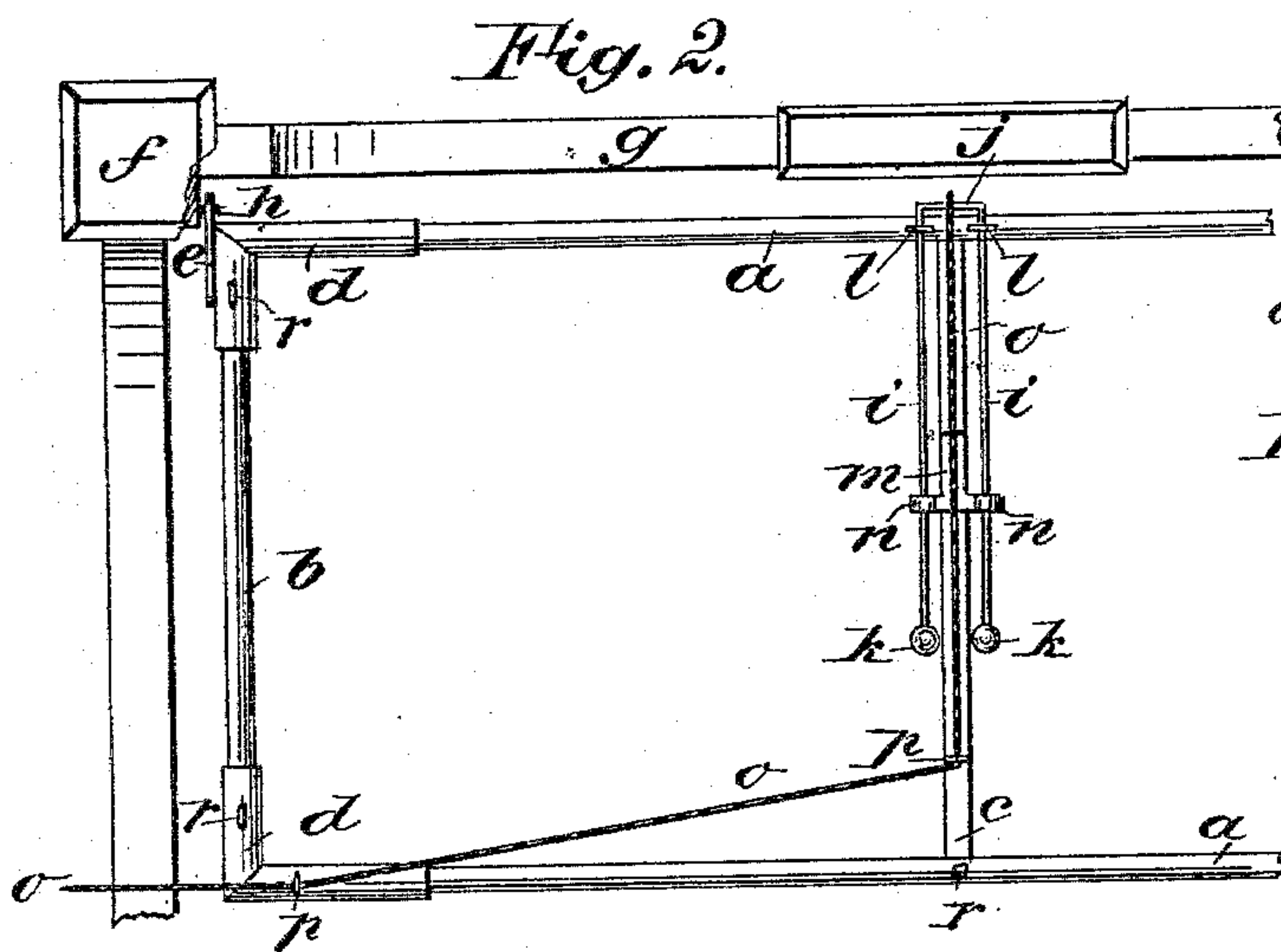
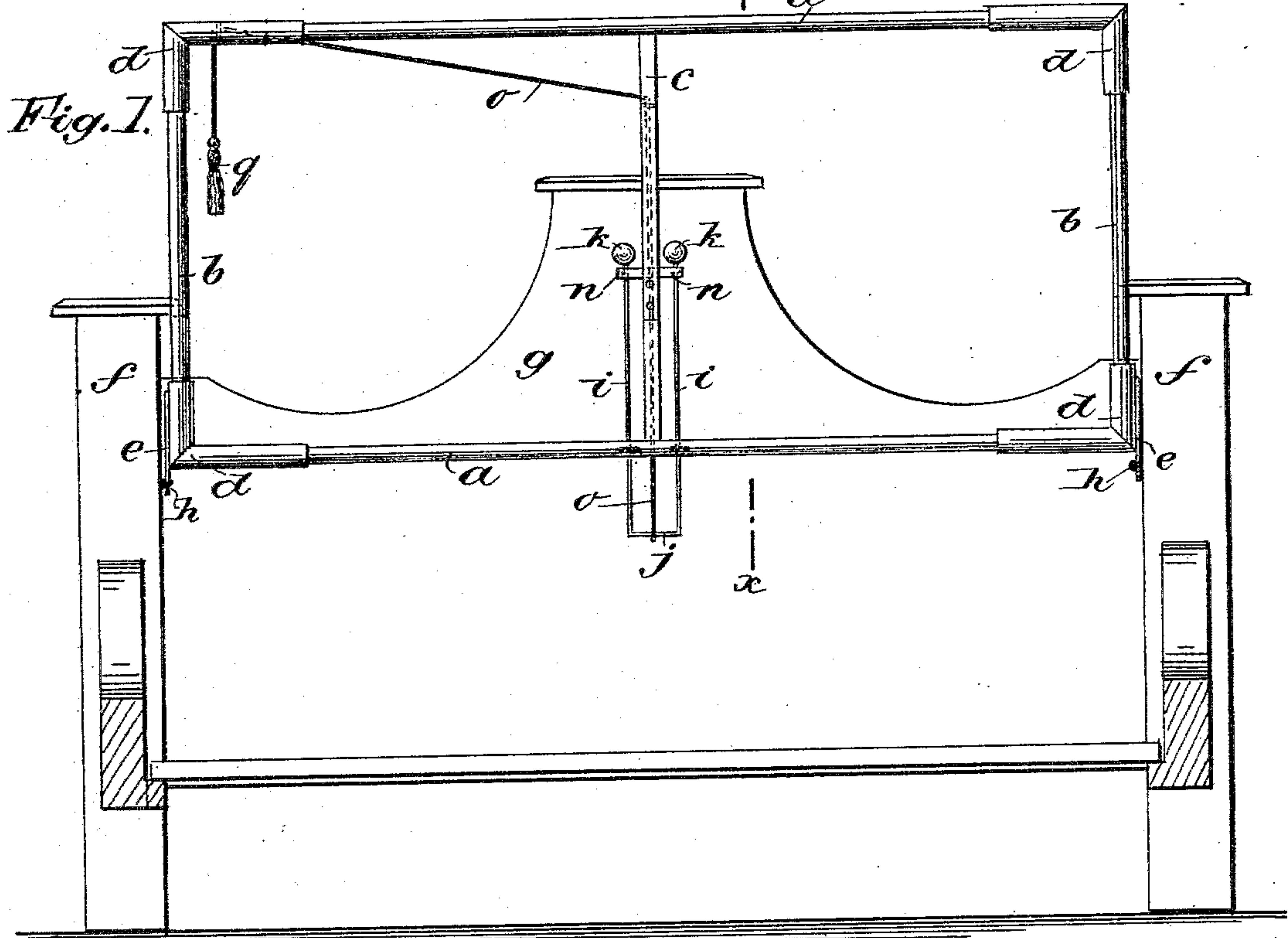


(No Model.)

J. A. PIERCE.
PILLOW SHAM HOLDER.

No. 303,044.

Patented Aug. 5, 1884.



WITNESSES:

Otto Meyer
B. G. Underwood

INVENTOR:

J. A. Pierce,
BY *Munn & Co*
ATTORNEYS.

UNITED STATES PATENT OFFICE.

JONATHAN A. PIERCE, OF AUSTIN, MINNESOTA.

PILLOW-SHAM HOLDER.

SPECIFICATION forming part of Letters Patent No. 303,044, dated August 5, 1884.

Application filed August 4, 1883. (No model.)

To all whom it may concern:

Be it known that I, JONATHAN A. PIERCE, of Austin, in the county of Mower and State of Minnesota, have invented a new and Improved Pillow-Sham Holder, of which the following is a full, clear, and exact description.

The object of my invention is to provide a simple, practical, and inexpensive device for holding pillow-shams in place over the pillows of a bed, and for holding the shams in raised position while the bed is in use, or when being made up for the day.

The invention consists in the peculiar construction and arrangement of parts, as herein-after fully described, and pointed out in the claim.

Reference is to be had to the accompanying drawings, forming part of this specification, in which similar letters of reference indicate corresponding parts in all the figures.

Figure 1 is a front view of a bedstead head-board with my improved pillow-sham holder in raised position and with the side boards of the bedstead in section. Fig. 2 is a plan view of part of the bedstead and pillow-sham holder, and Fig. 3 is a sectional side elevation on the line *x x*, Fig. 1.

I make the frame of the pillow-sham holder of light wooden or metallic side bars or rods, *a a*, end bars, *b b*, and one or more intermediate bars, *c*, and I fit the end of the bars *a b* into angular socket-pieces *d*, in which the bars *a b* may be adjusted in or out to contract or expand the frame to fit the head-boards of bedsteads of different widths and heights, and also making the frame so that it may be dismembered and packed away in small space for transportation or when out of use. Arms or plates *e*, projecting from opposite sockets, *d*, at one side of the frame, serve to hinge the frame to the side posts, *f*, of the head-board *g* of the bedstead by the pins or screws *h*, so that the frame of bars *a b c* and socket-pieces *d* may be swung upward, as in Figs. 1 and 3, or downward, as in Fig. 2, on the pins *h*, as pivots. The pillow-sham holder will remain by its gravity in the lowered position of Fig. 2, to hold its attached pillow-shams spread out smoothly and evenly over the pillows at the head of the bed when the bed is made up for the day.

To keep the pillow-shams in raised position

while the bed is in use or while being put in order, I provide a simple and self-acting latch device or fastener, here shown in U-form, and which consists of a rod or wire, bent twice to form parallel arms *i i*, and a head-piece, *j*. The arms *i* have weights *k* at the ends, and are held to the frame of the holder by eyes *l*, fixed to a bar, *a*, and a plate, *m*, having guide-eyes *n*, and attached to the cross-bar *c*. A cord, *o*, connects with the latch, preferably at its head *j*, and passes through suitable guide-eyes, *p*, on the frame, to one side of the frame, where the cord has a knob or tassel, *q*, in position to easily be reached from the side of the bed.

I provide the holder-frame at suitable points with the projecting eyes or staples *r*, whereby the pillow-shams may be secured to the holder by common pins passed through these staples *r* and through the shams at each side of the staples; or the shams may be attached to the staples or to the bars of the frame by tapes, cords, or otherwise, as may be desired.

The operation is as follows: If the cord *o* is drawn upon and held taut, it will keep the head *j* of the latch close to the bar *a*, or outside of a line drawn through the opposite pivots *h* of the frame of the holder, so that the holder may then be swung freely up and down; but if when the holder is raised the cord *o* be slackened the weights *k* will carry the head *j* downward, so that it may rest against the head-board *g*, below a line drawn through pivots *h*, whereby the holder will be automatically locked in raised position, as in Figs. 1 and 3. The eyes *n* form a stop to the weights *k*, to prevent disconnection of the gravity-latch *i j* from the holder. To again lower the frame or holder, the cord *o* is simply drawn upon, and the holder will fall, or may be turned downward over the pillows of the bed.

I do not limit myself to the precise construction of the gravity-latch herein shown and described, as the same may be modified within the scope of my invention. For instance, the latch may have but a single bar, *i*, guided on the frame-bar *c*, and a weight, *k*, at one end, or a cushion-ball or a cross-bar or T-head for a bearing at the other end to lock against the head-board of the bed; but the arrangement of the latch and its guides, as shown, is preferred.

I do not abandon or dedicate to the public

any patentable feature set forth herein and not hereinafter claimed, but reserve the right to claim the same either in a reissue of any patent that may be granted upon this application 5 or in any other applications for Letters Patent I may make.

I am aware that a pillow-sham holder consisting of a rectangular frame and provided with a gravity-latch has been hinged to the 10 head-board of a bedstead, and I am also aware that an adjustable pillow-sham frame-holder is old, and I therefore do not claim such inventions.

Having thus fully described my invention, I

claim as new and desire to secure by Letters 15 Patent—

The combination, with the head-board of a bedstead and the pillow-sham holder *a b c d*, provided with the arms *e* and guides *l n p*, and hinged thereto, of the U-shaped latch-frame 20 *i j*, having weights *k* on its ends, and the cord *o*, attached to the head of the latch and passing through the guides *p*, substantially as herein shown and described.

JONATHAN A. PIERCE.

Witnesses:

JNO. M. GREENMAN,
HENRY P. GREENMAN.