

(No Model.)

J. J. McCOMB.

BIDET.

No. 303,027.

Patented Aug. 5, 1884.

Fig. 1.

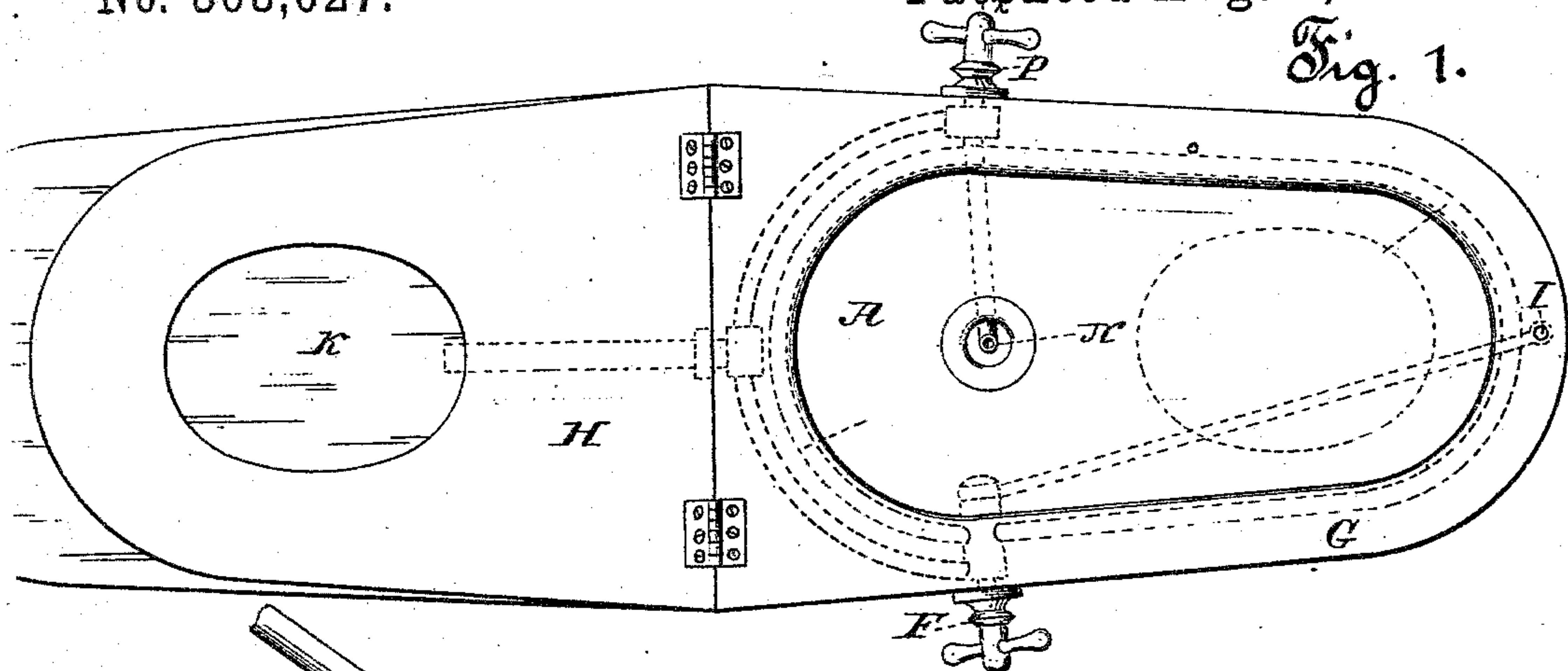


Fig. 2.

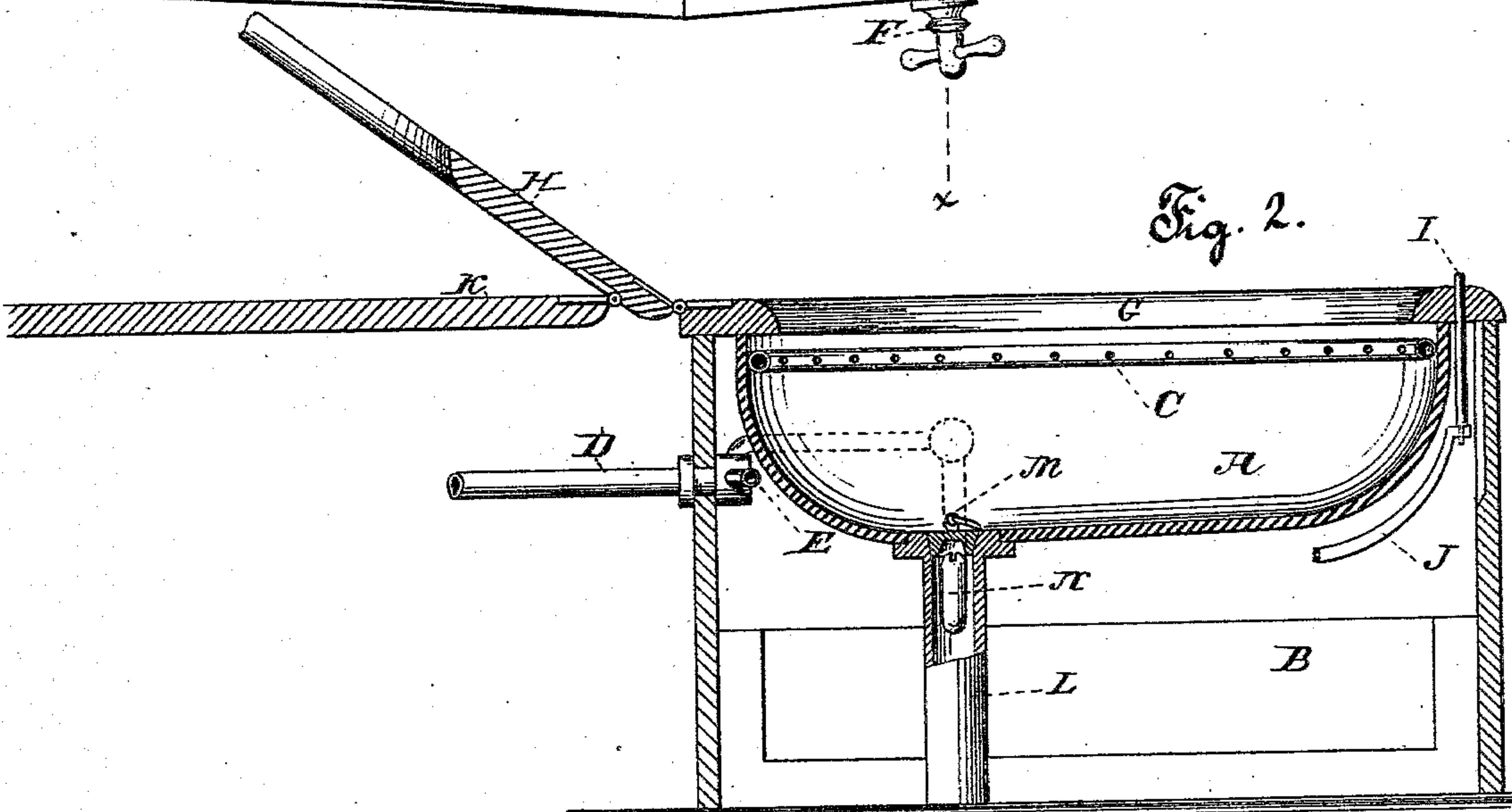
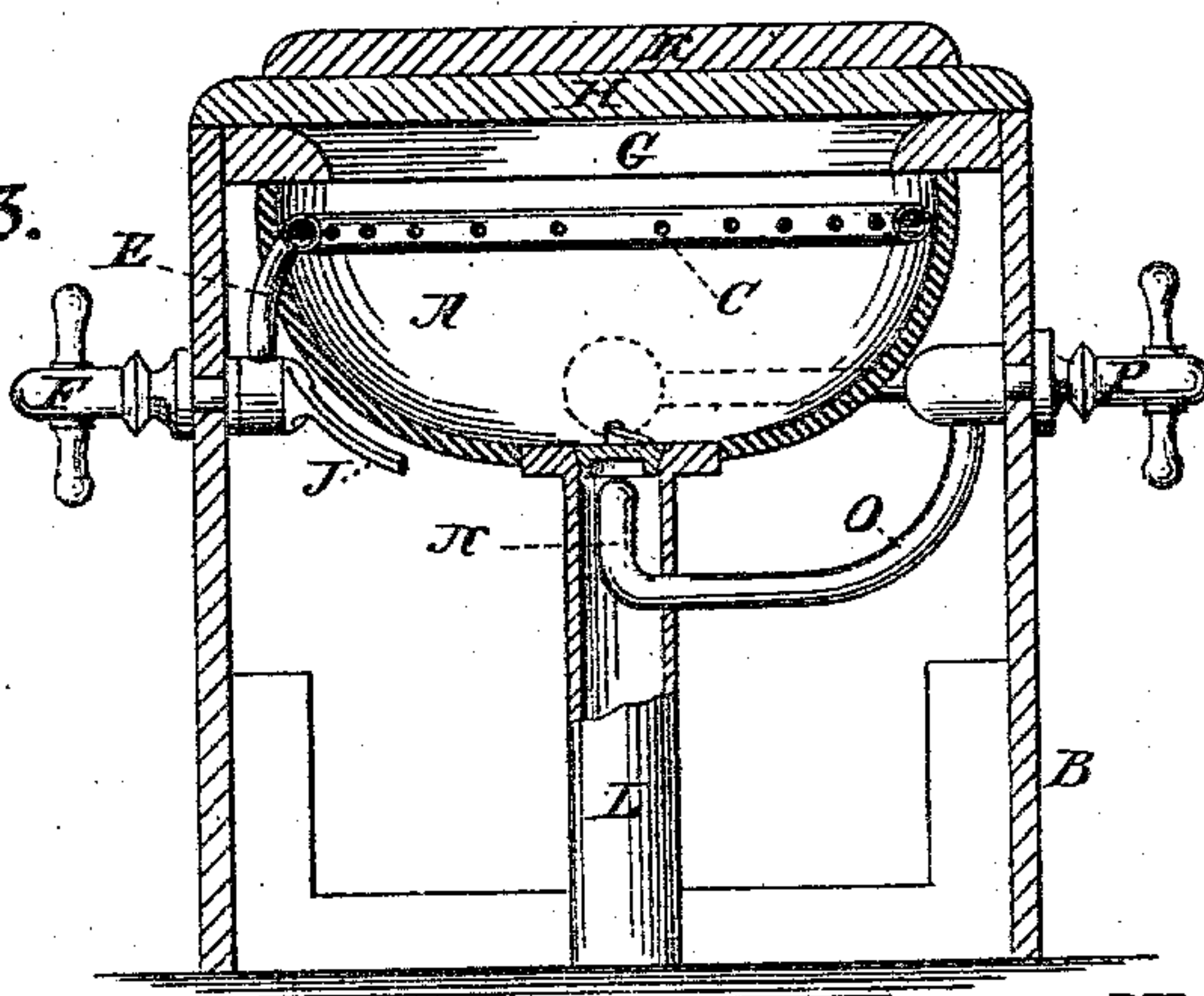


Fig. 3.



WITNESSES:

O. D. Mott,  
R. F. Gaylord.

INVENTOR:

James J. McComb

BY

Paul A. Duncan  
ATTORNEY.



# UNITED STATES PATENT OFFICE.

JAMES J. McCOMB, OF DOBBS FERRY, NEW YORK.

## BIDET.

SPECIFICATION forming part of Letters Patent No. 303,027, dated August 5, 1884.

Application filed August 16, 1883. (No model.)

*To all whom it may concern:*

Be it known that I, JAMES J. McCOMB, of Dobbs Ferry, Westchester county, State of New York, have invented certain new and useful  
5 Improvements in Bidets; and I hereby declare the following to be a clear, full, and exact description thereof, which will enable those skilled in the art to make and use the same.

My invention consists in providing a bidet-  
10 basin with means which, without interfering with its serviceableness as hitherto employed, adapt it to be used as a urinal; and my improvements consist, first, in providing the bidet-basin with an after-wash pipe or other wa-  
15 ter-passage so arranged as to serve for filling the basin for the purpose of washing, or to clean it when it is used as a urinal, and in providing such pipe with a suitable valve; second, in locating the bidet-jet in the bottom of  
20 or beneath the basin, so that it may not inconvenience the basin for washing; and, third, in providing the apparatus with two seats, which are respectively adapted in construction to its employment as a urinal and for washing, and  
25 are arranged for convenient optional use.

In the drawings accompanying this description, Figure 1 is a top view of a bidet-basin furnished with my improvements, the movable seat and lid thereof being thrown back. Fig.  
30 2 is a central longitudinal vertical section of the same, and Fig. 3 is a cross-section on the line *x x*.

In these views, A represents the basin or bowl. It is of a shape approaching a con-  
35 tracted ellipse, and is fitted in the top of the closet B, which is of a shape substantially the same as the basin it supports, thereby combining strength with convenience of use, and of a height suiting the basin to its various pur-  
40 poses.

Surrounding the margin of the basin is a perforated metallic pipe, C, which is connected with the common water-supply pipe D by branch pipe E, which is provided with a self-  
45 closing cock, F, whose handle extends outside the closet to within easy reach of a person using the apparatus.

G is the seat of the basin or the bidet-seat, which is fastened to the top of the closet, and  
50 conforms substantially in size and shape to the margin of the basin.

To the rear edge of the bidet-seat is hinged

the movable or urinal seat H, which is of the same outer shape as the bidet-seat; but its opening is considerably smaller than that of  
55 the former, and is of a form common to the ordinary water-closets, personal comfort being more regarded in its construction and location than in the arrangement of the bidet-seat, since the use of the apparatus as an urinal does not  
60 require the exposure and freedom of action that are necessary when it is used as a bath. The front of this seat bears upon the upper end of rod I, which extends through the bidet-seat and rests in a socket in the end of the actu-  
65 ating-lever J of the cock F, so that depressing the movable seat by the weight of a person using it, or otherwise, causes the cock to open and permits water to flow into the basin through the various openings of the after-wash pipe.  
70 The outlet of the basin is located in the bottom thereof, and opens into the waste-pipe L, which is provided with some means to close it, as the plug M.

Within the waste-pipe and below its plug is  
75 arranged the bidet-jet N, the nozzle of which points upward. The water-supply to this jet is derived through the pipe O, which is a branch from the main D, and is provided with a self-  
80 closing hand-cock, P, whose handle extends through the walls of the closet opposite the position of the one in the after-wash pipe. By these additions to and changes in the common  
85 attachments of a bidet-basin, I make it serviceable as a bidet and urinal. As the former, for the purposes of ablution and the like, it may  
90 be filled by closing the outlet and opening the cock which controls the flow of water to the after-wash pipe; or, when it is desired to use the spray, the waste-pipe may be left open and  
95 water admitted to the jet by opening the bidet-jet valve, and when thus used the lid and swinging seat will of course be turned back, as seen in the first figure of drawings. As an  
100 urinal, the outlet is left open and a flow of water is maintained while the basin is in use by the valve of the after-wash pipe being kept open by hand or by the weight of the person thus using the basin, it being understood that in this case the urinal-seat is being used.

This apparatus is particularly adapted to use in places where regard must be had to the economical consumption of water. Under such circumstances the perforations in the after-



wash passage are made quite small, in order that the rinsing and cleaning of the basin may be accomplished with as little water as practicable; so, also, the connecting-rod between the urinal-seat and the lever of the cock, which admits water to the after-wash passage may be omitted, and the operation of such cock effected entirely by hand, as explained above.

What is claimed as new is—

- 10 1. The combination, in a bidet, of a water-passage extending around the margin of the basin, and a fixed jet located in the waste-water pipe of the basin, as set forth.

2. A bidet provided with a fixed jet located in the waste-water pipe of the basin, substantially as set forth.

3. A bidet provided with a fixed bidet-seat and a movable urinal-seat, said seats being constructed each for its special purpose, substantially as described.

JAMES J. McCOMB.

Witnesses:

W. A. C. EWEN,  
SAML. N. EDGERLEY.