

(No Model.)

P. D. HORTON

PEN HOLDER.

No. 303,013.

Patented Aug. 5, 1884.

FIG. 1.

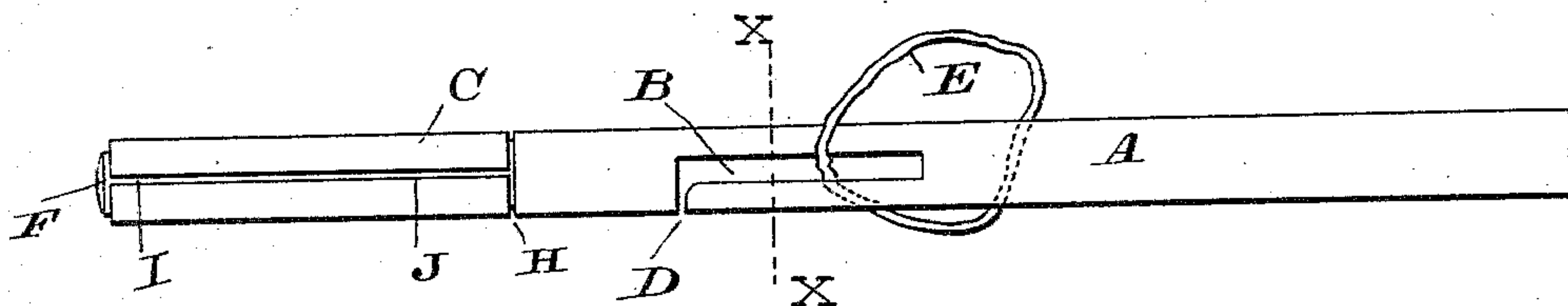


FIG. 2.

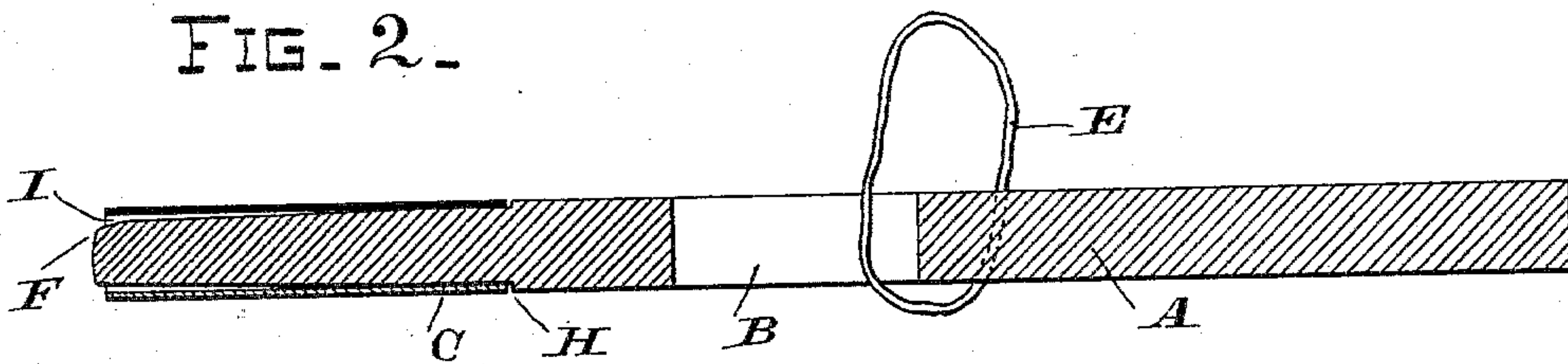


FIG. 3.

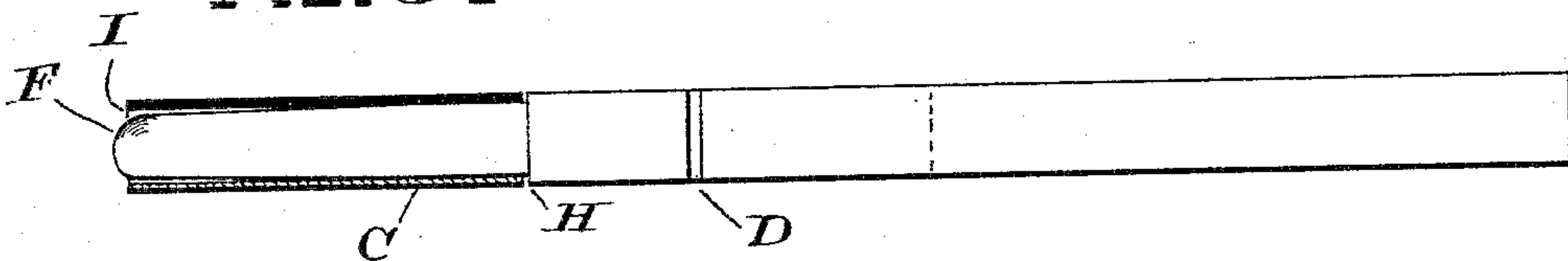
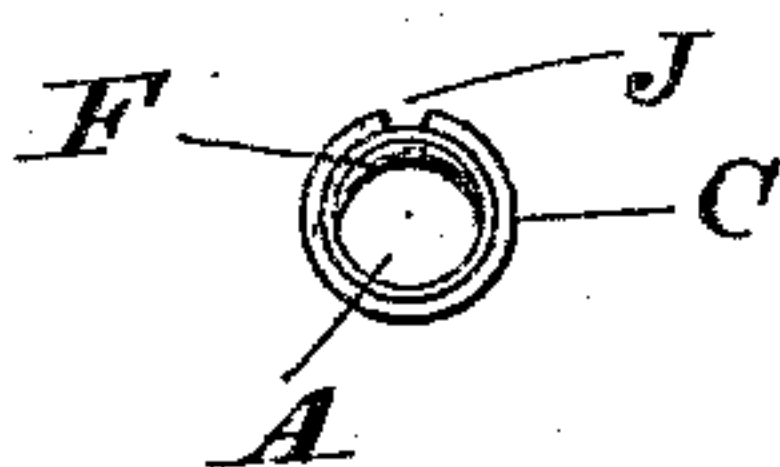


FIG. 4.



FIG. 5.



WITNESSES.

Wilbur Bradford
Joseph Cooney

INVENTOR.

Peter D. Horton
By C. W. M. Smith
Attorney.

UNITED STATES PATENT OFFICE.

PETER D. HORTON, OF GRASS VALLEY, CALIFORNIA.

PEN-HOLDER.

SPECIFICATION forming part of Letters Patent No. 303,013, dated August 5, 1884.

Application filed February 19, 1884. (No model.)

To all whom it may concern:

Be it known that I, PETER D. HORTON, a citizen of the United States, residing at Grass Valley, in the county of Nevada, and State of California, have invented a new and useful Pen-Holder, of which the following is a specification.

The objects of my invention are, first, to provide a means whereby the pen-holder, when in use, is kept in a more upright or vertical position, and prevented from lodgment in the hollow or depression between the thumb and first finger; second, to provide a means whereby the pen can be more easily removed from the holder, and corrosion and the sticking of the pen to the holder is prevented. I accomplish these objects by the means illustrated in the accompanying drawings, in which—

Figure 1 is a top view of my improved pen-holder. Fig. 2 is a longitudinal vertical section of the same. Fig. 3 is a side view, showing the ferrule in section. Fig. 4 is a cross-section on line *xx* of Fig. 1. Fig. 5 is an end view.

Similar letters of reference are used to indicate like parts throughout the several views.

Heretofore it has been a difficult task, especially in a young pupil, to keep the pen-handle from working back along the index-finger and into the hollow or cavity formed between the thumb and forefinger, which position cramps the finger and retards the ease and beauty of good penmanship. In order to correct and prevent this habit or lack of care, I employ a common wooden pen-stock, A, and make a longitudinal slot, B, in it a sufficient distance above the ferrule C. I then saw a transverse kerf, D, in one side, at the base of and connecting with the said slot B, as clearly shown in Fig. 1. Through this kerf or transverse slot I pass a small rubber or elastic band E, which can be moved along the slot at pleasure, and cannot be removed from the slot without intention, as the transverse kerf is much smaller than the rubber band when at rest or unstretched. In practice, this elastic or india-rubber band is placed around the index or first finger, just above the middle or second joint, with the slot upward and the kerf outward, at a right angle to the finger, in which position the pen-holder is loosely connected to the index-finger, and always in the right position for good penmanship, without the lia-

bility of working back into the hollow of the hand, as mentioned above, and greater relaxation of the fingers is had in holding the pens, as it cannot fall away from the finger, even if the thumb be removed. By this means nervous persons, as well as children, will be enabled to write better and with greater ease.

In carrying out the second part of my invention I employ good hard wood for the pen-holder, and this is turned off a little tapering at the point F, as shown in Figs. 2 and 3, and around this is placed the metal sleeve or ferrule C, constructed so as to hug and fit closely around the holder at the collar or joint H, at the upper end of the reduced portion thereof. As the ferrule C is of a like diameter throughout its entire length, and as the lower portion of the pen-stock contained within the ferrule is given a gradual taper, it will be readily seen that a contracted opening, I, for the shank of the pen is provided. When in proper position, however, the slit J in the ferrule is open, and gradually decreases downward, so as to form a springing function when the pen is introduced. The shank of the pen is introduced under the slot J, and thus it will be seen that the metallic pen is held between the wood portion and the metallic ferrule, and prevented from being too easily removed, in which position the pen will not rust or corrode, neither will it stick to the holder, as the pen will always do when placed in a holder formed of two thicknesses of metal.

Having thus described my invention, what I claim, and desire to secure by Letters Patent, is—

1. In a pen-holder, the longitudinal slot and the transverse kerf or cut, in combination with an elastic or india-rubber band or holder, adapted to be passed around the finger, substantially in the manner and for the purpose specified and set forth.

2. An improved pen-holder provided with an elastic finger-band held in a slot, as described, its pen-holding end being tapered and surrounded by a slotted ferrule, all adapted to operate substantially as set forth.

In testimony that I claim the foregoing I have hereunto set my hand and seal.

PETER D. HORTON. [L. S.]

Witnesses:

WILMER BRADFORD,
CHAS. E. KELLY.