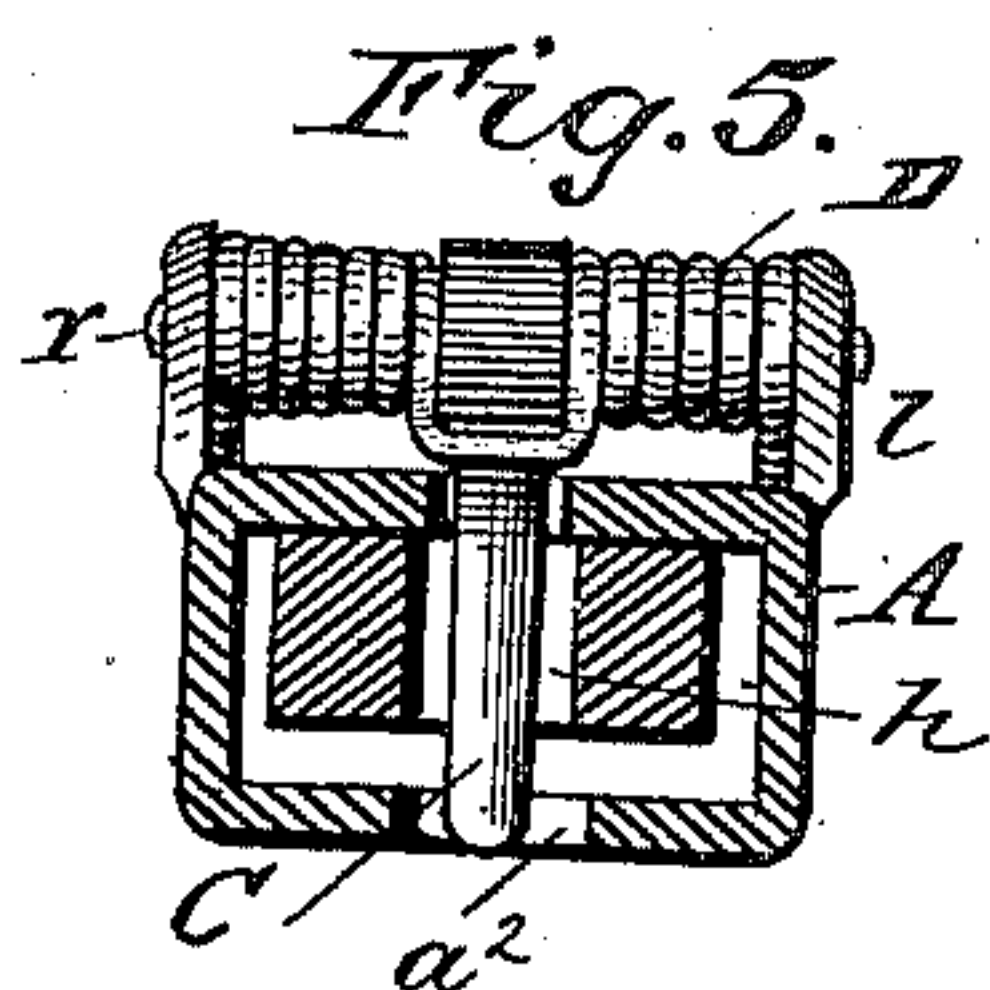
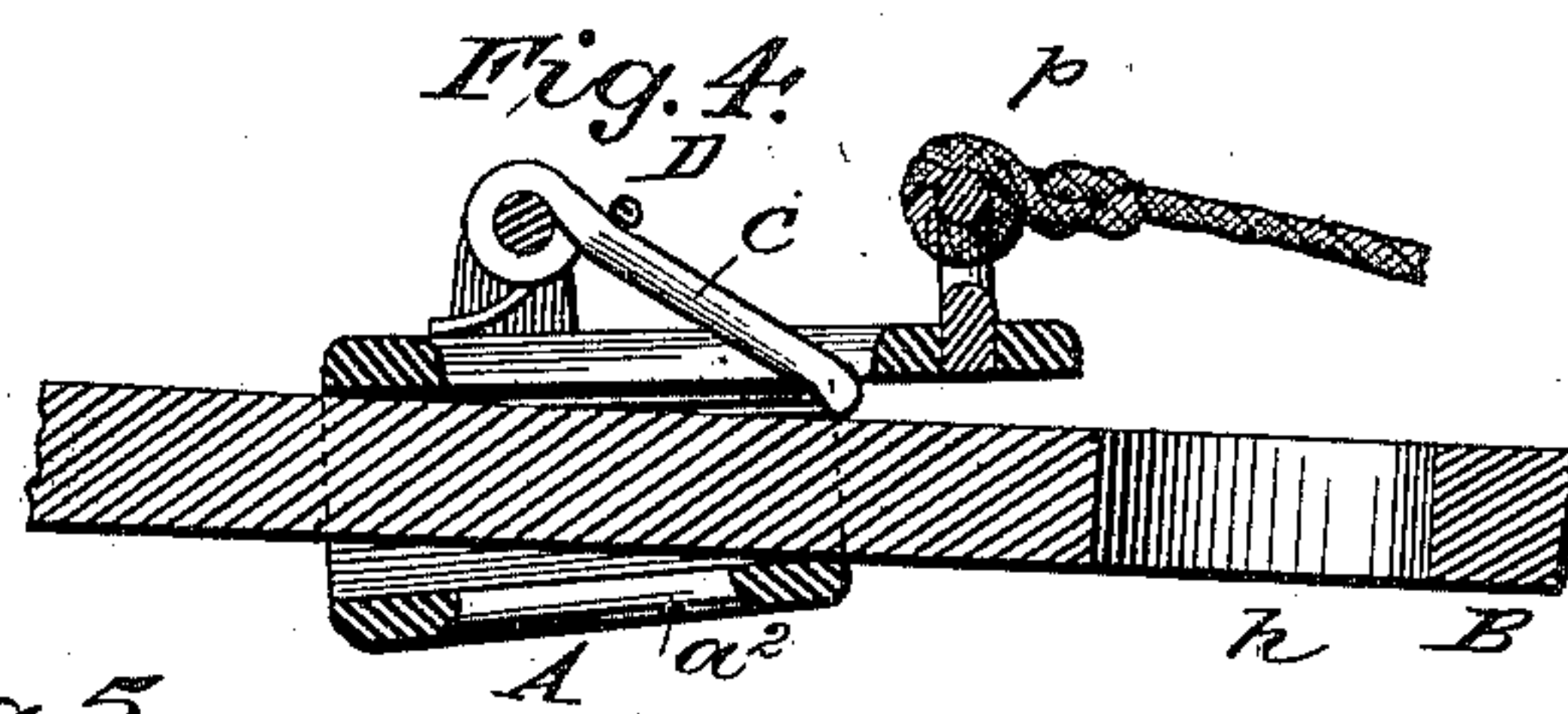
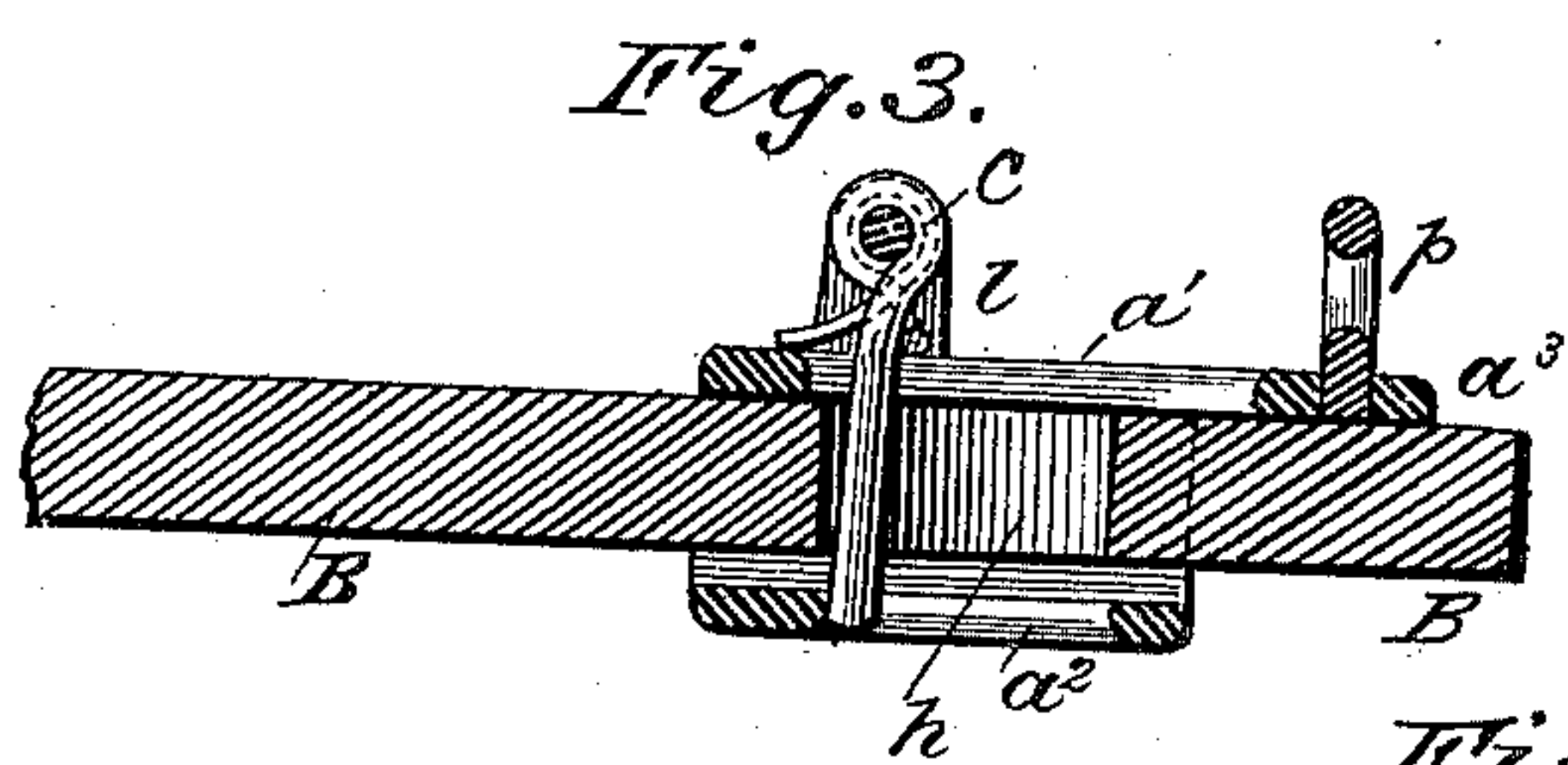
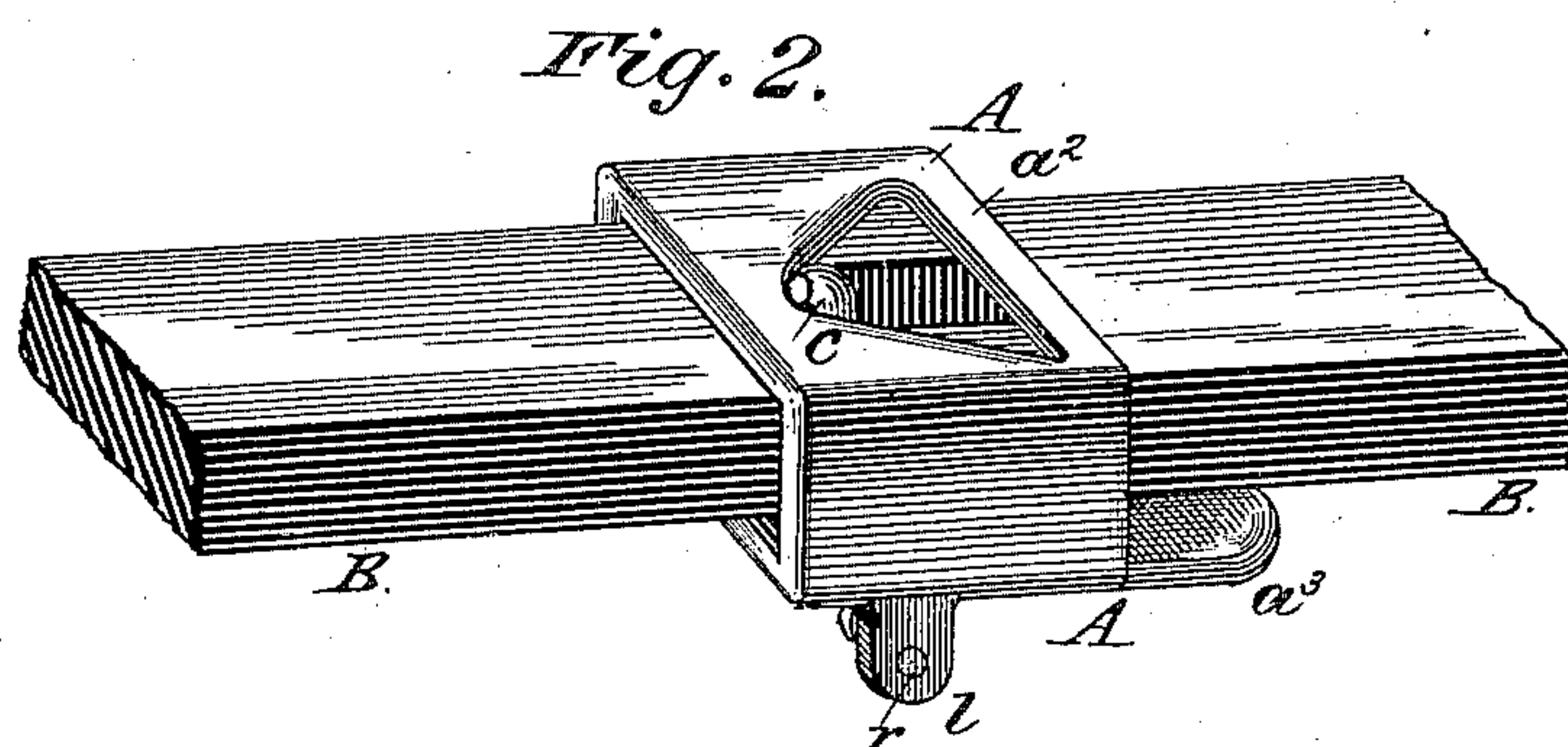
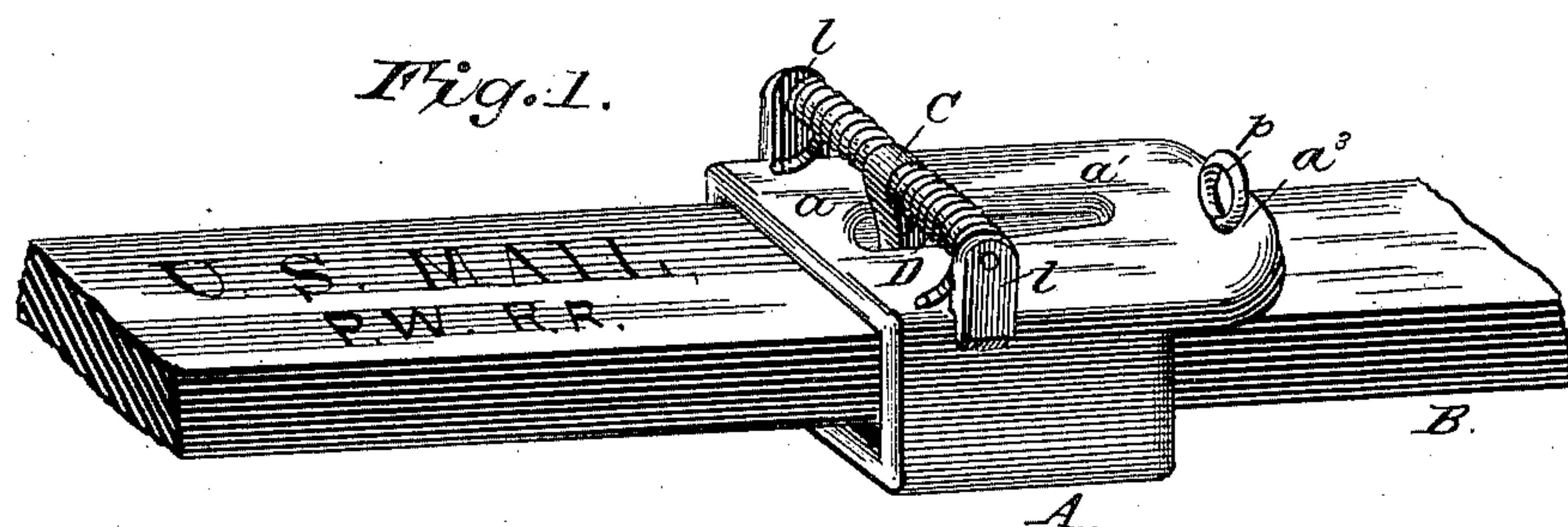


(No Model.)

C. F. GREEN.
TAG HOLDER FOR MAIL BAGS.

No. 302,906.

Patented Aug. 5, 1884.



WITNESSES:

Wm. L. Dieterich
Wm. C. McMillan

INVENTOR.

Cluster F. Green
By J. H. MacDonald
ATTORNEY

UNITED STATES PATENT OFFICE.

CHESTER F. GREEN, OF WATERLOO, IOWA.

TAG-HOLDER FOR MAIL-BAGS.

SPECIFICATION forming part of Letters Patent No. 302,906, dated August 5, 1884.

Application filed January 16, 1884. (No model.)

To all whom it may concern:

Be it known that I, CHESTER F. GREEN, a citizen of the United States, residing at Waterloo, in the county of Black Hawk and State of Iowa, have invented certain new and useful Improvements in Tag-Holders for Mail-Bags, &c., of which the following is a specification, reference being had therein to the accompanying drawings.

My invention relates to that class of devices known as "tag-holders"—that is, tag-holders for mail-bags. These tags usually consist of a strip of wood of suitable size and length, which is provided with one or more strings for fastening it to the bag. In all cases it is advantageous and very desirable that the tag be easily and quickly removed, either to be put away for future use or for immediate service. This I find can be done by means of the tag-holder here shown in the accompanying drawings and set forth descriptively in the specification.

In the drawings, Figure 1 is a perspective view of the tag-holder and tag secured together. Fig. 2 is a perspective view of the holder under the under side. Figs. 3 and 4 are transverse sections of the tag and holder, and Fig. 5 an end view of the same.

Referring more particularly to the drawings, the tag-holder consists of a body or shell, A, of rectangular shape, all the corners and edges being rounded. I will preferably make this shell of oval shape. The upper side of the shell has a slot, *a*, which gradually contracts, as at *a'*. This upper side is extended beyond the general body of the shell, as at *a''*, and is there provided with a ring or eye, *p*, through which the bag-string passes. At each side of the upper portion of the shell is a lug or projection, *l*, in which a rod, *r*, is journaled. On this rod a spiral spring, D, is wound, and at its center is bent around a tongue, C, also secured to the bar or rod *r*. The under side of the shell has a triangular slot, *a'*, and the tongue C has a play in these slots, as will be hereinafter set forth. The tag B has a single hole, *h*, at one end in which the tongue C is inserted when the tag is in position, as in Figs. 1, 2, and 3.

The operation of inserting and withdrawing a tag is as follows: The tag is inserted within the shell at the end opposite the eye or ring *p*, and as it comes in contact with the tongue C it pushes it backward, the grooves *a* *a''* allowing it free play. (It is shown in this position in Fig. 4.) As soon as the tongue comes to the opening *h* in the tag, the spring acts to force the tongue into the opening. To remove the tag, the reverse of this operation is had. It will therefore be seen that the tag can be easily and quickly removed or inserted without tying or untying cords. The shells will be made of cast metal, the lugs *l* being cast in one piece therewith. As an entirety it is cheaply made, and has but few pieces to wear or become broken, and is therefore advantageous over the more complex holders. Speed in handling and changing mail-pouches is the essential feature in the railway postal service, and my improved tag-holder will greatly assist the postal-clerks in changing tags.

Having thus described my invention, what I claim is—

1. A tag-holder consisting of a shell having an upper and lower slot, as described, and a spring-actuated tongue adapted to move in said slots, substantially as and for the purpose set forth.

2. A tag-holder, A, having the slots *a* *a''* and lugs *l*, forming journals for a rod, *r*, upon which the tongue C and actuating-spring D are secured, as and for the purpose set forth.

3. The combination, with the tag B, having the opening *h*, of the holder A, provided with an upper and lower slot, spring-actuated tongue, and extension *a''*, provided with a suitable rope-attaching device, substantially as and for the purpose set forth.

In testimony whereof I affix my signature in presence of two witnesses.

CHESTER F. GREEN

Witnesses:

L. R. BENNETT,
E. R. PENDLETON.