

(No Model.)

R. F. SIMMONS.

BRACELET.

No. 302,437.

Patented July 22, 1884.

Fig. 1.

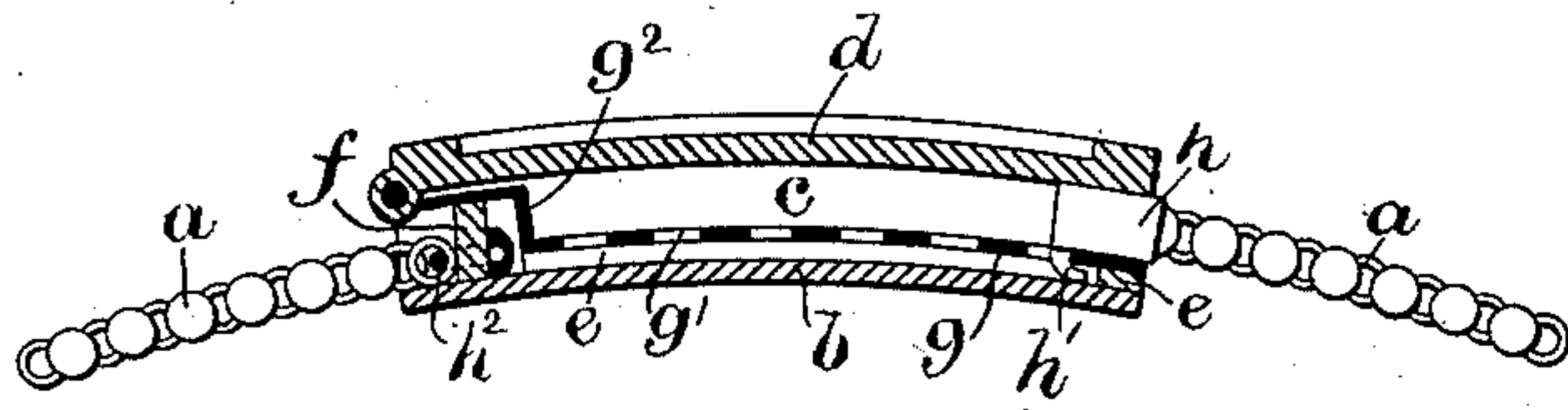


Fig. 2.

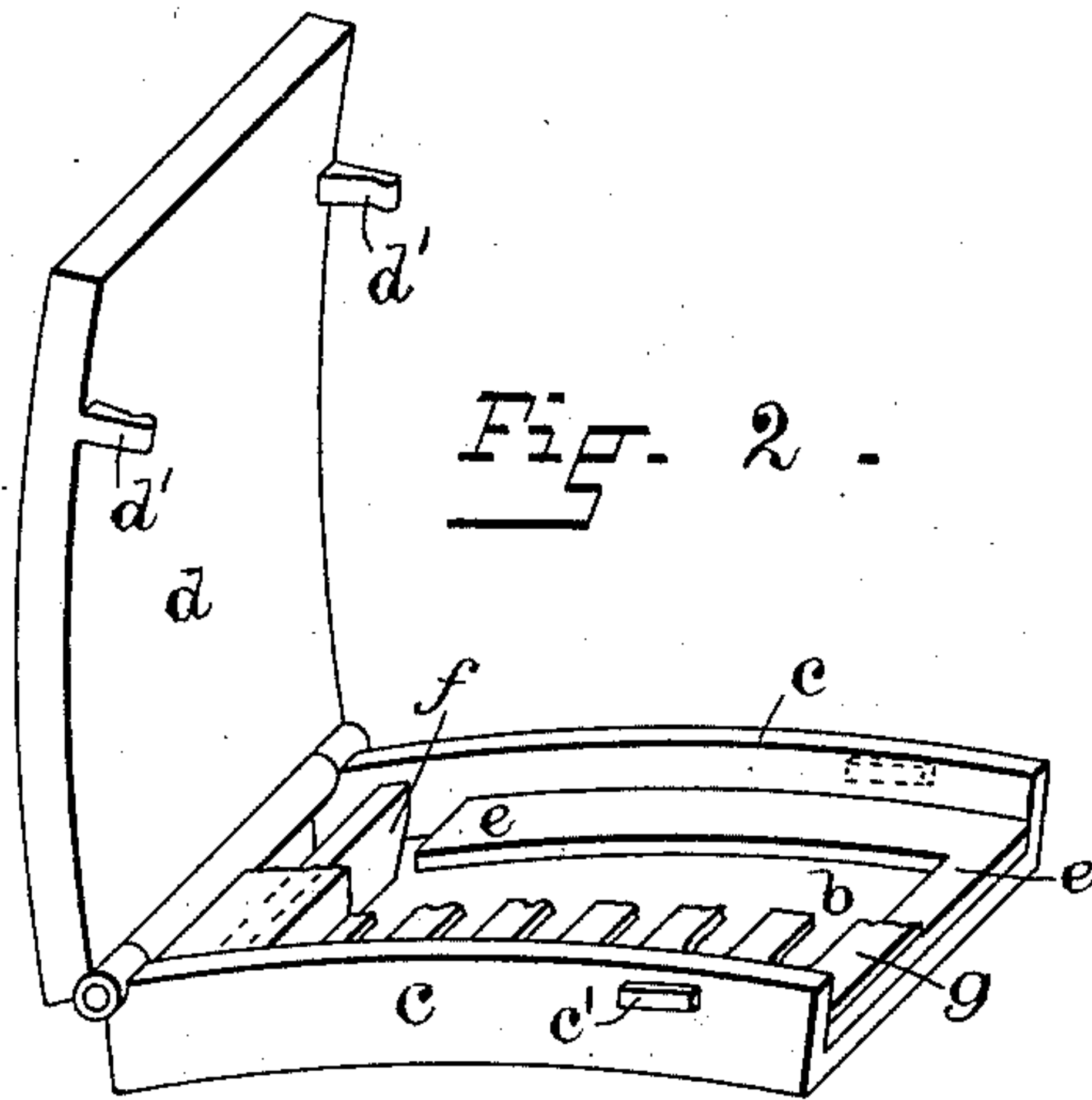
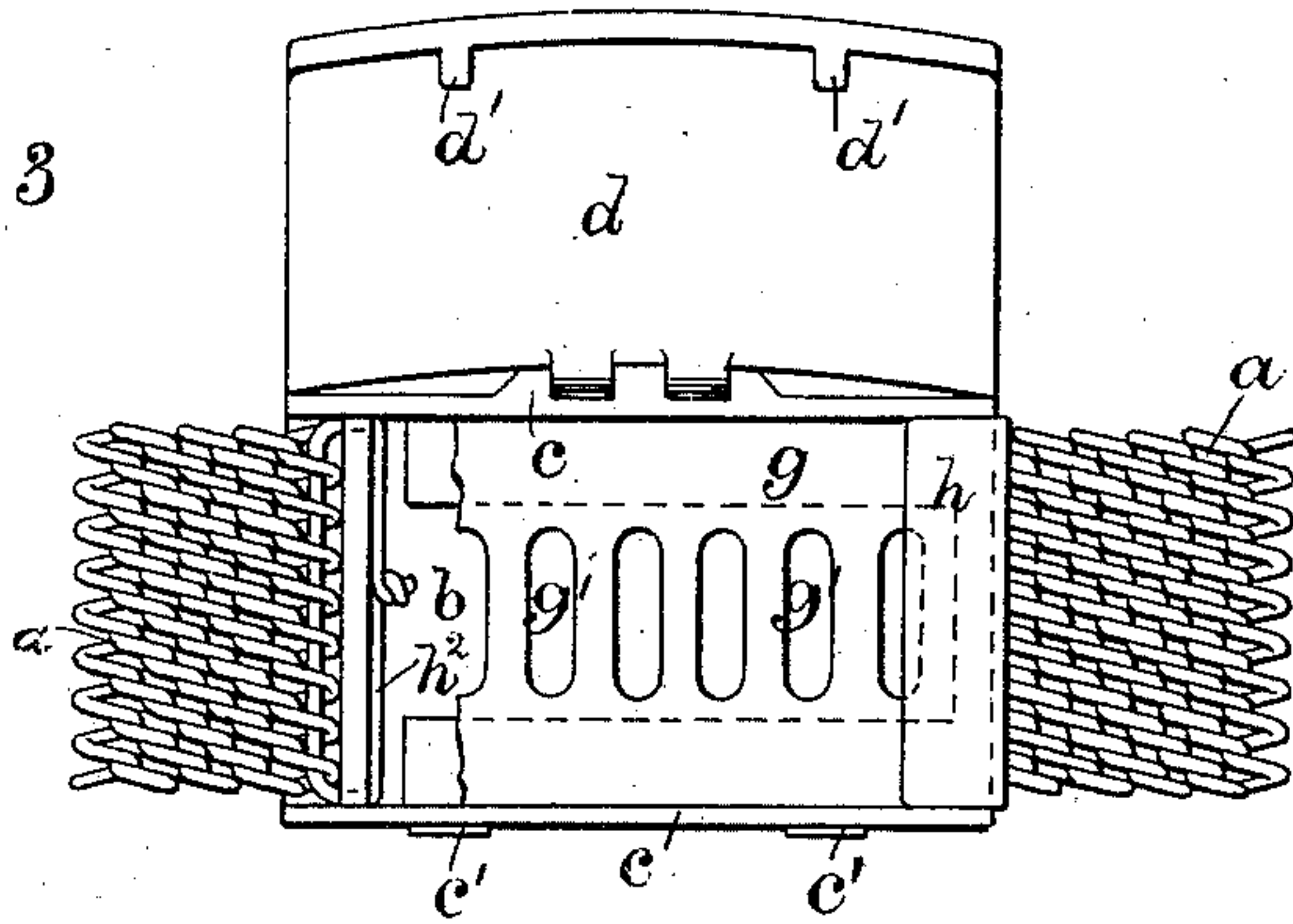


Fig. 3.



WITNESSES:

C. H. Leuther Jr.
Jos. L. Condon

INVENTOR:

Robert F. Simmons
by Joseph A. Miller & Co.
Attys

UNITED STATES PATENT OFFICE.

ROBERT F. SIMMONS, OF ATTLEBOROUGH FALLS, MASSACHUSETTS.

BRACELET.

SPECIFICATION forming part of Letters Patent No. 302,437, dated July 22, 1884.

Application filed June 10, 1884. (No model.)

To all whom it may concern:

Be it known that I, ROBERT F. SIMMONS, of Attleborough Falls, in the county of Bristol and State of Massachusetts, have invented certain new and useful Improvements in Bracelets, of which the following is a full, clear, and exact description, reference being had to the accompanying drawings, forming a part of this specification.

My invention relates to that class of bracelets in which one end of the loop or band is secured to an ornamental center-piece, while the other end of the band passes into the same center-piece, so that the band is tightened around the wrist. As heretofore constructed the free end of the band has been arranged to slide through the center-piece, and was held therein by friction, thus leaving a hanging end, which was unsightly, and preventing the wearer from securing the bracelet without assistance.

The object of my invention is to avoid the above-mentioned objections and to produce a bracelet in which the band or loop shall be secured in a very strong and reliable manner, and yet permit of ready adjustment, so as to fit any wrist of ordinary size.

To the above purpose my invention consists in the peculiar and novel construction and arrangement of the center-piece and certain of its connections, as hereinafter described and claimed.

In order that my invention may be fully understood, I will proceed to describe it with reference to the accompanying drawings, in which—

Figure 1 is a longitudinal section of the center-piece embodying my improvements. Fig. 2 is a perspective view of the same. Fig. 3 is a plan view of the same.

In the said drawings, *a* designates a flat chain which forms the loop or band of the bracelet, and which may be of any suitable character. In lieu of the chain, any other preferred form of loop or band may be used. The center-piece which receives the ends of the chain or loop may be of any ornamental shape, but it is hollow, having a bottom, *b*, sides *c c*,

and top or cover *d*, which is hinged either at one end to the corresponding end of the center-piece or at one side to the corresponding side of the center-piece. On the bottom of the center-piece is soldered or formed an open rectangular plate, *e*, and at one end of the center-piece a straight piece, *f*, is similarly secured or formed.

g designates a plate, which is provided with the slots *g'*, extending transversely of the center-piece, and with the raised end *g''*, which fits upon the plates *e* and *f*, and is soldered within the center-piece. The free end of the loop *a* carries an attachment, *h*, having a downturned hook, *h'*, arranged to fit into any of the slots *g'*.

h'' designates a bent wire, by which the fixed end of the loop is secured to the center-piece. The wire is passed through the end of the loop and then through apertures formed in the corners of the plate. The free ends of the wire are either twisted together, as shown in Fig. 3, or are lapped over each other and secured by solder. When closed, the cover is held by the catches *d'*, which engage with the stops *e'* on the sides *c* in such manner as to necessitate considerable force to open the cover. When the bracelet has been placed around the wrist, the hook *h'* is inserted into its proper slot, *g'*, and the cover is closed, thus holding the bracelet securely upon the wrist, so that no accidental displacement of the bracelet may occur, and producing a handsome article, which may be readily manipulated by the wearer alone, and is free from the objections before mentioned.

Having thus described my invention, I claim as new and desire to secure by Letters Patent—

1. An improved center-piece for bracelets, having a bottom, sides, and hinged cover, there being slots in the bottom of the center-piece, for the purpose described.

2. The combination, with the center-piece, consisting of the bottom *b*, sides *c c*, and cover *d*, of the plate *g*, having the slots *g'*, secured to the bottom of said center-piece, for the purpose set forth.

3. The combination, with the center-piece

having the bottom *b*, sides *c*, and cover *d*, of the plate *e*, piece *f*, and slotted plate *g*, for the purposes specified.

4. The combination, with the loop having
5 the hook *h'*, of the center-piece having the slotted plate *g*, as described.

5. The combination, with the center-piece,

constructed substantially as described, of the band *a* and the wire *h*², substantially as shown and described.

ROBERT F. SIMMONS.

Witnesses:

J. A. MILLER, Jr.,

M. F. BLIGH.