

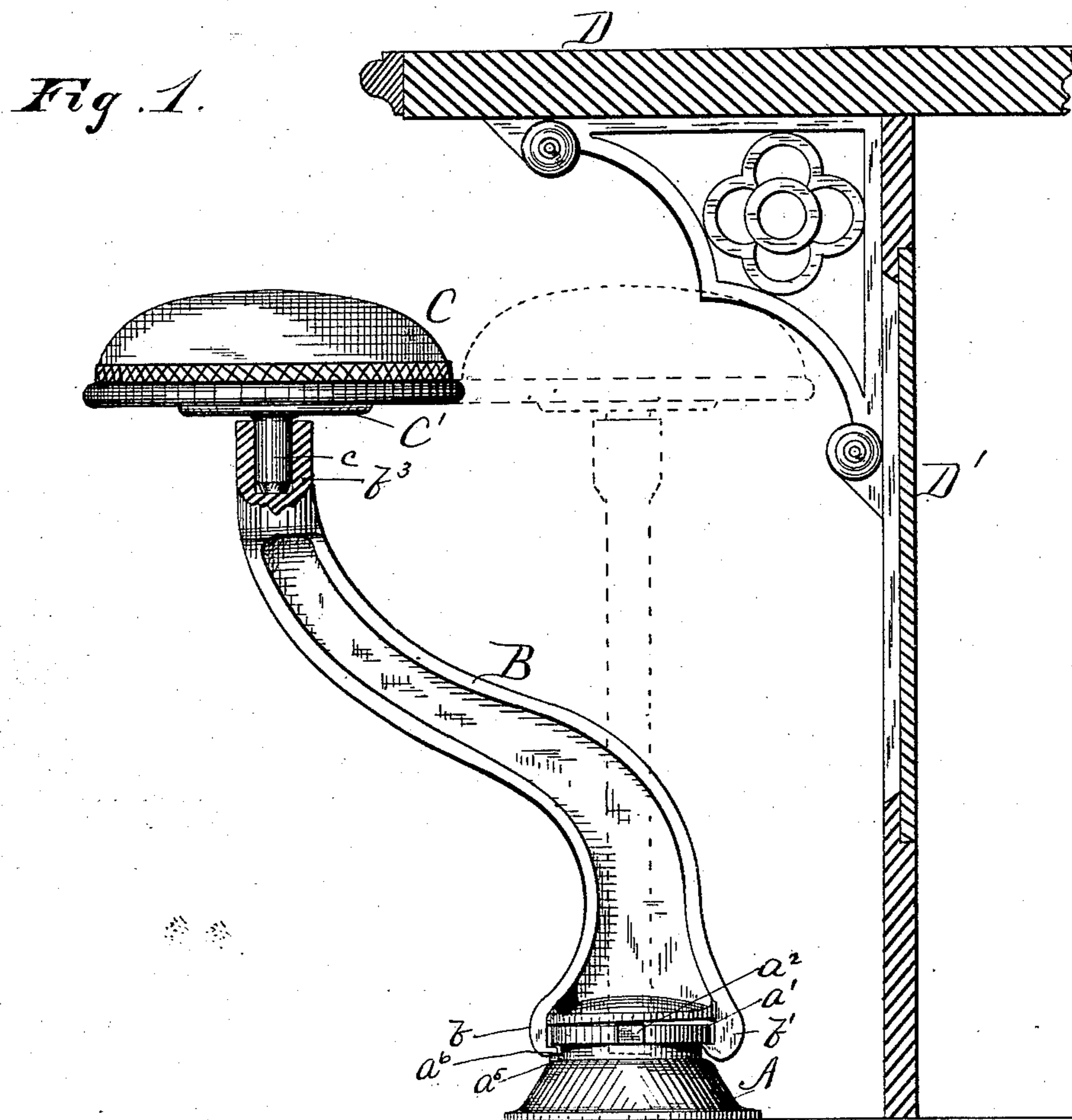
(No Model.)

2 Sheets—Sheet 1.

N. LEMIRE.
COUNTER STOOL FOR STORES.

No. 302,415.

Patented July 22, 1884.



Witnesses:

Chas. L. Carman.
Taylor E. Brown.

Inventor:

Noè Lemire

Per Munday Evans & Adcock

His Attorneys.

(No Model.)

2 Sheets—Sheet 2.

N. LEMIRE.

COUNTER STOOL FOR STORES.

No. 302,415.

Patented July 22, 1884.

Fig. 2.

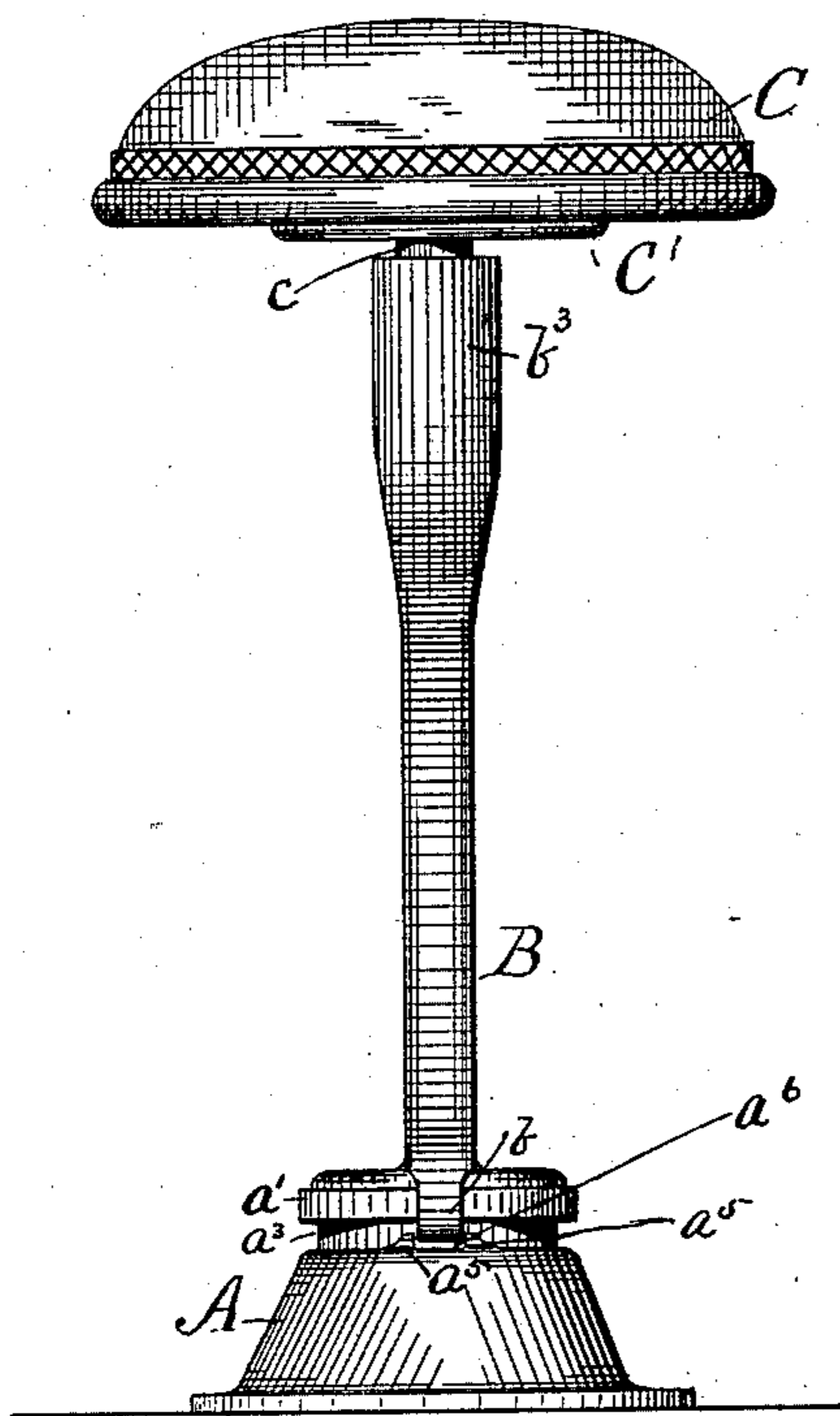


Fig. 4.

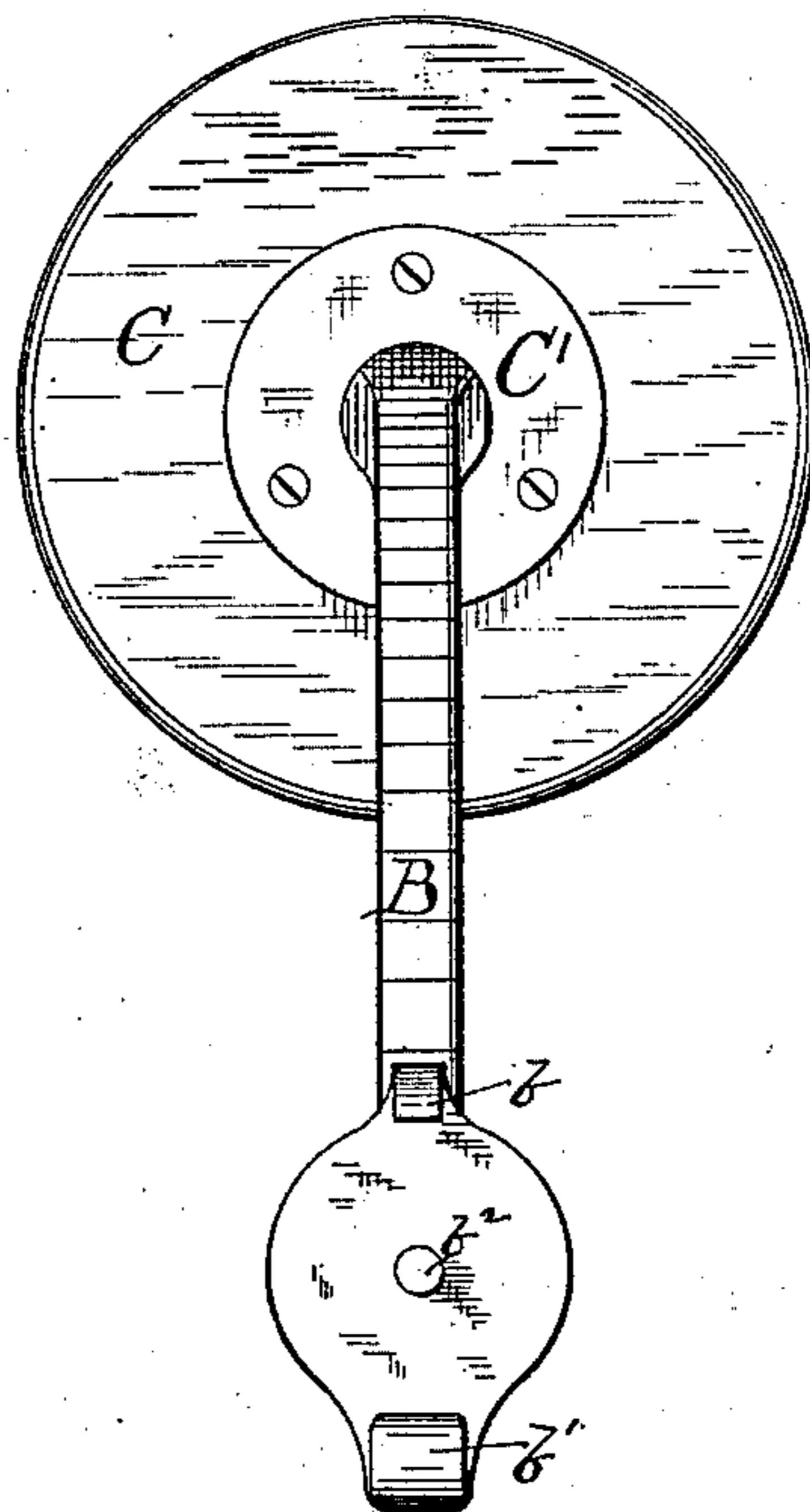
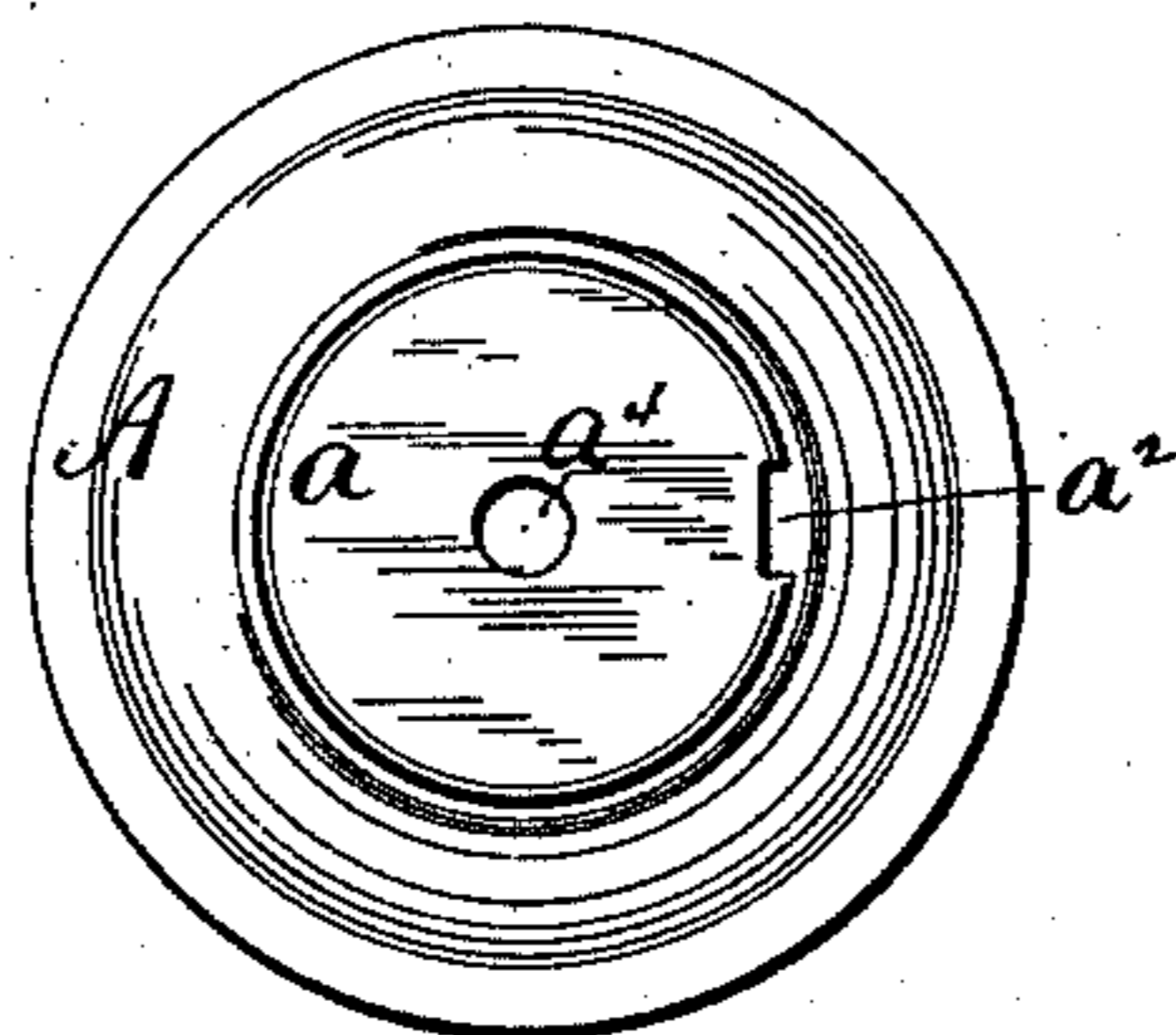


Fig. 3.



Witnesses:

*Chas. S. Garman,
Taylor & Brown*

Inventor:

Noè Lemire

Per Munday Everts & Adcock

His Attorneys.

UNITED STATES PATENT OFFICE.

NOÉ LEMIRE, OF MUSKEGON, MICHIGAN.

COUNTER-STOOL FOR STORES.

SPECIFICATION forming part of Letters Patent No. 302,415, dated July 22, 1884.

Application filed November 26, 1883. (No model.)

To all whom it may concern:

Be it known that I, NOÉ LEMIRE, a citizen of the Dominion of Canada, residing in Muskegon, in the county of Muskegon and State of Michigan, have invented a new and useful Improvement in Counter-Stools for Stores, of which the following is a specification.

This invention consists in a bent standard pivoted to the base, so that the stool when not in use may be turned or swung around under the counter and out of the way. The base is provided or cast with a flat cap having a projecting flange, and the standard is cast with two projecting lips, which fit over the flange of the cap to secure the standard to the base, a notch being provided in the flange to couple the parts together. A pivotal pin or projection is cast on either the standard or the base, and a corresponding hole is provided in the other part for the same to fit in. The top of the standard is provided with a pivotal recess, in which the pivot of the revolving seat fits. The base is secured to the floor under the counter, and when the bent standard is turned so as to incline or project at right angles to the counter, the seat will be in proper position outside the line of the counter, and when the standard is turned one-fourth around the seat will rest under the counter and be out of the way. A retaining notch or slot is provided in the base for the front lip of the standard to fit in to retain the standard in its position for use, and to prevent the standard turning on its pivot. When it is desired to swing the standard around under the counter, the standard is tipped slightly to raise the lip out of this notch. In this way, it will be seen, no bolts, nuts, or other fastenings are required to secure the pivotal standard to the base, and the two parts may be cast in the proper form and require no fitting up.

In the accompanying drawings, which form a part of this specification, and, in which similar letters of reference indicate like parts, Figure 1 is a side view of a device embodying my invention, also showing in dotted lines the position of the stool when it is swung around under the counter. Fig. 2 is a front view of the base and standard. Fig. 3 is a plan view of the base, and Fig. 4 is a bottom view of the standard.

In the drawings, A represents the base, adapted to be secured to the floor by screws or other suitable means. The base is provided with a flat cap, a , having a projecting rim or flange, a' , which is provided on one side with a notch or slot, a^2 . Between the rim a' and the lower portion of the base there is a groove, a^3 , adapted to receive the projecting lips b b' of the standard B. The standard B is curved or bent, so as to throw the seat C at its top some eight or ten inches to one side of the base—that is to say, about the distance the top of the counter D projects over its support D'. The base A is provided with a central hole, a^4 , for the pivot b^2 of the standard. The notch a^2 in the rim a' should be made just wide enough to admit the narrow front lip, b . To couple the standard and base together, the large lip b' on the back of the standard is first hooked over the rim a' of the base, and the standard is turned to bring the narrow lip b opposite the notch a^2 , when the standard will fit down flat upon the base. As the standard is bent or inclined the weight of the seat and standard causes the back lip, b' , to press against the under side of the rim a' , and there is no tendency for the standard to tilt in the opposite direction, even when the narrow lip b is opposite the opening or notch a^2 in the rim a' ; but after the parts are coupled together the standard is then turned so that the lip b also projects under the rim a' , and there is then, of course, no possibility of the standard and base coming apart. In the lower edge of the groove a^3 , at the front of the base, I provide a slightly-raised projection, a^5 , in which I make a shallow notch or slot, a^6 , for the front lip, b , to engage in when the standard is turned in the position shown in Fig. 1 in full lines, so that the stool will remain fixed in this position. It will of course be understood that the weight of the stool forces the lip b down into the notch in this raised projection a^5 . The seat C is secured to a disk or plate, C', by means of screws or otherwise, and this plate or disk C' is provided with a cast pin or projection, c , which fits in the socket b^3 in the top of the standard.

The stool, it will be observed, is made of but three pieces, exclusive of the seat—namely, the base A, bent standard B, and seat-plate C—all of which are of simple form, and may be readily

cast and quickly put together without any fitting or separate means of attachment. As the strain occasioned by the bent form of the standard comes upon the back lip, b' , I make this
5 lip wide and strong, so as to sustain any strain to which it may be subjected. The bent form of the standard, in combination with the lip b' , which is wider than the opening or notch a^2 in the rim a' , renders it impossible for the stand-
10 ard to be disengaged from its base excepting when the standard or seat is lifted or raised, and consequently there is no danger of the standard becoming separated from its base whenever there is any weight on the stool,
15 however the standard may be turned in relation to its base.

Of course it will be understood that my invention may be used for other analogous purposes than stools for stores.

20 I claim—

1. The combination of base A, provided with exterior rim, a' , at its top, having a notch, a^2 , therein, with groove a^3 , raised projection a^5 , at the lower edge of said groove, having a
25 notch, a^6 , therein at the front side of said base, bent standard B, provided with pivot b^2 , fitting in a hole in said base, and provided with

wide lip b' at its back, and narrow lip b at its front, adapted to fit in the notch a^2 in said rim, substantially as specified. 30

2. The combination of the bent standard, provided with a pivotal pin or projection, and a lip at its front and back, with a base provided with a pivotal recess, and a notched exterior rim engaging the lips on said bent
35 standard, the lip at the back of said standard being wider than the notch in said rim, and the lip at the front of said standard being narrower than said notch, substantially as specified. 40

3. The bent standard provided with a pivot and lips cast integral therewith, one wider than the other, and a base provided with a notched exterior rim engaging said lips, and
45 provided also with a groove having a raised notched projection at its lower edge for one of the lips on the standard to hold the standard from turning on its pivot, substantially as specified.

NOÉ LEMIRE.

Witnesses:

H. M. MUNDAY,
EDMUND ADCOCK.