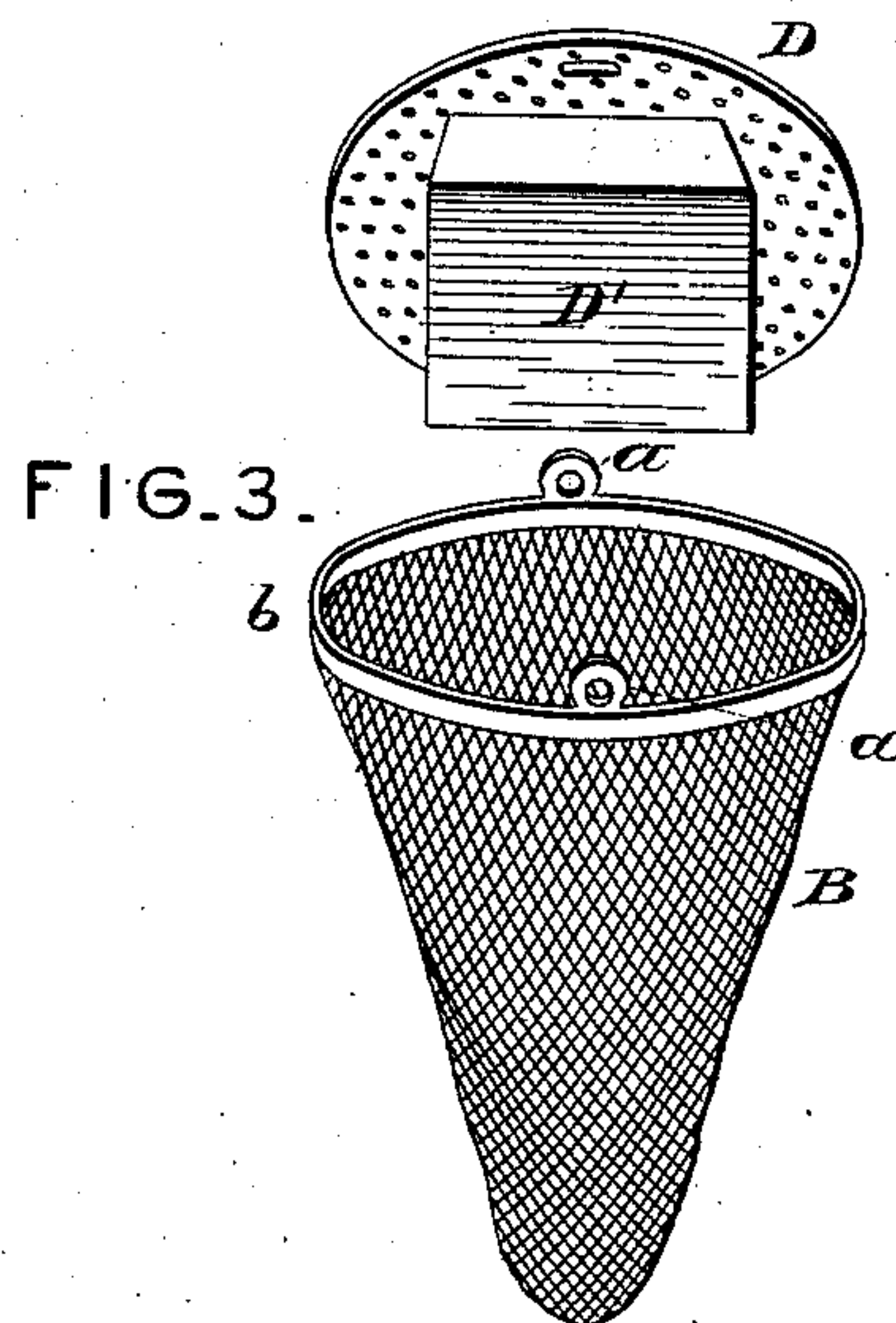
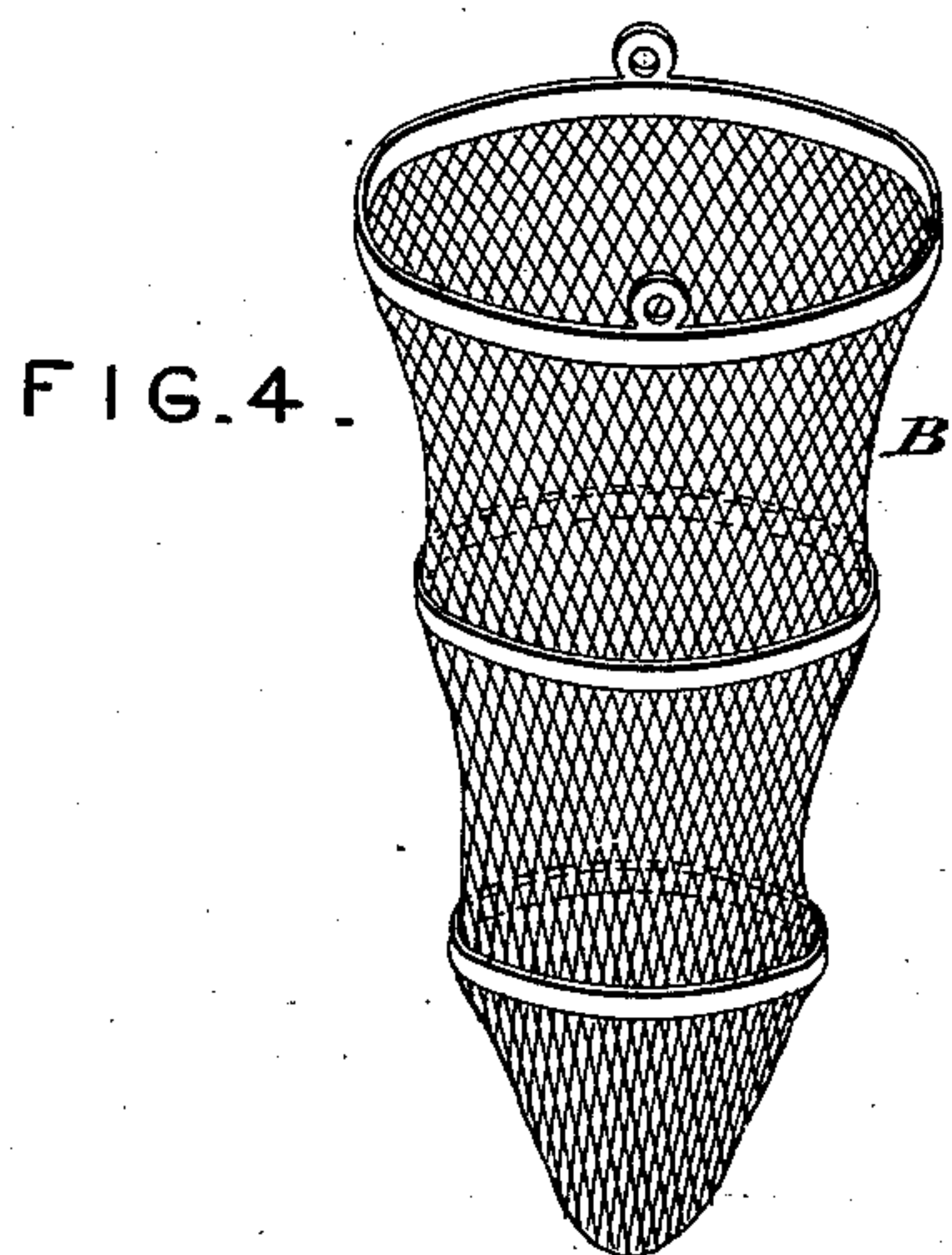
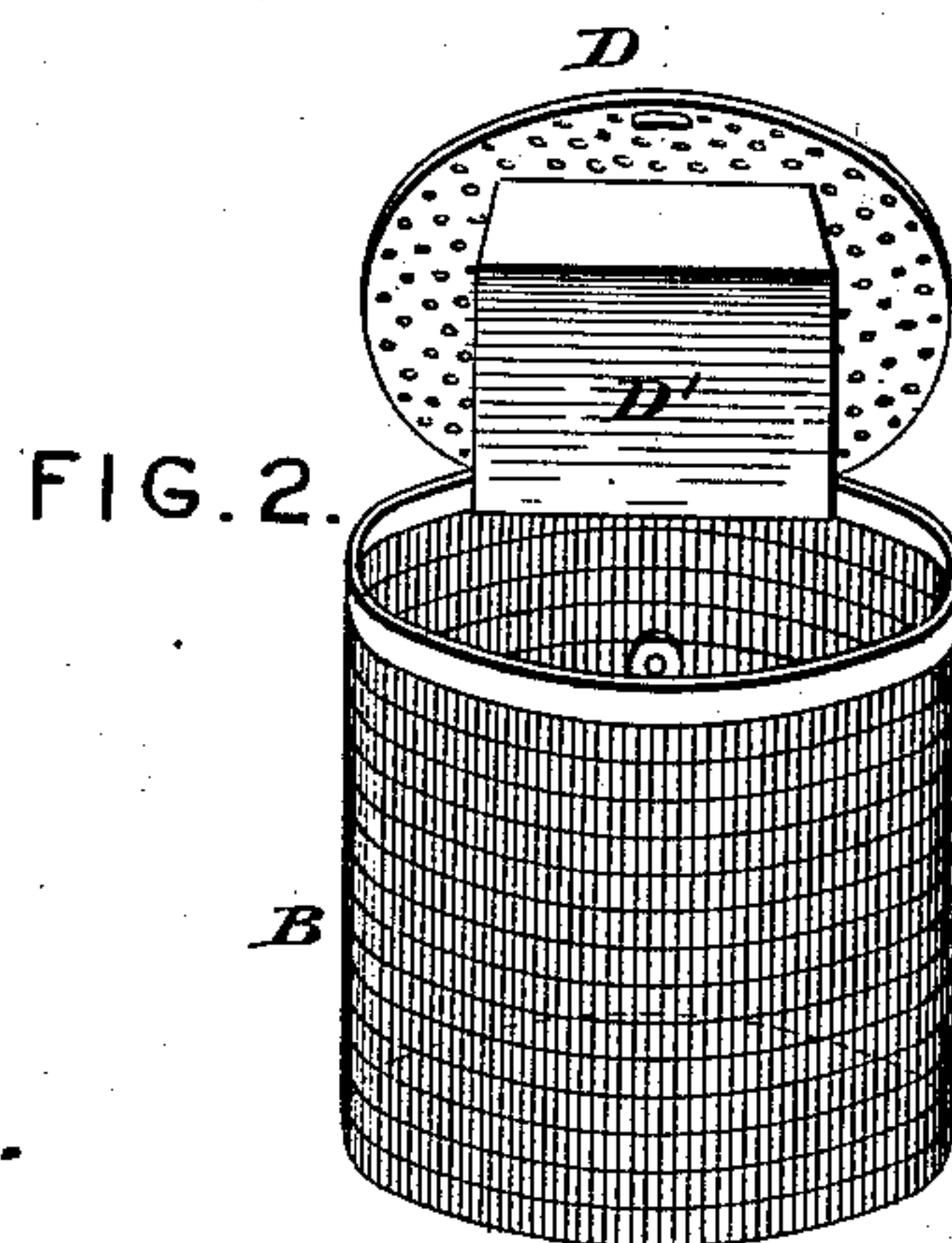
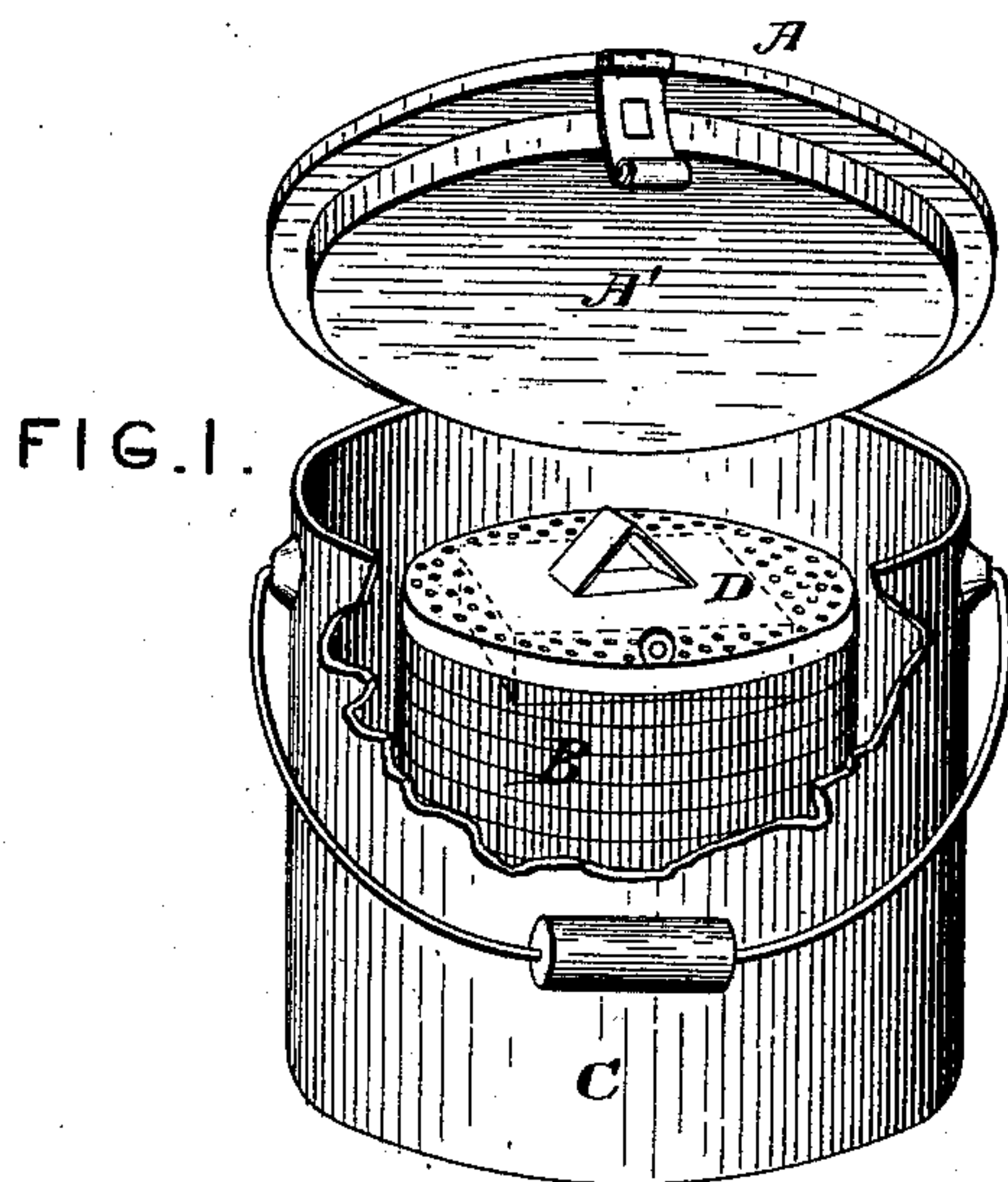


(No Model.)

T. W. RUDOLPH.
MINNOW BUCKET.

No. 302,161.

Patented July 15, 1884.



Attest.
Geo. T. Smallwood,
William A. Garner.

Inventor
Thomas W. Rudolph
By C. J. Moody Atty.

UNITED STATES PATENT OFFICE.

THOMAS W. RUDOLPH, OF ST. LOUIS, ASSIGNOR OF ONE-HALF TO CHARLES D. MOODY, OF WEBSTER GROVES, MISSOURI.

MINNOW-BUCKET.

SPECIFICATION forming part of Letters Patent No. 302,161, dated July 15, 1884.

Application filed May 21, 1883. (No model.)

To all whom it may concern:

Be it known that I, THOMAS WALTER RUDOLPH, a citizen of the United States, residing at St. Louis, in the State of Missouri, have
5 invented a new and useful Minnow or Fish Bucket and Minnow or Fish Net Combined, of which the following is a specification.

In the annexed drawings, Figure 1 is a perspective view of my minnow-bucket, showing
10 a reticulated bucket in it, also showing the cover raised, part of the outer bucket being broken away. Fig. 2 shows the reticulated bucket removed from the outer bucket and its floating cover raised. Fig. 3 shows a flexible minnow-net, above which is shown its float-
15 ing cover. Fig. 4 shows a flexible hooped minnow-net without a cover.

This invention relates to improvements in combined minnow-buckets and minnow-nets;
20 and it consists in certain novel devices whereby the bucket and also the net are provided with floating covers, as will be fully understood from the following description, when taken in connection with the annexed drawings.

25 C designates the body of a well-known minnow-bucket, which is provided with a bail, and also a cover, A, having a depression, A', in its top for holding ice for keeping the contents of the bucket cool. This depression A' is perforated for the purpose of allowing the
30 water from the melting ice to drip into the bucket C. The cover is preferably hinged to the body of the bucket, and it should be provided with means for fastening it when it is
35 shut.

B designates a reticulated bucket, preferably made of woven wire, and of such size as will be received inside of the bucket C. This

wire bucket is provided with a perforated hinged cover, D. This cover D is designed to
40 float the bucket B when in the water.

Instead of using a rigid or wire bucket, I may use a fish-net, B, made of woven thread, as shown in Figs. 3 and 4. This net will occupy very little space when it is in the bucket.
45 I construct the flexible net with a hoop, b, at its top, having ears a a, which are adapted to pass through slots made through the floating perforated cover D, and to receive suitable fastenings. The ears a a are also adapted for
50 receiving a pole when the net is used for catching fish.

The net shown by Fig. 4 is provided with hoops between its ends for the purpose of keeping it distended when in use.
55

Having described my invention, what I claim as new, and desire to secure by Letters Patent, is—

1. The combination, with an inner reticulated bucket or net, of a buoyant cover there-
60 for, and an outer bucket inclosing both, substantially as described.

2. The new article of manufacture described, consisting of a minnow-net or reticulated bucket having perforated ears a a, a cover hav-
65 ing slots to receive said ears, and a float applied to said cover, substantially as described.

3. A perforated minnow-bucket having a float attached to it, in combination with an outer imperforate bucket, substantially as de-
70 scribed.

May 18, 1883.

THOMAS W. RUDOLPH.

Witnesses:

MARY H. RUDOLPH,
J. VINCENT GALLAGHER.