

(No Model.)

R. E. HARPER.
WASHING MACHINE.

No. 302,129.

Patented July 15, 1884.

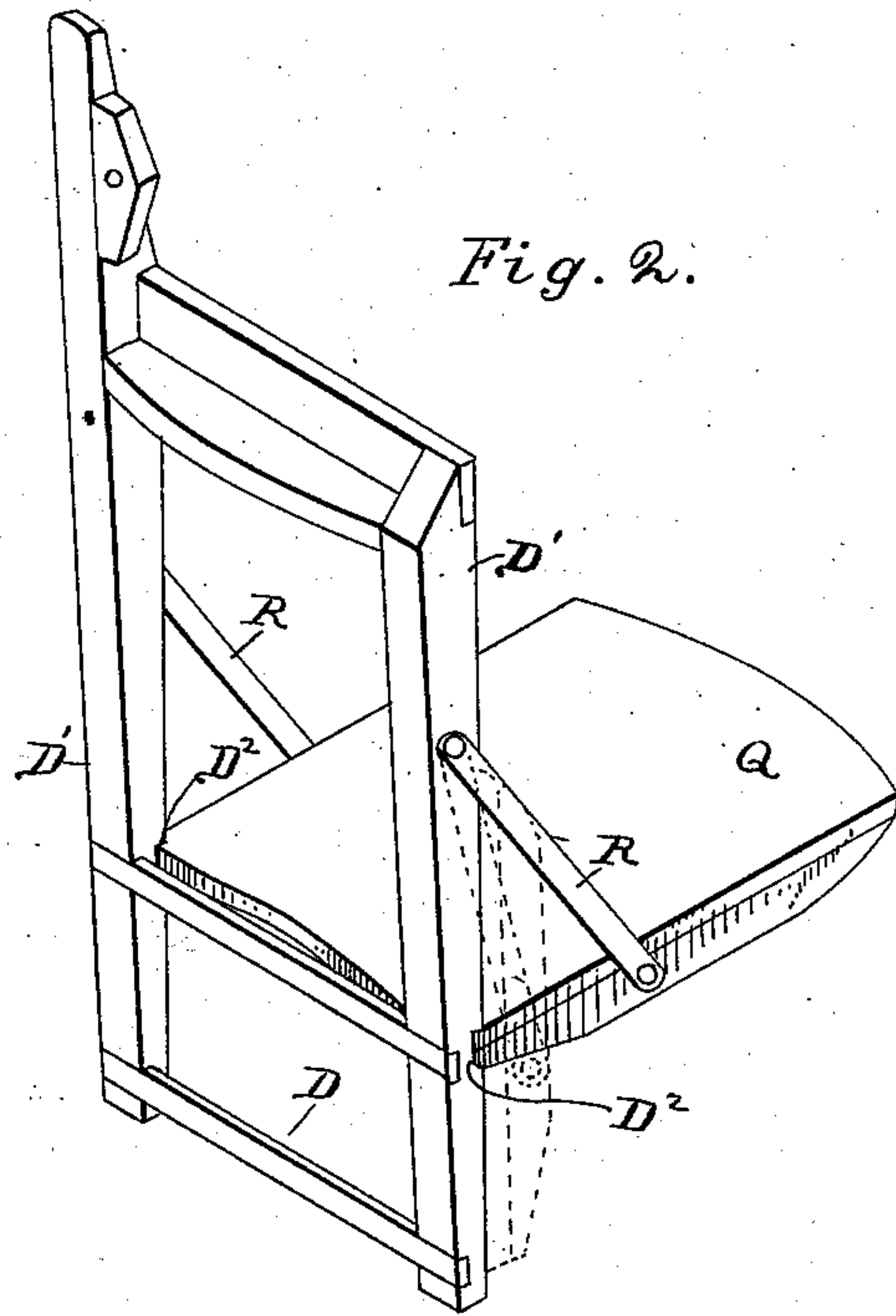
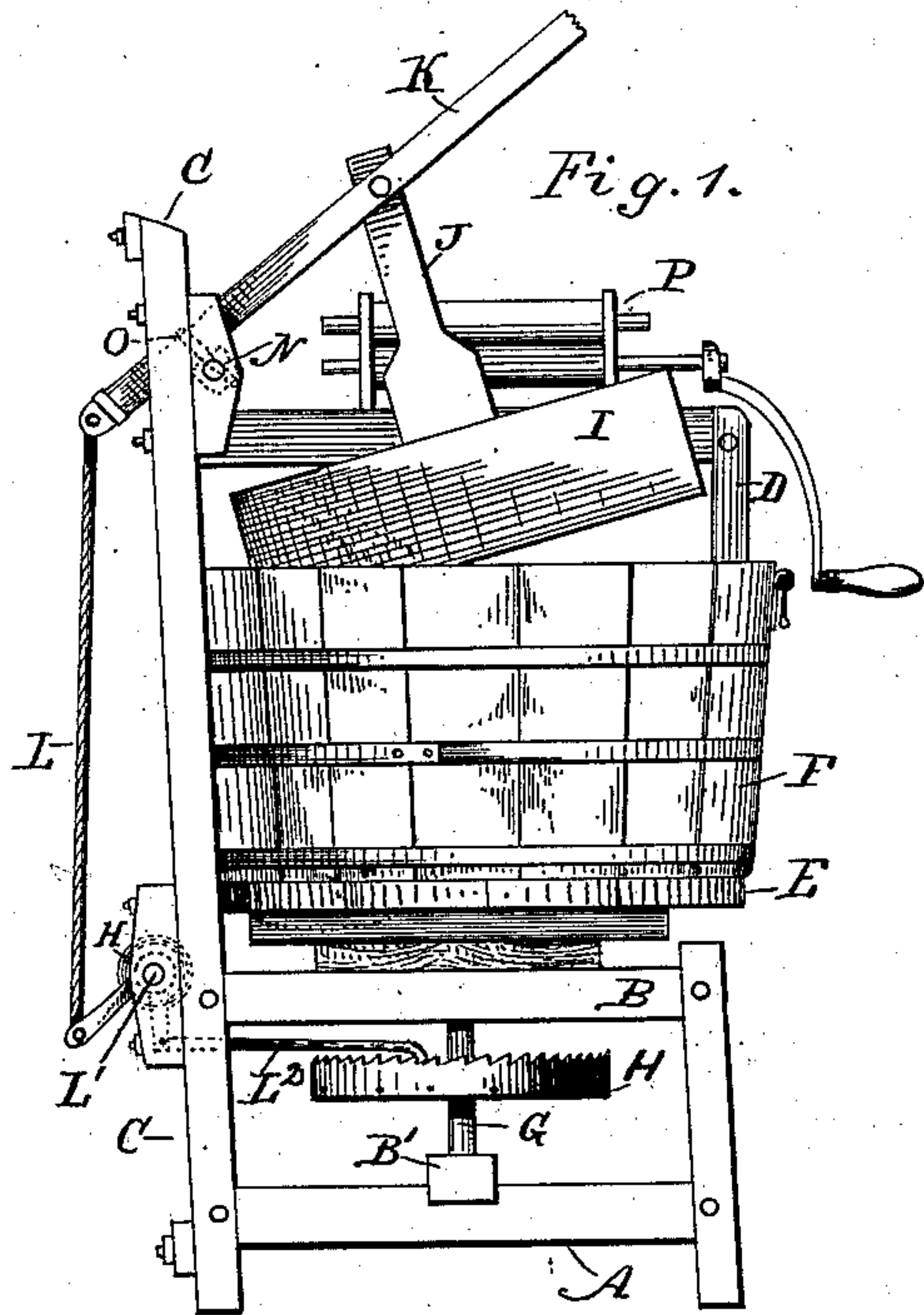


Fig. 3.

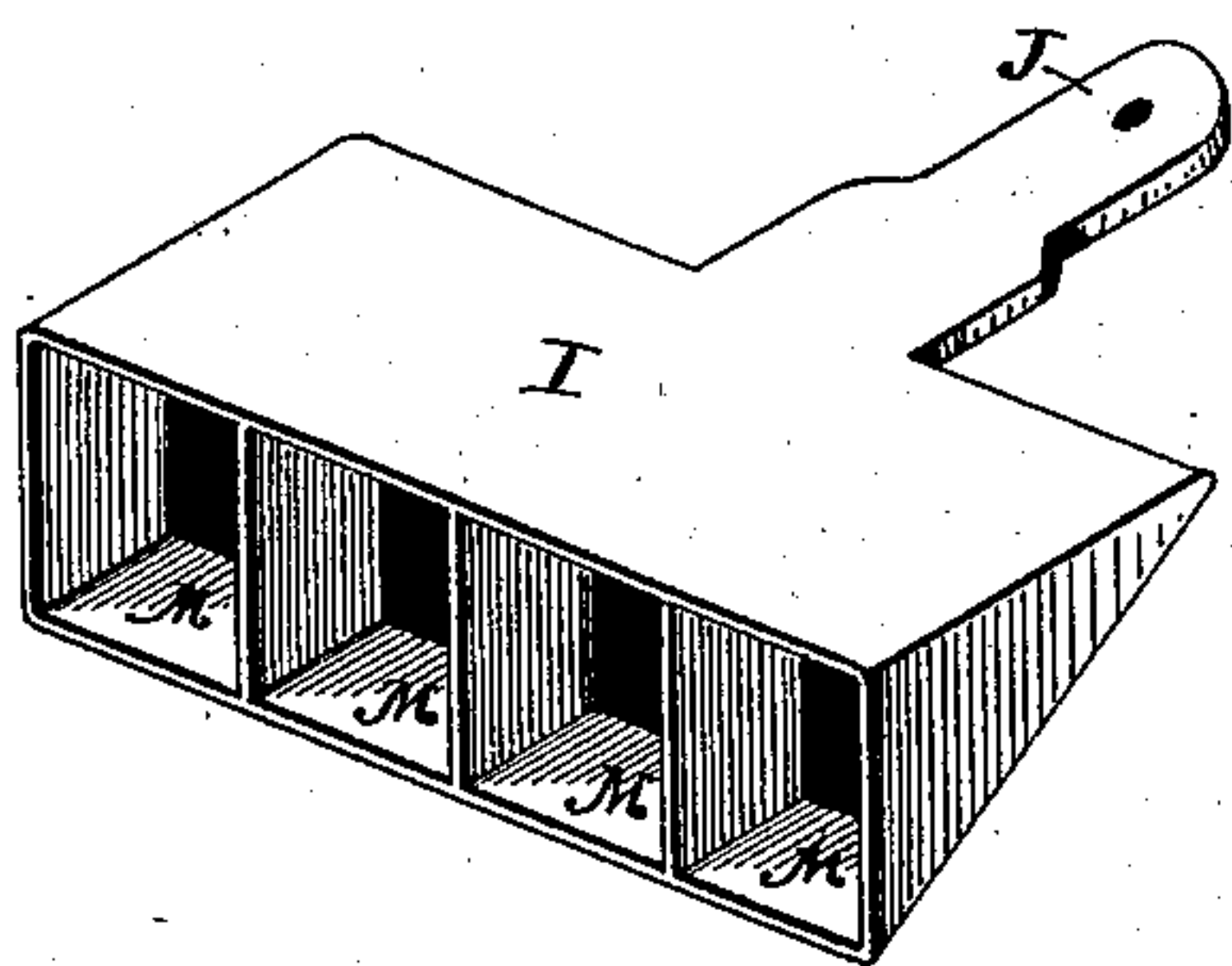
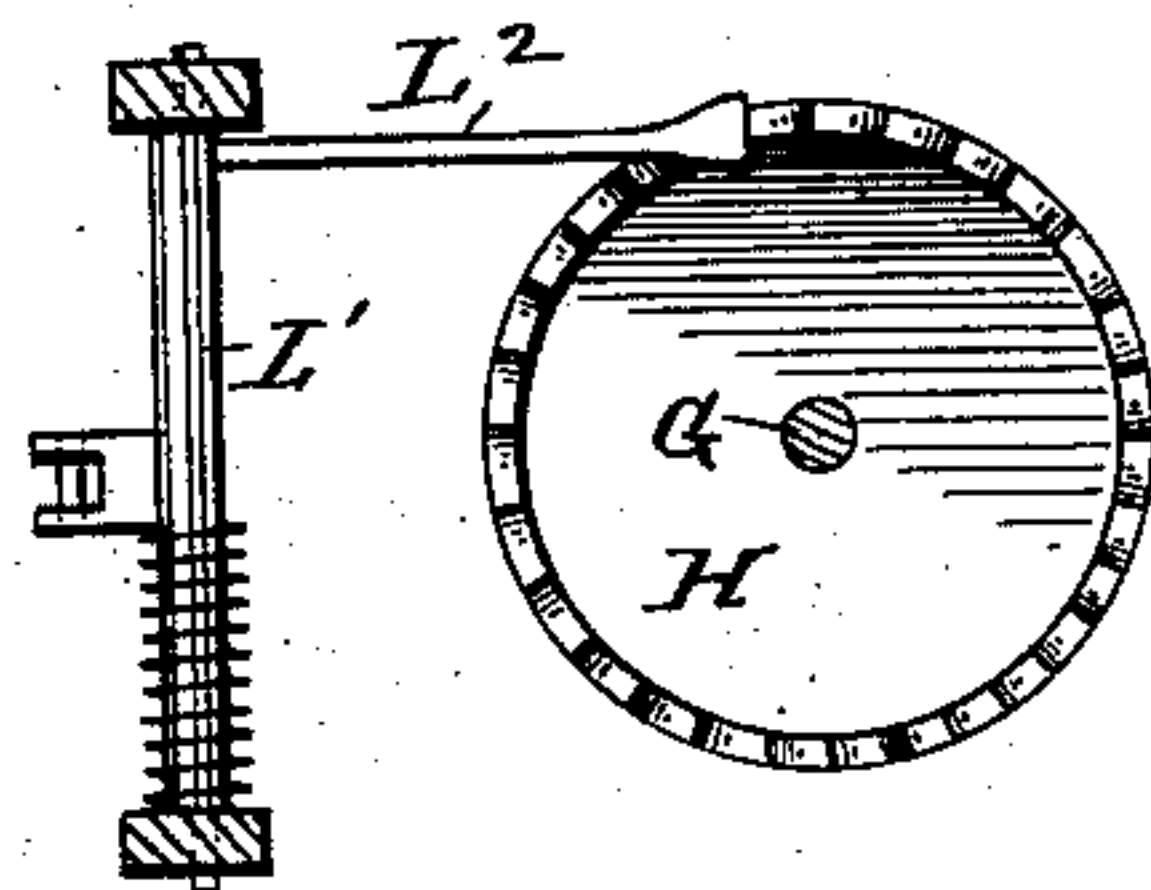


Fig. 4.



WITNESSES:

Thos. Houghton.
A. G. Lyne.

INVENTOR:

R. E. Harper
BY Munn & Co.
ATTORNEYS.

UNITED STATES PATENT OFFICE.

RICHARD ELLIOTT HARPER, OF BUTLER, MISSOURI.

WASHING-MACHINE.

SPECIFICATION forming part of Letters Patent No. 302,129, dated July 15, 1884.

Application filed July 31, 1883. (No model.)

To all whom it may concern:

Be it known that I, RICHARD ELLIOTT HARPER, of Butler, in the county of Bates and State of Missouri, have invented a new and useful Improvement in Washing-Machines, of which the following is a full, clear, and exact description, reference being had to the annexed drawings, forming part of this specification.

This invention relates to clothes-pounders; and it consists of the novel construction hereinafter described and claimed.

In the drawings, Figure 1 is a side elevation of my improved pounder or washing-machine; and Figs. 2, 3, and 4 are detail views.

15 A indicates a chair-like frame having seat B and backs C D. On the seat is supported a tub-carrier, E, consisting of a disk about equal in size to the bottom of a tub, F, which rests thereon. This carrier is connected to a vertical shaft, G, which is supported in the seat B, and a cross-piece, B', resting on the cross-bars of the frame. The shaft G is provided with a ratchet, H, for rotating the carrier, as hereinafter described. The tub F is open at
25 the top, and in it is arranged a pounder, I, having a stem, J, pivoted to a lever, K, which is fulcrumed in the back C, and connected by a cord, L, to the spring-shaft L', which carries a pawl, L², engaging the ratchet H. The oscillation of the lever K by hand moves the
30 pounder up and down in the tub, while the cord L, by its intermittent action on the spring-shaft, gives a rotary motion to the carrier E and tub F. The object of this motion is to
35 subject all the clothes in the tub to the action of the pounder. The pounder is wedge-shaped, with a series of cavities, M, formed in its base. The lever K is fulcrumed in the back C by means of the rock-shaft N, to which the lever

is connected by a pin, O. The bearings of the shaft N may be set higher or lower on the back C, according to the height the handle of the lever is desired to have.

The back D is designed to support the wringer P, and is formed with a folding shelf, Q, to receive the clothes as they come from the wringer. The shelf Q is connected to the side pieces, D', of the back D by the two arms R, which are pivoted to the edges of the shelf near its center, to allow it to be folded close to said back
50 when not in use. The side pieces, D', are provided with recesses D², into which one edge of the shelf Q is set when in position for use.

I am aware that it is not broadly new to provide a pawl and ratchet for rotating a tub, and to operate them by connections with the lever carrying the pounder, and I do not claim such a construction, broadly. In my invention the construction is such that the tub shall be rotated only when the pounder is lifted out
60 of contact with the clothes, in order not to tear the clothes, and by connecting the lever by a strap or cord with a rock-shaft carrying the pawl by which the ratchet is rotated a very simple and easily-operated device is produced.

What I claim is—

The combination, with the tub-carrier having the ratchet, of the lever carrying a pounder, the rock-shaft having a pawl for operating the ratchet, the retaining-spring for the rock-shaft, and the cord connecting the lever to an arm on the rock-shaft, substantially as shown and described.

RICHARD ELLIOTT HARPER.

Witnesses:

WM. F. HANKS,
J. D. ALLEN.