

(No Model.)

P. C. GETZ.
GARMENT FASTENER.

No. 302,124.

Patented July 15, 1884.

Fig. 1.

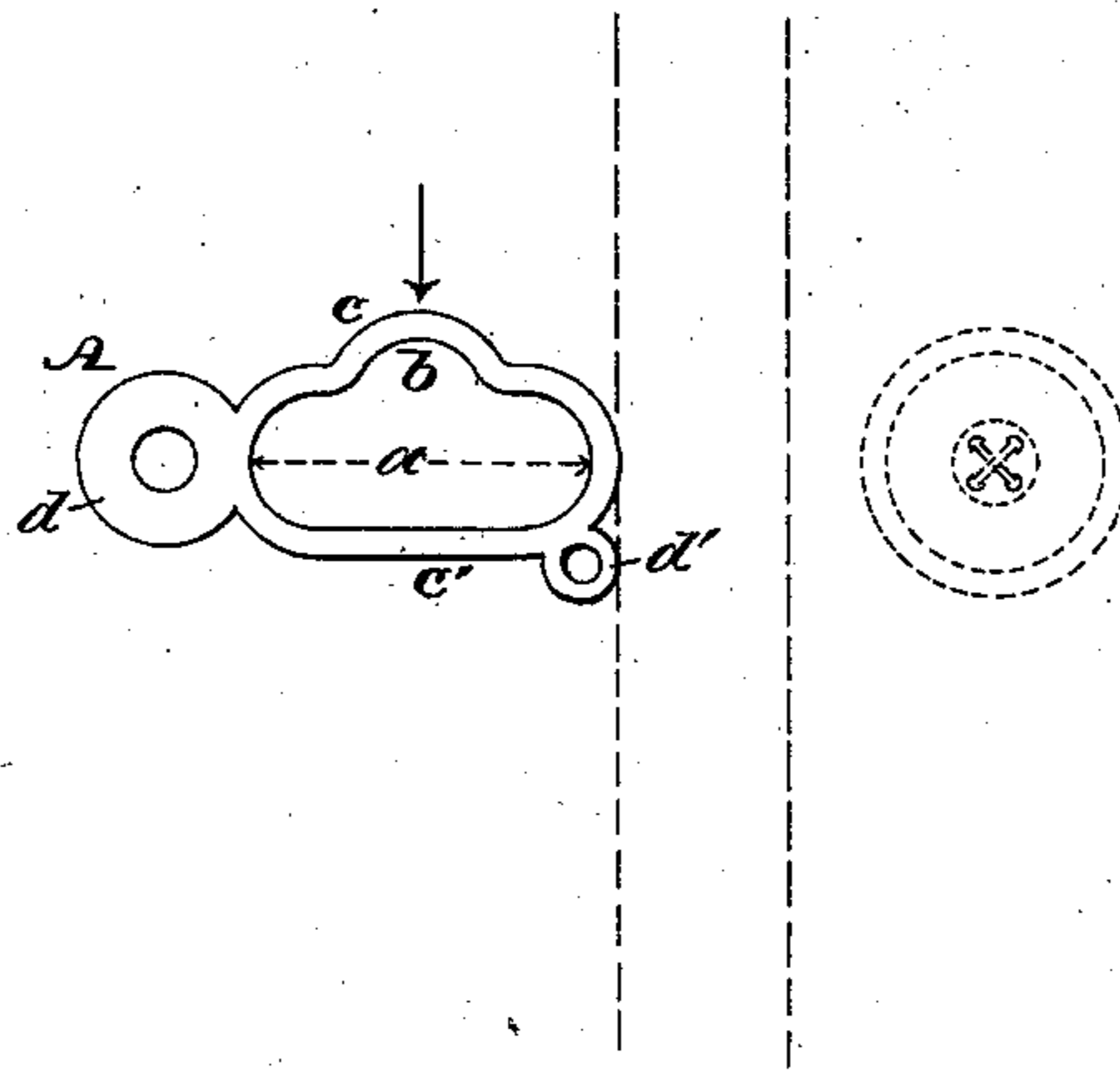


Fig. 2.

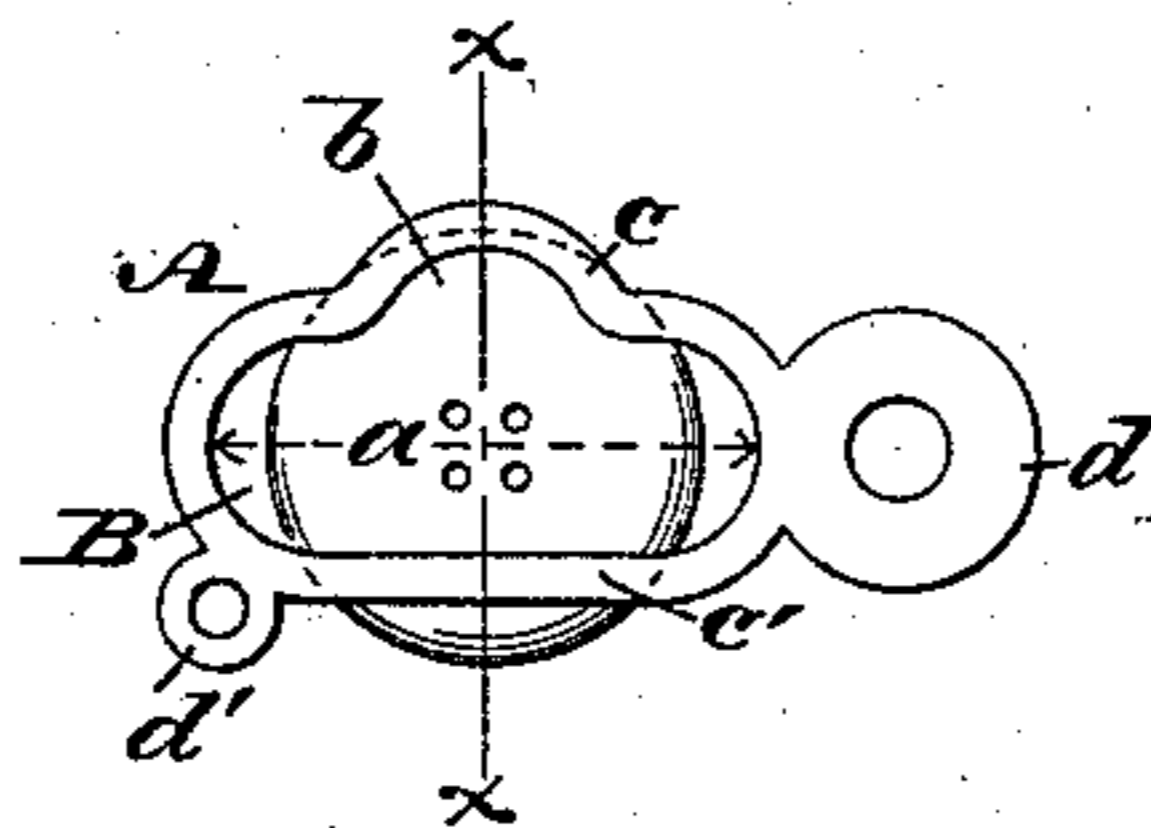


Fig. 3.

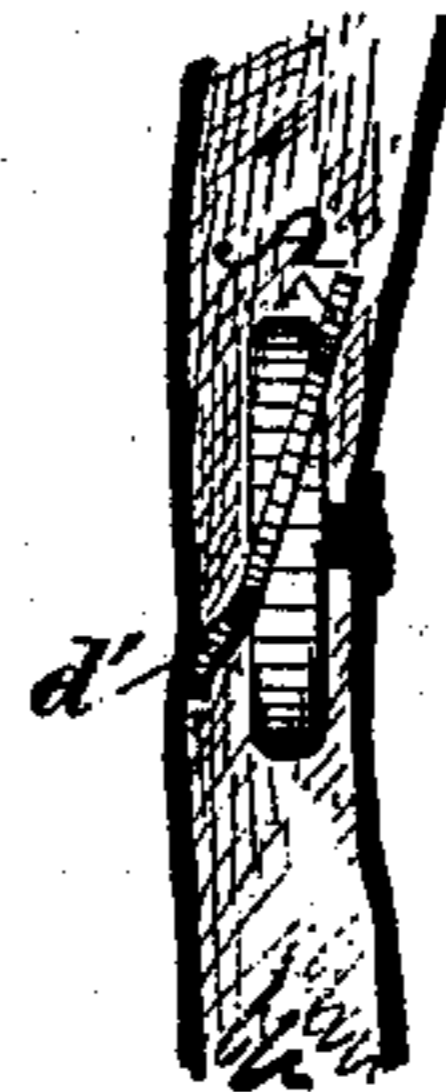
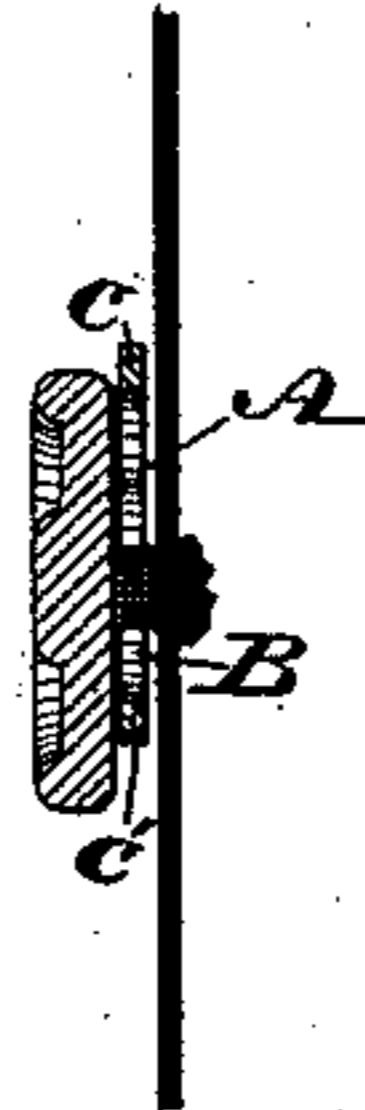


Fig. 4.



WITNESSES:

A. P. Grant,
W. F. Kircher

INVENTOR:

P. Charles Getz,
BY John A. Giedenscheim ATTORNEY.

UNITED STATES PATENT OFFICE.

P. CHARLES GETZ, OF PHILADELPHIA, PENNSYLVANIA.

GARMENT-FASTENER.

SPECIFICATION forming part of Letters Patent No. 302,124, dated July 15, 1884.

Application filed February 23, 1884. (No model.)

To all whom it may concern:

Be it known that I, P. CHARLES GETZ, a citizen of the United States, residing in the city and county of Philadelphia, State of Pennsylvania, have invented a new and useful Improvement in Garment-Fastenings, which improvement is fully set forth in the following specification and accompanying drawings, in which—

10 Figures 1 and 2 are views of opposite faces of a garment-fastening embodying my invention. Fig. 3 is a side elevation thereof. Fig. 4 is a section in line *x x*, Fig. 2.

Similar letters of reference indicate corresponding parts in the several figures.

15 My invention consists of a plate provided with an opening and fastenings, substantially as hereinafter described, whereby a button may be fitted thereto without liability to become disengaged, and the device may be nicely secured to a garment.

Referring to the drawings, A represents a garment-fastening consisting of a plate of suitable metal having an eye or other means for attaching the same to a garment or other article, and an opening, B, to receive the fastening-button, the plate and button being secured to opposite parts of the garment. The opening B extends in the direction of the length of the plate, as at *a*, and is widened at one side, as at *b*, the slot, however, in the direction of the arrow being less than the diameter of the button with which the plate is connected, so that the back of the button may rest on the walls *c c'* of the plate. The plate is presented angularly to the button, and the part *b* of the slot passed over the button, so that the wall *c* is on the back thereof, as in Fig. 3. The plate is now lowered to full extent, and when the wall *c'* clears the bottom of the button it is pushed inwardly and upwardly, and assumes

a position behind the button, both walls *c c'* now being on the back of the button, as shown in Figs. 2 and 4. It will be seen that the plate and button are permitted freedom of motion in the longitudinal direction of the slot; but the walls *c c'* restrain the button from leaving the slot, the button thus remaining securely connected with the plate, and the garment is reliably connected.

In order to unfasten the garment, the plate is lowered to full extent and moved outwardly from below, thus clearing the wall *c'* of the button, and again raised, whereby the wall *c* is relieved of the button and the plate entirely disconnected from the button.

It is evident that the part *b* of the slot B may be on the lower side of the plate, so that the plate may be fitted to the button from below; and it is also evident that the button may be presented to the plate, and by proper manipulation connected therewith, similar to that previously described, by presenting the plate to the button. The end of the plate opposite to the fastening-eye *d* has an eye, *d'*, which is bent out from the plate and serves to connect the front end of the plate with the garment, for preventing the latter from flapping at said front end, and also preventing the plate from vertical motions.

Having thus described my invention, what I claim as new, and desire to secure by Letters Patent, is—

A garment-fastening consisting of a plate having a slot which extends longitudinally, as at *a*, and is widened, as at *b*, and fastening-eyes, substantially as and for the purpose set forth.

P. CHAS. GETZ.

Witnesses:

JOHN A. WIEDERSHEIM,
A. P. GRANT.