

(No Model.)

A. D. ARPER.  
STOVE POLISHING BRUSH.

No. 302,083.

Patented July 15, 1884.

FIG. 1.

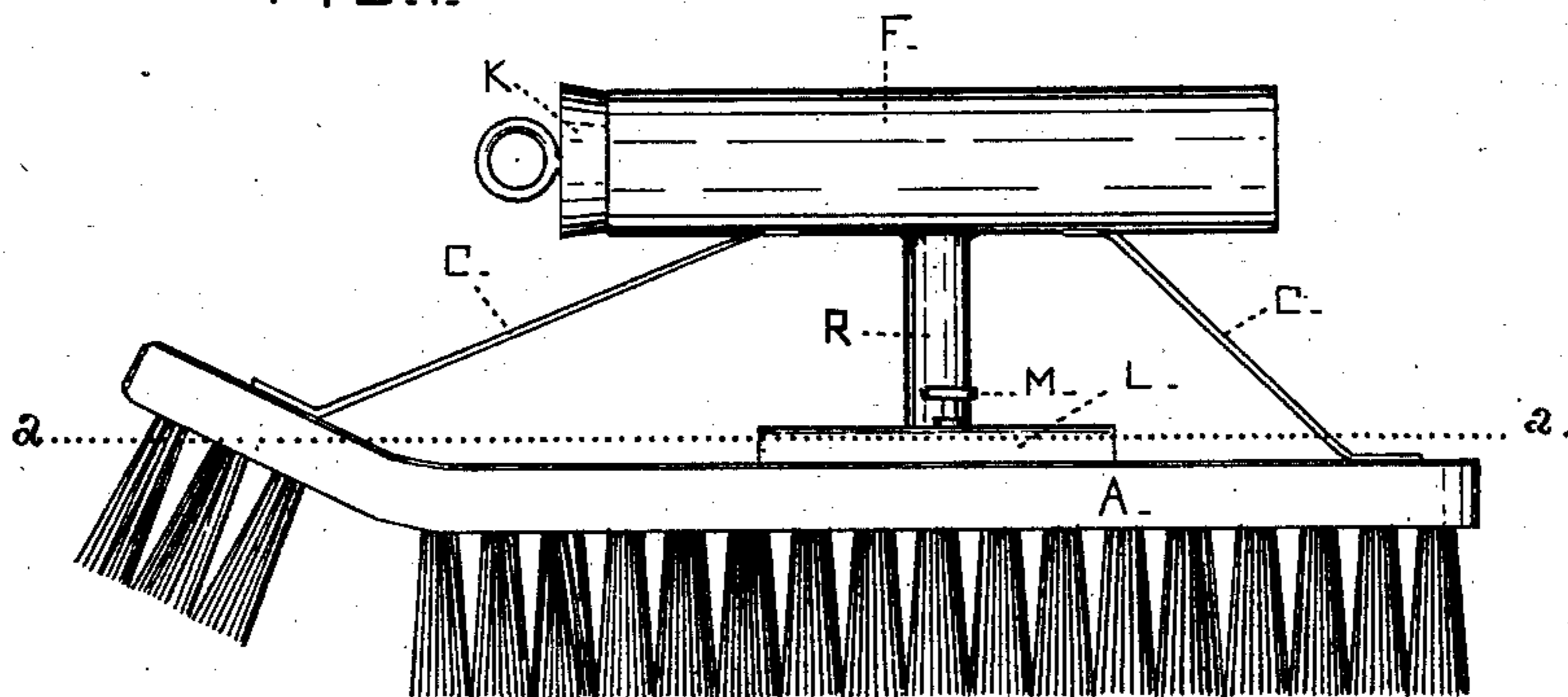


FIG. 2.

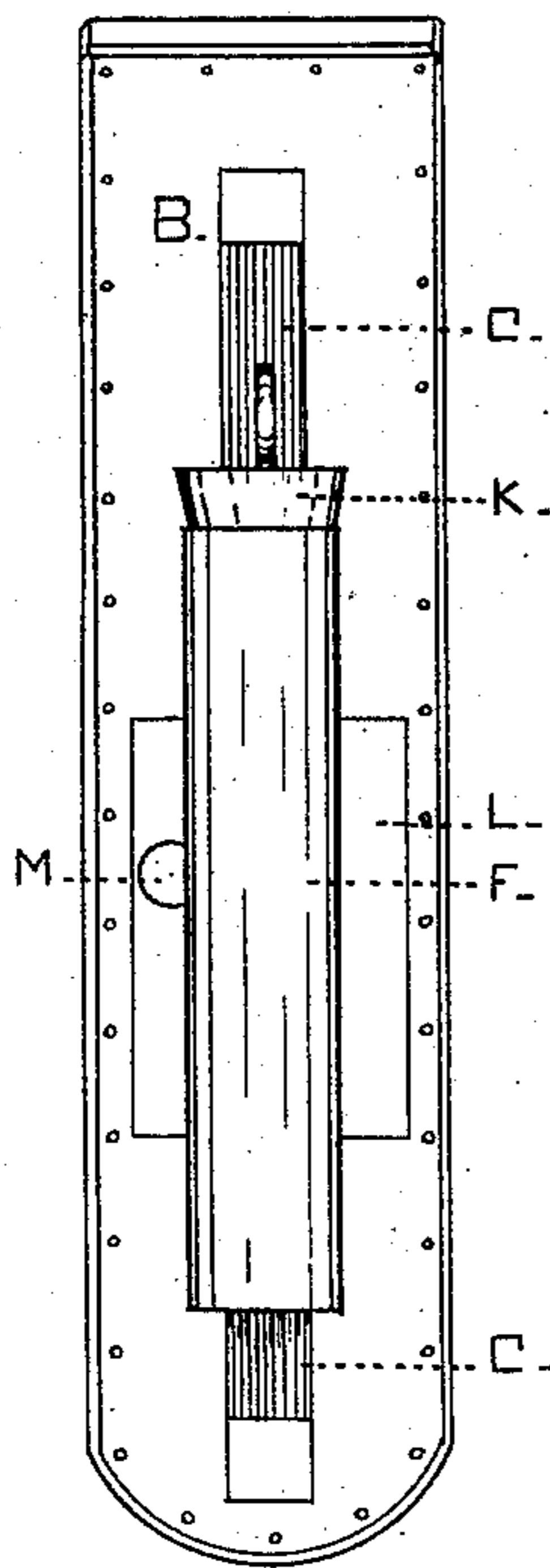


FIG. 4.

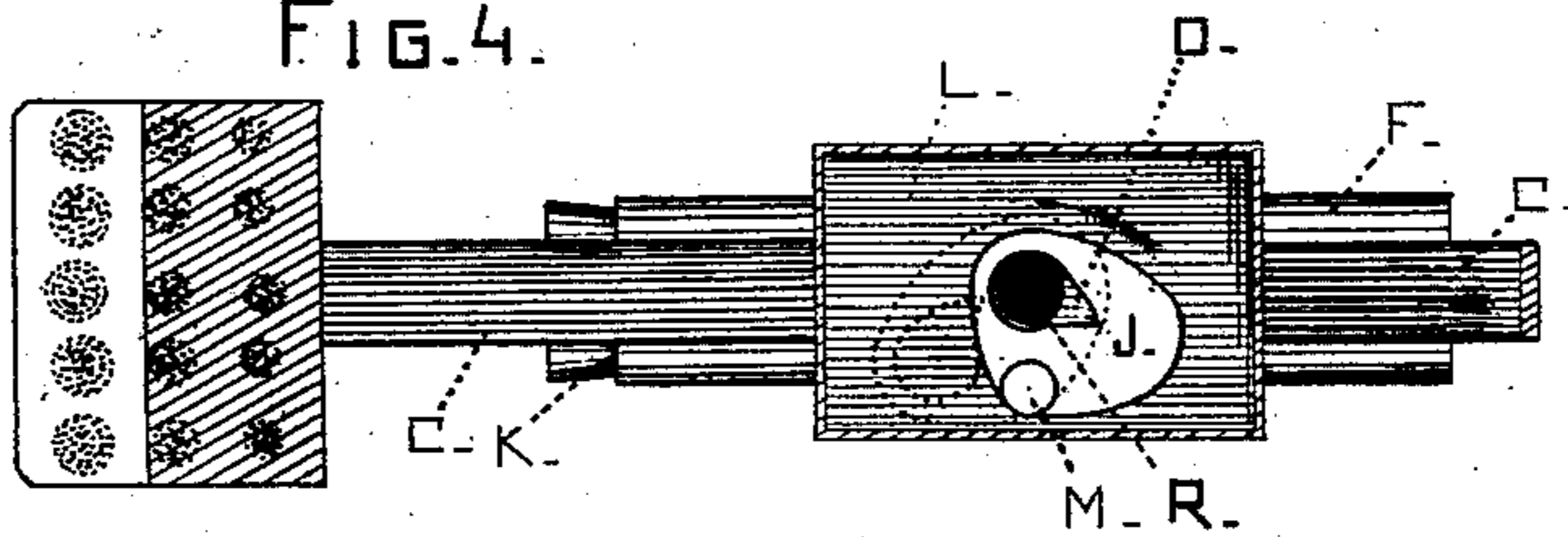
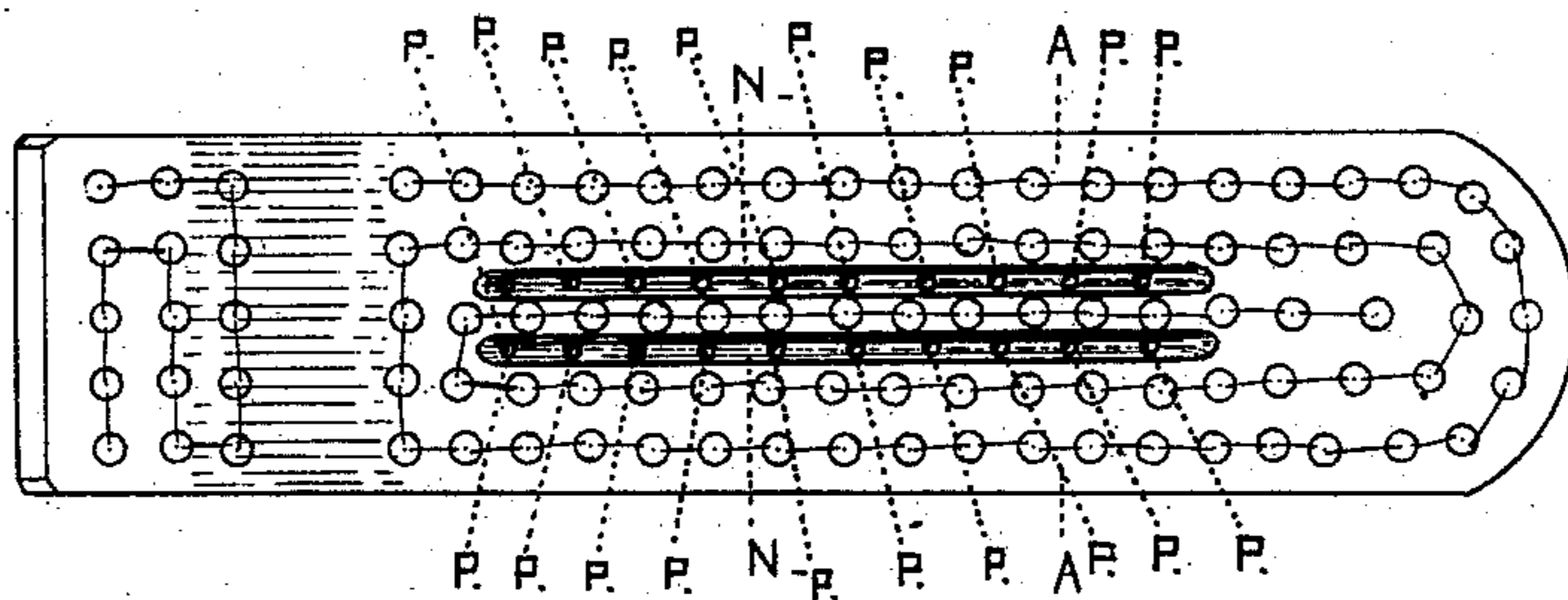


FIG. 3.



WITNESSES,

*Chas. E. Maylor*  
*George W. Arper*

INVENTOR,

*Albert Dubugue Arper*

# UNITED STATES PATENT OFFICE.

ALBERT DUBUQUE ARPER, OF SAN FRANCISCO, CALIFORNIA, ASSIGNOR TO HIMSELF, GEORGE W. ARPER, AND CLARENCE T. ARPER.

## STOVE-POLISHING BRUSH.

SPECIFICATION forming part of Letters Patent No. 302,083, dated July 15, 1884.

Application filed March 14, 1883. (No model.)

*To all whom it may concern:*

Be it known that I, ALBERT DUBUQUE ARPER, a citizen of the United States, residing in the city and county of San Francisco, and State of California, have invented a new and useful Improvement in Stove-Polishing Brushes, of which the following is a specification.

My invention relates to improvements in stove-polishing brushes in which the polishing-powder to be used in polishing the stove is put into a tube forming the handle of the brush, and connected with a distributing-chamber by a conducting-tube, which may be opened or closed to regulate the supply of plumbago or polishing-powder. I attain these objects by the parts illustrated in the accompanying drawings, in which—

Figure 1 is a side elevation of the entire brush; Fig. 2, a plan view of the same; Fig. 3, a plan view of the brush with the back cover or cap removed to show the distributing-grooves and feed-perforations. Fig. 4 is a horizontal section showing an under view of the distributing-chamber, with the conducting-tube and valve or supply gage. The arrow shows the direction in which the valve is moved to close the tube or regulate the feed by means of the graduated opening O and valve J.

The following is the construction of the same: A represents the body of the brush; B, the back-cover or cap; C and C, the handle-braces; F, the reservoir and handle; K, the cork or stopper; L, the distributing-chamber; J, the feed-regulating valve; R, the conducting-tube leading from the fountain, handle, or reservoir.

The following is the operation of the same: The plumbago or blacking-powder being placed in the handle F and the cork K inserted, the gage-valve J is opened by operating the thumb-

screw M. (Shown in Figs. 1 and 4.) When fully opened, as shown in Fig. 4, a free discharge is allowed through the connecting-tube R; but by moving the gage-valve in the direction of the arrow the supply may be regulated. As the polishing material passes into the distributing-chamber L it is shaken backward and forward, and passes under the cap or brush-covering, and is distributed along the distributing-grooves N and N, and passes out at the feed-perforations P, P, P, P, P, P, P, P, P; and P, passing down in the bristles and on the surface of the stove. It will be seen that by this arrangement all necessity of soiling the hands or wasting the material is avoided, and there is less liability to create dirt, as the brush may at any time be gaged to discharge the amount required for use.

Having thus described my invention, what I claim, and desire to secure by Letters Patent, is—

1. In combination with brush A, having distributing-chamber L, provided with valve J, the reservoir F, serving as a handle-tube, R, connecting said reservoir with the distributing-chamber, and braces C C, substantially as described.

2. The brush A, having the distributing-grooves N and N, the cover or cap B, and the distributing-chamber L over the cover B, and connecting with the distributing-grooves N and N by means of suitable perforations through the cover or cap B, as shown, and the conducting-tube R, with valve J, in combination with the handle F, having the braces C and C, the whole being constructed and operated substantially as and for the purposes set forth.

ALBERT DUBUQUE ARPER.

Witnesses:

CHAS. E. NAYLOR,  
GEO. W. ARPER.