

(No Model.)

C. WELDE.
SLEEVE HOLDER.

No. 302,072.

Patented July 15, 1884.

Fig. 1.

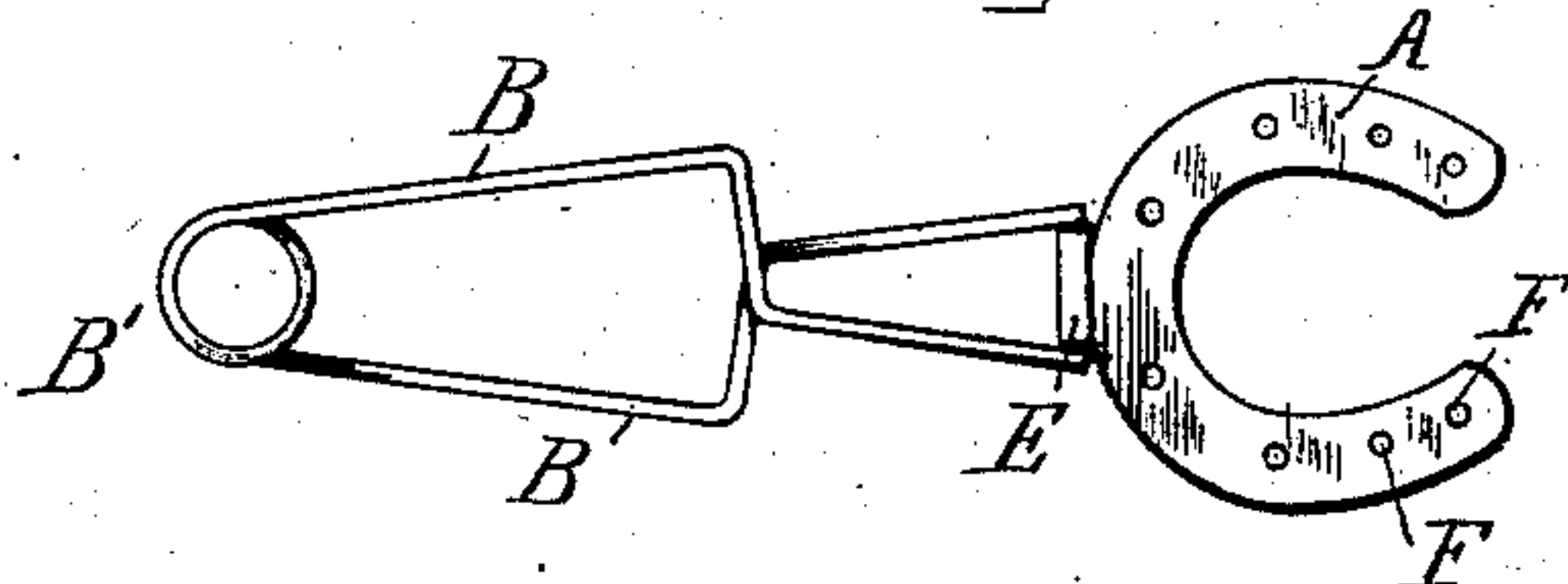


Fig. 3.



Fig. 2.

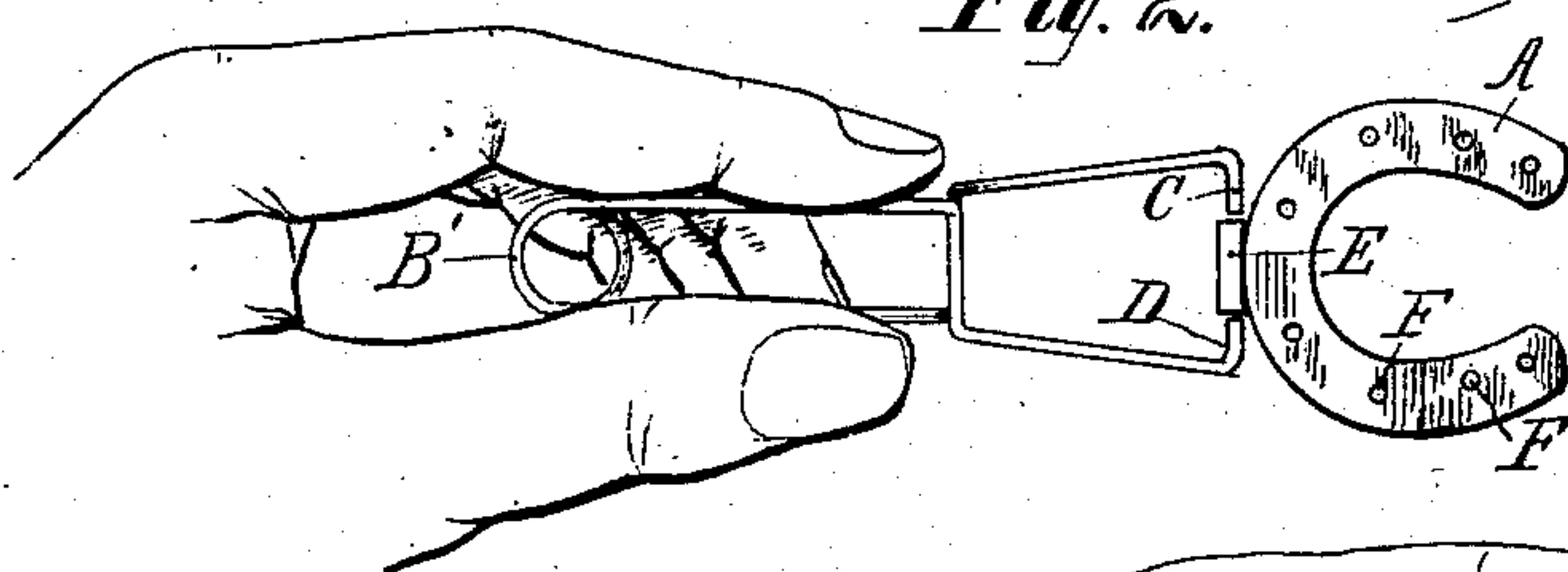
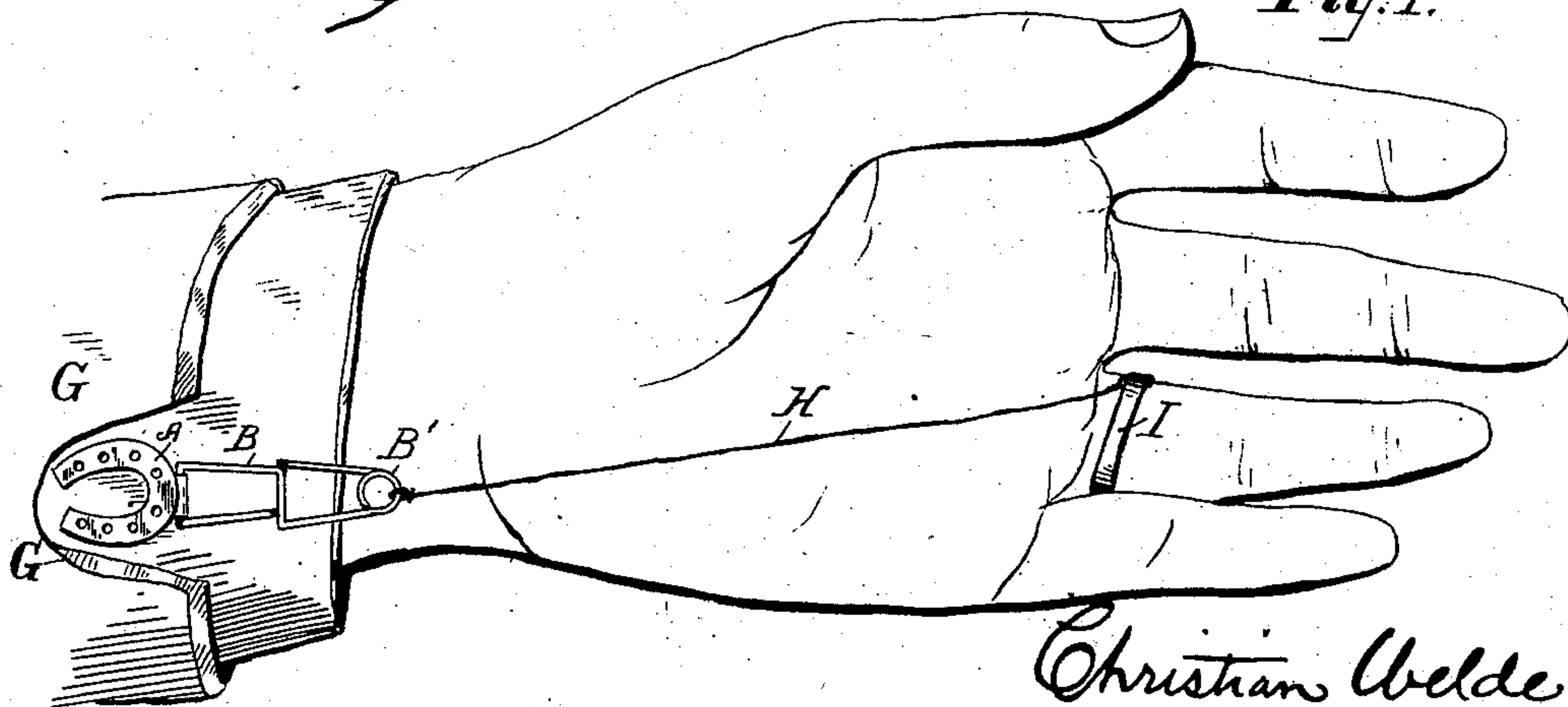


Fig. 4.



WITNESSES:

W. H. H. H. H.
John D. H. H.

Christian Welde,
INVENTOR

By his Attorney,
Wm. C. Strawbridge
Bornall Taylor

UNITED STATES PATENT OFFICE.

CHRISTIAN WELDE, OF PHILADELPHIA, PENNSYLVANIA.

SLEEVE-HOLDER.

SPECIFICATION forming part of Letters Patent No. 302,072, dated July 15, 1884.

Application filed March 17, 1884. (No model.)

To all whom it may concern:

Be it known that I, CHRISTIAN WELDE, of the city and county of Philadelphia, and State of Pennsylvania, have invented a new and useful device for and method of holding and securing the sleeves of garments in place upon the arms of the wearer during the operation of drawing the sleeves of an outer garment over the same, of which the following is a specification.

In the drawings, which represent the practice of my method and a preferred form of a convenient embodiment of my device, Figure 1 is a plan view of my device detached from the sleeve of a garment. Fig. 2 is a similar view of the said device, showing the method of operating the same. Fig. 3 is a side elevational detail of one member of my device; and Fig. 4 is a perspective view showing my device attached to the sleeve of an inner garment and connected with the hand, and the method of using the same during the operation of drawing the sleeve of an outer garment over said inner garment upon the arm of the wearer.

My invention embraces the application of a detachable device to the inside of the sleeve of an inner garment, said device being provided with means whereby said device or an attachment thereof may be held by the hand of the wearer of said garment during the operation of drawing the sleeve of an outer garment over the same.

The construction and operation of the device shown in the drawings are as follows:

A wire, B, is coiled, as at B', to form a spring, and the respective ends or legs thereof are continued and crossed, their extremities being bent, as shown at C and D in Figs. 1 and 2, in such manner that said bent ends or heels C and D are caused to come and be held together by stress of the spring B'.

A is a plate or any suitable retaining device, adapted to be sewed or otherwise secured to the inner surface of the sleeve of an inner garment, said plate being provided with an eye, E, or kindred socket or keeper for the heels of the wire B. The heels C and D of the spring-provided wire B are intended to be introduced into said eye E after said heels have

been separated by pressure of the wire legs between the fingers, as shown in Fig. 2, the said heels, as will be readily understood, after the removal of said pressure, being retained within the eye or socket E by the expansive force of the spring B'.

G in Fig. 4 represents the sleeve of an inner garment, to the interior of which is attached the plate A, a part of the sleeve being broken away or removed, so as to exhibit the plate.

H is a cord or ribbon attached conveniently to the spring B' of the wire B, and provided at its other extremity with a ring, I, adapted to be slipped and held upon a finger of the hand. It is obvious, however, that the ring I may be dispensed with and that the cord or ribbon H be coiled or wrapped about or grasped by the hand, for the purpose, through the instrumentality of the plate A and connecting-wire B, of holding the sleeve of the inner garment in place during the operation of pulling on an outer garment.

I do not confine myself to the specific devices shown in the drawings, as it will be obvious that other devices adapted to be detachably connected with the interior of the sleeve of the garment at one extremity of said device and held by or connected to the hand at the other extremity may be employed without departing from the spirit of my invention.

The eye of the plate or socket may be reamed out or made with a taper opening, as shown in Fig. 3, in order to facilitate the introduction of the heels of the spring-wire.

Having thus described my invention, I claim—

1. A device for holding the sleeve of an inner garment in position during the operation of drawing the sleeve of an outer garment over the same, which consists in a contrivance one end of which is adapted to be detachably connected with a plate or other suitable device secured to the inner portion of the sleeve of said interior garment, and the other end of which is adapted to be held or attached to the hand of the wearer, as specified.

2. The wire B B, coiled at B', and having

its extremities C D crossed and bent, in combination with the plate A, provided with the eye E, as specified.

5 3. The wire B B, coiled at B', and having its extremities C D crossed and bent, in combination with the plate A, provided with the eye E and with the string H, as specified.

In testimony whereof I have hereunto signed my name this 12th day of March, A. D. 1884.

CHRISTIAN WELDE.

In presence of—

W. C. STRAWBRIDGE,
J. BONSALE TAYLOR.