

(No Model.)

L. J. STOCKLEY.

DUST CAP.

No. 302,048.

Patented July 15, 1884.

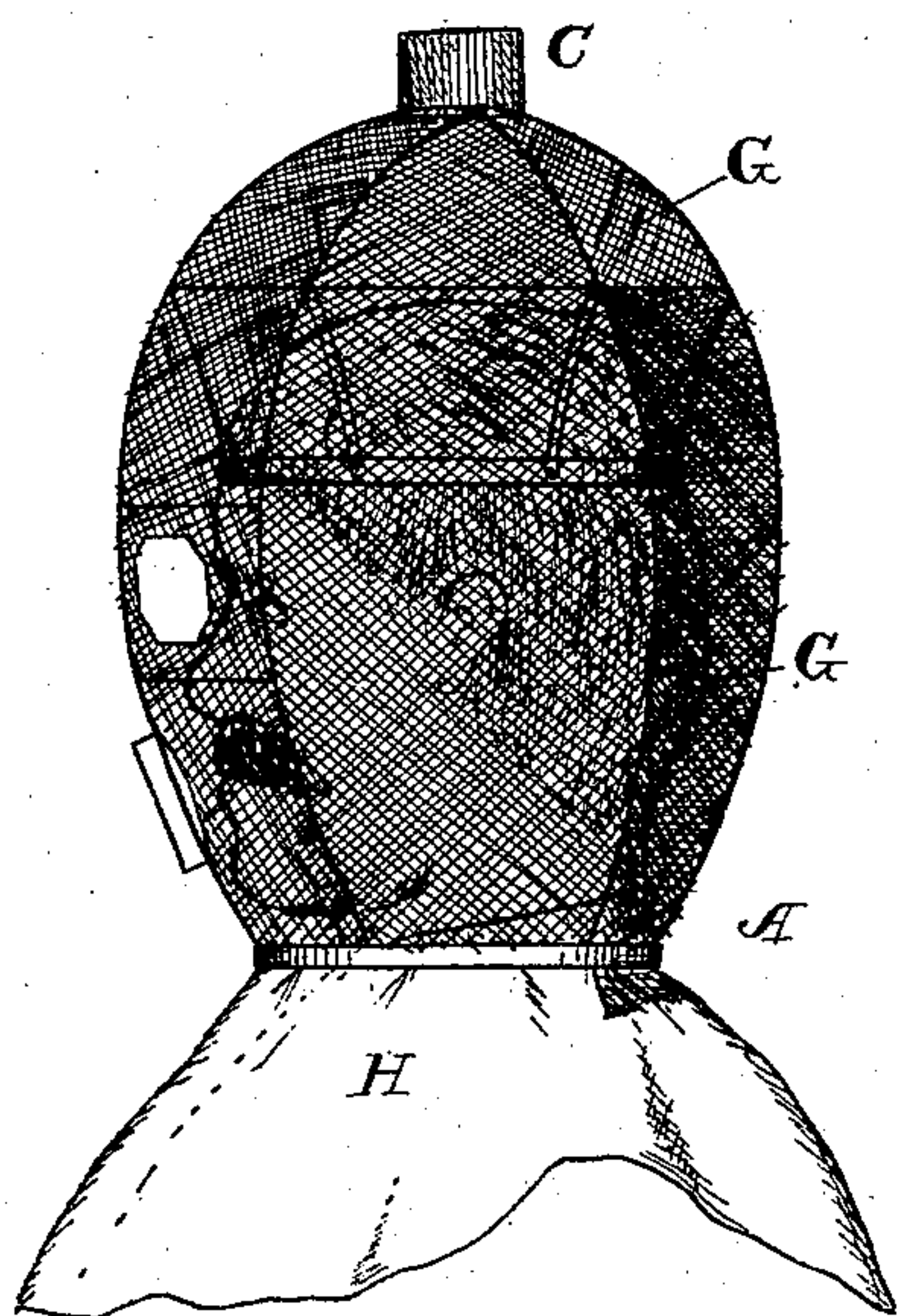


Fig. 1

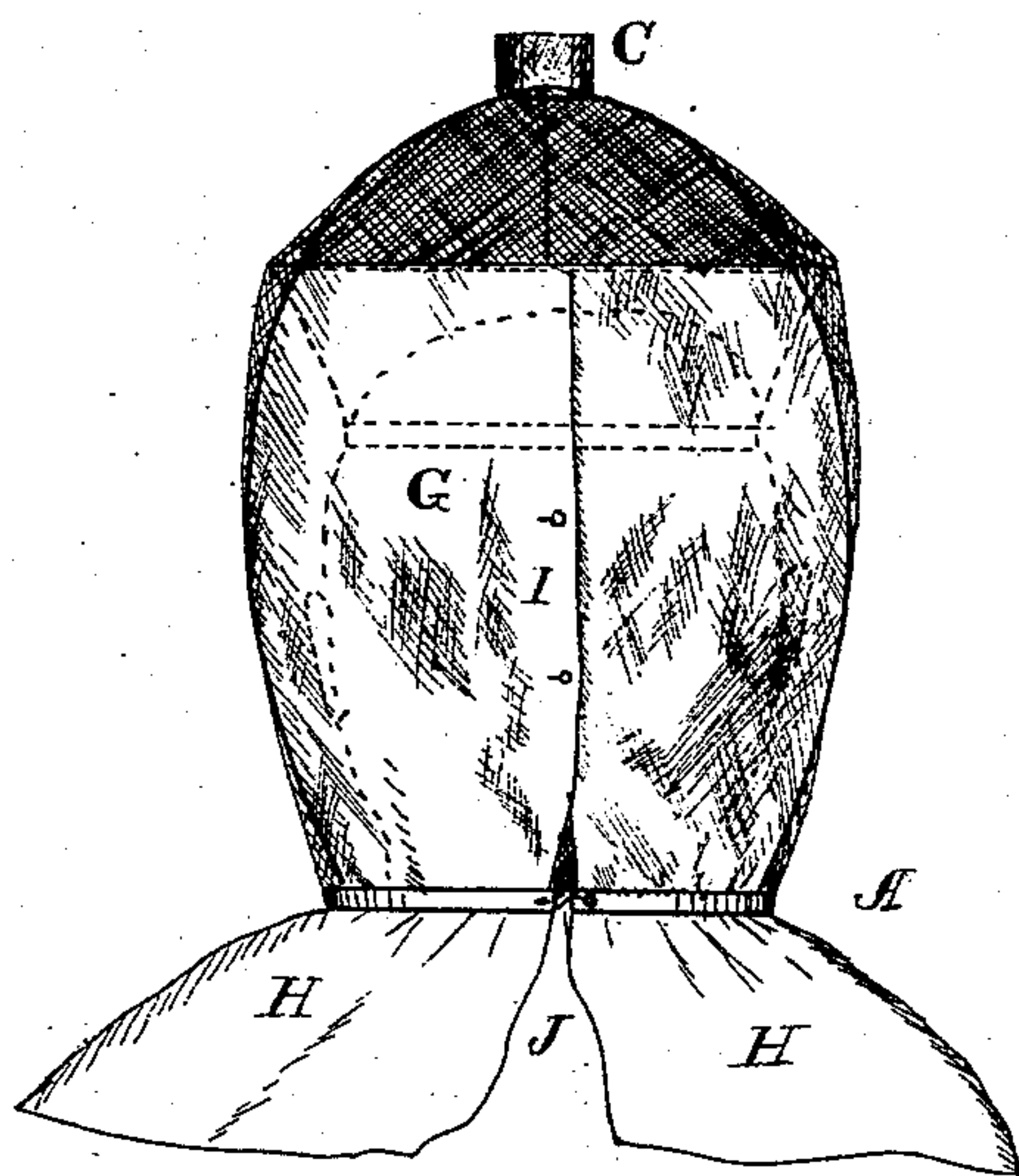


Fig. 2.

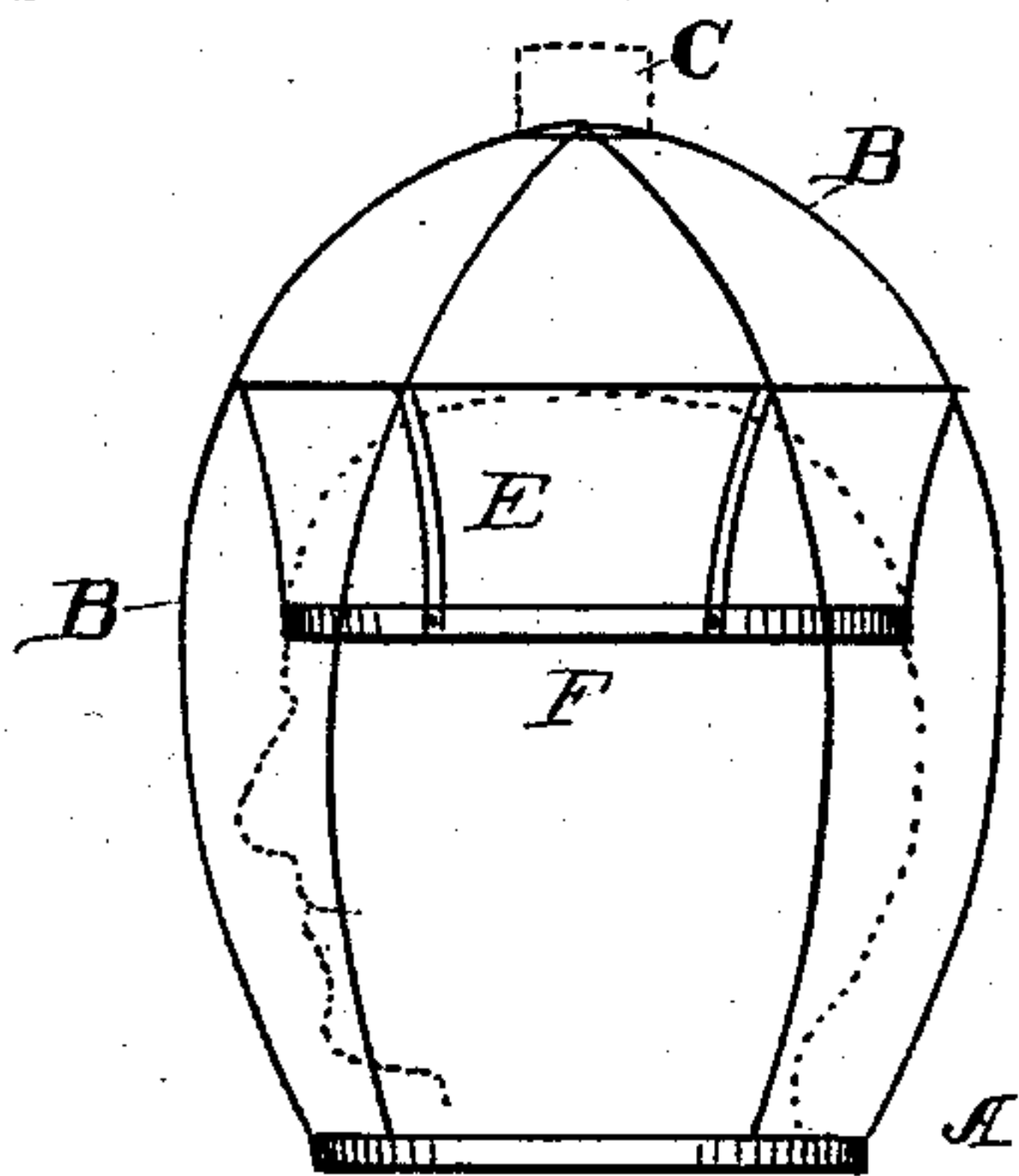


Fig. 3.

WITNESSES:

Robert Kirk
C. D. Zerk

INVENTOR :

Lucy Jane Stockley
By *J. D. Zerk* Attorney.

UNITED STATES PATENT OFFICE.

LUCY JANE STOCKLEY, OF CORONA, TENNESSEE.

DUST-CAP.

SPECIFICATION forming part of Letters Patent No. 302,048, dated July 15, 1884.

Application filed December 6, 1883. (No model.)

To all whom it may concern:

Be it known that I, LUCY JANE STOCKLEY, of Corona, in the county of Tipton and State of Tennessee, have invented a new and useful Improvement in Dust-Caps, which improvement is fully set forth in the following specification and accompanying drawings, in which—

Figure 1 is a side view of my improved dust-cap. Fig. 2 is a rear view of the same. Fig. 3 is a side view showing frame-work.

The object of the present invention is to provide a device for mill-operatives or other persons whose work brings them much in contact with dust, whereby the dust can be prevented from entering the mouth and nose.

In the drawings, A is a light flexible piece of hoop or other suitable material bent in the form of a circle, and a little larger than the neck of an ordinary person. The ends meet at the back of the neck and are fastened with a clasp or by any other suitable means. Fixed securely at equal intervals to this hoop or band are six or more upright ribs, B. The ribs B curve a little outwardly from the bottom and then sweep inwardly to a common center. These ribs may be made of steel or hoop wire. Any suitable material, however, may be used, as I do not confine myself to any particular kind of material. A small circular hoop, C, is placed at the top of the frame, to which the upper ends of the ribs B are securely fixed. A similar hoop to that of C is placed a little above, connected by means of vertical wire ribs.

On the inside of the frame and a short distance from the top a horizontally-inclined hoop, D, is securely fixed to the upright ribs B. From this hoop D are suspended six or more pieces of wire, E, a few inches in length and at equal distances apart. At the lower end of these pendent wires is secured another hoop, F, which is a little less in circumference than the head of the operative. This hoop F should be of such a distance from the hoop A that the said hoop A will rest on the shoulders and about the neck, while the upper hoop, F, will rest on the top of the head, and thus serve to hold the upper part of the frame steady.

Over the outer sides of the ribs B a covering of crinoline, G, or other suitable material that will exclude dust is drawn, forming a complete covering from the hoop A at the bottom to the hoop C at the top; around the sides between the hoops C and D is also covered with the same material. The top, however, is left open. A funnel-shaped aperture is thus left open from the interior, which aids in drawing off the heated air from within.

Extending out and downward from the hoop A is a piece of the same kind of material, H, as that used to cover the upper part of the frame. This part, however, may be made of calico, muslin, linen, or any suitable material, as desired. This is to be cut in such a manner as to fit around and down over the shoulders, so as to thoroughly exclude the dust.

A vertical opening, J, is made in the rear of the frame from the opening of the hoop a little distance upward. This opening is for the purpose of spreading and enlarging the hoop A for the introduction of the head. The crinoline may be secured together by means of hooks, buttons, or in any other suitable manner desired. The material H is also provided with an opening, though it need not necessarily be provided with buttons or hooks.

At the front part of the frame, at a convenient position for the eyes, are placed a pair of spectacle-glasses, to allow the person to see, and at the same time to exclude the dirt and dust. A frame and opening is provided at a position convenient for the mouth. Within the opening a damp sponge is placed.

It is obvious that the utility of this device cannot be questioned, as by means of it a great amount of dust and impurities in the atmosphere, whence arise a great many physical disorders, can be checked to a greater or less extent.

What I claim as new, is—

1. A dust-cap composed of an egg-shaped wire frame, truncated at its lower end, having a vent-opening at the top, and adapted, as shown, to be opened on one side, substantially as herein set forth.

2. A truncated wire frame, the bottom cone-shaped, and provided with an opening at the top, combined with pendent wires, having a

horizontal hoop attached thereto for the purpose of resting on the head, substantially as herein set forth.

3. The combination of the truncated wire frame, as hereinbefore set forth, the eye-glasses, as specified, and the opening with the sponge for the mouth, with the exterior covering, as herein set forth.

In testimony that I claim the foregoing I have hereunto set my hand this 12th day of November, 1883, in the presence of witnesses.

LUCY JANE STOCKLEY.

Witnesses:

J. E. LEWIS,

P. T. WRIGHT.