


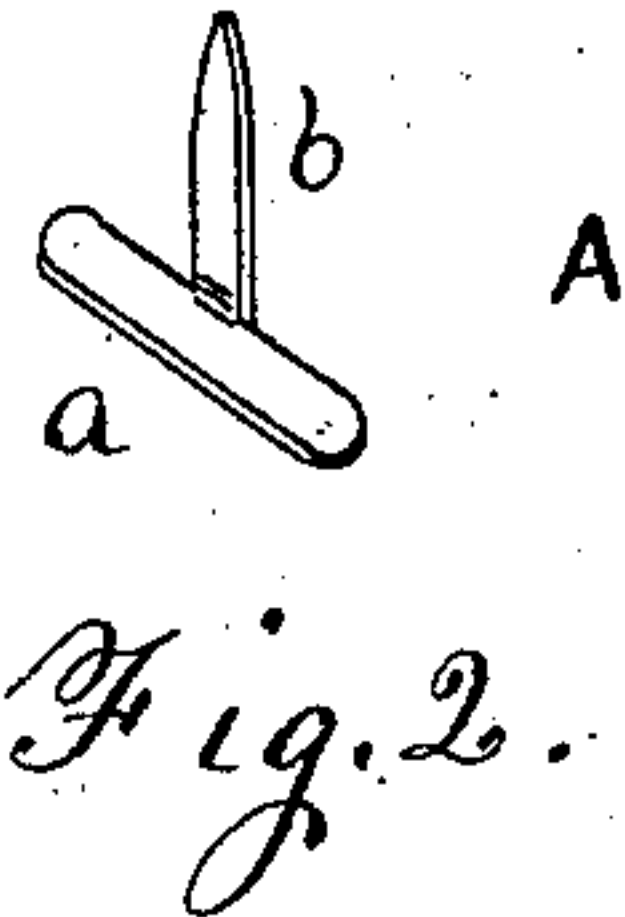
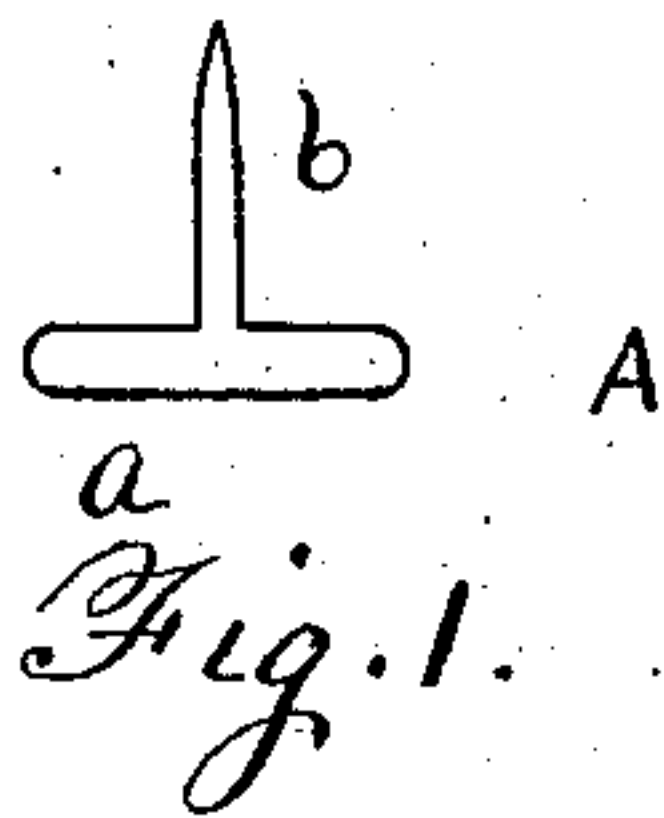
(No Model.)

G. W. PRENTICE.

METALLIC FASTENER.

No. 302,026.

Patented July 15, 1884.



Witnesses.  
*E. Fisher.*  
*Charles Greene.*

Inventor.  
"George W. Prentice"  
by *Franklin A. Smith Jr.*  
*Atty.*

# UNITED STATES PATENT OFFICE.

GEORGE W. PRENTICE, OF PROVIDENCE, RHODE ISLAND.

## METALLIC FASTENER.

SPECIFICATION forming part of Letters Patent No. 302,026, dated July 15, 1884.

Application filed May 28, 1884. (No model.)

*To all whom it may concern:*

Be it known that I, GEORGE W. PRENTICE, a citizen of the United States, residing at Providence, in the county of Providence and State of Rhode Island, have invented certain new and useful Improvements in Metallic Fasteners; and I do declare the following to be a full, clear, and exact description of the invention, such as will enable others skilled in the art to which it appertains to make and use the same, reference being had to the accompanying drawings, and to the letters and figures of reference marked thereon, which form a part of this specification.

This invention relates to metallic fasteners for securing buttons to shoes or fabrics, and are of that class which are attached by means of a setting-instrument specially prepared for the purpose.

My invention relates more particularly to an improvement on the fasteners shown and described in United States Patent No. 294,978, in which a table and arm are used, said arm being bent over the table to form a spring-loop for the reception of an eye-shank button.

My improvement retains the essential features of the above-mentioned invention, but with a different manner of attachment.

To this end my invention consists, primarily, of a fastener formed from a T-shaped blank cut from sheet metal, consisting of a base and prong, said prong being bent at right angles to the base, and adapted to be passed through a fabric and button-eye and clinched back again in the material, as will be hereinafter more fully described.

To illustrate my invention I refer to the drawings, in which Figure 1 represents the sheet-metal blank from which my improved fastener is formed. Fig. 2 is a perspective view of the fastener bent to form. Fig. 3 represents the fastener connected to fabric with a button, as in use.

The following is a more detailed description of my invention and the manner of using the same.

A is the fastener, formed from a T-shaped

blank, consisting of the elongated base *a* and penetrating-prong *b*, projecting from one edge thereof, as shown in Fig. 1. The prong *b* is subsequently bent at right angles to the base *a*, at its junction with the base, forming a side prong, as shown in Fig. 2. The end of the prong *b* is made sufficiently pointed to allow it to readily penetrate the fabric.

The construction of the fastener being as described, a button is secured to a shoe or fabric by the aid of a suitable instrument, the prong *b* being passed through the fabric from the under surface through the button-eye over the base back into the material until the base lies snugly against the under surface, as shown in Fig. 3, securely attaching the button. The base, being elongated, makes a broad smooth surface each side of the hole in the material; also, being narrow, as shown, makes no objectionable bunch on the under surface of the fabric, making a strong and durable fastening device, efficient and inexpensive, and readily adapted for the rapid attachment of buttons, and is not easily disengaged from the fabric.

I claim—

1. A button-fastener consisting of an elongated base from one edge of which extends a penetrating-prong bent at right angles to the said base, and adapted for use substantially as specified.

2. The button-fastener A, consisting of the elongated base *a*, provided with the penetrating-prong *b*, bent at right angles to said base, arranged and adapted for use substantially as described.

3. The blank A, formed as described, having elongated base *a*, with two straight sides, and penetrating-prong *b*, arranged at a right angle to the base, and adapted to be formed into a fastener, substantially as shown and described.

In testimony whereof I affix my signature in the presence of two witnesses.

GEORGE W. PRENTICE.

Witnesses:

FRANKLIN A. SMITH, Jr.,  
CHARLES GREENE.